

# 10K PLANTER BAR



# 10K PLANTER BAR



The 10K Planter Bar has rotating wings that fold forward for easy transport.


The 10K Planter Bar is built to work with many **custom** planter setups. Available with 20, 22, and 30-inch row spacing, the vacuum-ready planter bar has a 7x7-inch secondary rear toolbar that is **designed** to support the row units, with easily accessible vacuum ports spaced for each row. It also rotates 90 degrees upward when preparing to fold, narrowing the overall width for transport.

The secondary toolbar and row units are supported by a mainframe that utilizes 7x7½-inch wall tubing and is built to exceed the most demanding conditions. Engineered with a central fill system featuring a **150-bushel** seed capacity, the 10K Planter Bar increases efficiency by reducing fill time and allows the farmer to cover significantly more acres on each fill. The optional 9-foot cleated belt seed conveyor makes loading easy.


The **rubber track system** on the 10K Planter Bar gets you in the field earlier to extend the growing season. The track system distributes the weight of the **two 750-gallon liquid tanks** over a larger footprint utilizing flotation to guard against compaction that can come from toolbars using traditional tires.



25" and 30" wide tracks reduce compaction and allow earlier entry into challenging field conditions.




The secondary rear toolbar is 7x7x¼" and is vacuum-ready, with ports for fast setup. Vacuum ports are positioned for your specific row spacing. The toolbar rotates 90° upward for narrower transport width.



An optional 9' cleated belt conveyor makes loading easy.

Road transport was not an afterthought in the design of the 10K Planter Bar. **Narrow transport** width is achieved through a front folding design that uses a combination of the rotating secondary toolbar and a massive 10x10-inch telescoping tongue hitch that extends during transport and locks in field position. Even hooking up to the tractor is made easier with the standard hitch-mounted hydraulic jack.




## Why Liquid?

During plant development, having the right nutrients in the right place at the right time is essential. Putting starter fertilizer and nitrogen down during planting not only sets your growing plants up for success, but also reduces the number of trips across the field, increasing productivity.

The 10K Planter Bar is available with twin 750-gallon on-board liquid tanks for **1,500 gallons** of liquid capacity – the most liquid capacity in a central fill seed distribution system in the industry. This allows for placement of two different fertilizers at planting. These tanks are ready to be plumbed with your planting units to maximize crop potential. An optional Digi-Star Scale system can be used for accurate seed or liquid measurement.



Tilt and rotate cylinders fold the toolbar for easier transport.




The 10"x10" telescoping tongue hitch extends during transport and locks into field position.




The central fill system has 150-bushel carrying capacity for fast loading. Two optional 750-gallon liquid tanks come ready to be plumbed to your needs.



Hitch-mounted hydraulic jack makes hooking up easier.



60' and 66' units have optional hydraulic row markers.



A swivel implement front hitch allows rotation over uneven terrain.

# 10K PLANTER BAR SPECIFICATIONS

MODEL #	WORKING		TRANSPORT			NO. OF TIRES/ WING	NO. OF ROWS/ SECTION	WEIGHT (LBS.)*	TONGUE WEIGHT
	WIDTH (A)	LENGTH (C)	WIDTH (B)	HEIGHT	LENGTH (D)				
<b>60' Planter Bar</b>									
24 Row/30" Spacing	59'4"	28'6"	16'0"	12'8"	38'4"	2-track-2	9-6-9	27,000 lbs.	6,000 lbs.
36 Row/20" Spacing	60'1"	28'6"	16'7"	12'8"	38'4"	2-track-2	13-10-13	27,000 lbs.	6,000 lbs.
<b>66' Planter Bar</b>									
36 Row/22" Spacing	65'9"	28'6"	16'0"	12'8"	38'4"	2-track-2	14-8-14	27,000 lbs.	6,400 lbs.
<b>90' Planter Bar</b>									
36 Row/30" Spacing	90'1"	36'8"	16'0"	12'8"	56'7"	2-2-track-2-2	6-9-6-9-6	35,000 lbs.	9,800 lbs.

\*Base toolbar only. Payload not to exceed 60,000 lbs (25" tracks) or 70,000 lbs (30" tracks) with row units included.

## FEATURES:

### Frame

- Heavy-duty 7" x 7" x 1/2" main bar
- Hydraulic forward-folding wings
- Secondary 7" x 7" x 1/4" bar rotates up to 90° for narrow transport
- Adjustable wing wheel

### Planter Bar Model Widths

- 60' planter bar
  - 24 row/30" spacing
  - 36 row/20" spacing
- 66' planter bar
  - 36 row/22" spacing
- 90' planter bar
  - 36 row/30" spacing

### Wing Wheels

- 33x15.5NHS
- 12-ply skid steer tires

### Safety Equipment

- Safety chain
- Transport warning lights
- SMV sign & mounting

### Mainframe Tracks

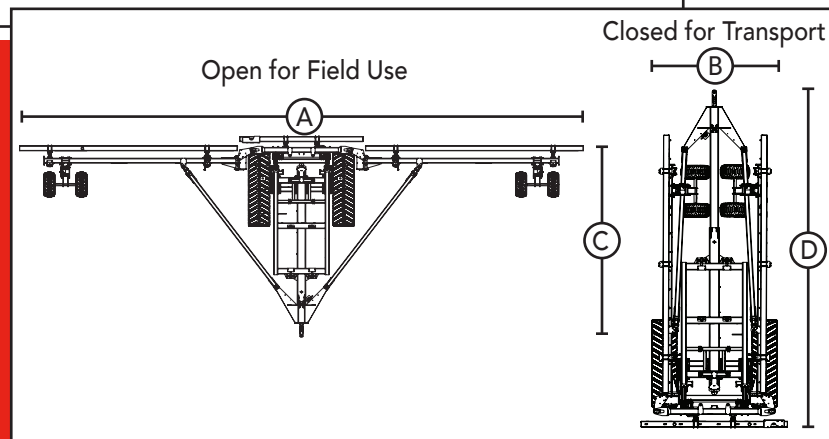
- Rubber Track System sizes and spacing
  - 120" center spacing  
30" wide x 67" long
  - 110" center spacing  
25" wide x 67" long
  - 120" center spacing  
25" wide x 67" long

### Front Hitch

- 12" x 12" structural tube with 10" x 10" hydraulic latch telescoping tongue
- Swivel implement hitch
  - Cat IV (for 2" pin)
  - Cat V (for 2-3/4" pin)
- Hydraulic jack

### Optional Equipment

- Two 750-gallon liquid tanks
- 9' conveyor with cleated belt
- Hydraulic row markers
- Mainframe colors available in Red, Gray, or Green



### Hydraulics

#### 60' & 66' Models:

- 6 lift sequencing cylinders
- 2 wing fold cylinders with tongue latch
- 6 tool bar tilt cylinders
- Complete with hose, hardware, and hydraulic couplers

#### 90' Model:

- 8 lift sequencing cylinders
- 4 wing fold cylinders with tongue latch
- 8 tool bar tilt cylinders
- Complete with hose, hardware, and hydraulic couplers



# 10K PLANTER BAR

PO Box 1030  
Wahpeton, ND 58075  
1-800-688-3300  
wil-rich.com