



camoplast
HI-PERFORMANCE TRACKS

Parts Manual

Flexhaul Track Systems

30 Series (30-1401, 30-1601, 30-1602, 35-1803, 35-2001, 35-2201, 35-2501, includes 40-2502)

40 Series (40-1402, 45-1603, 45-1801, excludes 40-2502)

70 Series (70-2506, 70-3001, 70-3601, 70-3002)

80 Series (80-2503, 80-3003)

100 Series (100-3602 & 100-3603)

TABLE OF CONTENTS

FOREWORD	4
Track Series & Brand Comparison	4
Abbreviations	5
Location of Product Model and Serial Number (Identification plate)	5
Parts Ordering Procedure	5
Parts List Format	5
FLEXHAUL 30 SERIES	
(INCLUDES SERIES 40-2502)	30-2
Track & Undercarriage	30-2
Undercarriage Assembly	30-6
Frame Assembly	30-8
Tension Link Assembly	30-10
Tensioner Assembly	30-12
Alignment Assembly (S/N FHS1306004 and Earlier)	30-14
Alignment Assembly (S/N FHS1306005 and After)	30-16
Bogie Assembly - Mid-roller	30-18
Hub Assembly - Idler	30-20
Hub Assembly - Mid - roller	30-22
FLEXHAUL 40 SERIES	
(EXCLUDES SERIES 40-2502)	40-2
Track & Undercarriage	40-2
Undercarriage Assembly	40-4
Frame Assembly	40-6
Tension Link Assembly	40-8
Tensioner Assembly	40-10
Alignment Assembly (S/N FHS1306004 and Earlier)	40-12
Alignment Assembly (S/N FHS1306005 and After)	40-14
Bogie Assembly - Mid-roller	40-16
Hub Assembly - Idler	40-18
Hub Assembly - Mid-roller	40-20
FLEXHAUL 70 SERIES	70-2
Track & Undercarriage	70-2
Undercarriage Assembly	70-4
Frame Assembly (S/N FHS1306004 and Earlier)	70-6
Frame Assembly (S/N FHS1306005 and After)	70-8
Tension Link Assembly (S/N FHS1306004 and Earlier)	70-10
Tension Link Assembly (S/N FHS1306005 and After)	70-12
Tensioner Assembly	70-14
Alignment Assembly (S/N FHS1306004 and Earlier)	70-16
Alignment Assembly (S/N FHS1306005 and After)	70-18
Bogie Assembly - Mid-roller	70-20
Hub Assembly - Idler	70-22
Hub Assembly - Mid-roller	70-24

FLEXHAUL 80 & 100 SERIES	80-2
Track & Undercarriage	80-2
Undercarriage Assembly	80-4
Frame Assembly (S/N FHS1306004 and Earlier)	80-6
Frame Assembly (S/N FHS1306005 and After)	80-10
Tension Link Assembly (S/N FHS1306004 and Earlier)	80-14
Tension Link Assembly (S/N FHS1306005 and After)	80-16
Tensioner Assembly	80-18
Alignment Assembly (S/N FHS1306004 and Earlier)	80-20
Alignment Assembly (S/N FHS1306005 and After)	80-22
Bogie Assembly - Mid-roller	80-24
Hub Assembly - Idler	80-26
Hub Assembly - Mid-roller	80-28
FITMENT KITS	101-2
Axles	101-2
3.5"- 5.5" Pin Kits	101-6
6"- 24" Stabilizer Assemblies	101-8
Hardi Brace Stabilizer Kit	101-10
SPEED SENSOR KIT	102-2
Hardi Sprayer Products	102-2
John Deere DB Planter Products	102-4
CNH / IH Planter Products	102-6
PLANTER SPACER OR ROW LIFT KIT	103-2
DB44 - 2 Unit Row Lift Kit (2013 and Earlier)	103-2
DB44 - 2 Unit Row Lift Kit (2014 and After)	103-4
DB60 - 2 Unit Row Lift Kit (2013 and Earlier)	103-6
DB60 - 2 Unit Row Lift Kit (2014 and After)	103-8
DB80 - 2 Unit Row Lift Kit (2013 and Earlier)	103-10
DB80 - 2 Unit Row Lift Kit (2014 and After)	103-12
DB44 - 4 Unit Row Lift Kit (2013 and Earlier)	103-16
DB44 - 4 Unit Row Lift Kit (2014 and After)	103-18
Row Lift Unit - DB44	103-20
Row Lift Unit - DB60 / 80	103-22
Offset Drive Bearing Kit - DB60 / 80	103-24
Spacer Kit (Non-Row Lift Option) - DB44	103-26
Drive Modification Kit - DB80	103-28

FOREWORD

Track Series & Brand Comparison

30 Series

<i>Track Size</i>	187" x 14.5"	187" x 16.5"	167" x 16.5"	167" x 18"	167" x 20"	167" x 22"	167" x 25"	187" x 25"
Flexhaul Model	30-1401	30-1601	30-1602	35-1803	35-2001	35-2201	35-2501	40-2502
Landlurv Model	4730-14.5	4730-16.5	4130-16.5	NA	NA	4135-22	4135-25	4740-25

40 Series

<i>Track Size</i>	249" x 14.5"	249" x 16.5"	249" x 18"
Flexhaul Model	40-1402	45-1603	45-1801
Landlurv Model	7340-14.5	7340-16.5	7340-18

70 Series

<i>Track Size</i>	234" x 25"	234" x 30"	234" x 36"	252" x 30"
Flexhaul Model	70-2506	70-3001	70-3601	70-3002
Landlurv Model	6770-25	6770-30	6770-36	7670-30

80 Series

<i>Track Size</i>	324" x 25"	324" x 30"
Flexhaul Model	80-2503	80-3003
Landlurv Model	1080D-25	1080D-30

100 Series

<i>Track Size</i>	324" x 36"	298" x 36"
Flexhaul Model	100-3602	100-3603
Landlurv Model	1099-36	9900-36


NOTE: Although many of the parts for the Landlurv models are compatible with the equivalent Flexhaul models, not all parts are 100% compatible. If you have an early Landlurv model, please contact Camoplast to confirm compatibility.

FOREWORD (CONT'D)

Abbreviations

- FN** - Footnote is a column in the parts list used to communicate information that directly effects the part it's lined up with. The number used will correspond with information located below the parts list.
- REF** - Reference used in the part number column indicates the part has special service information. The location of this information is often referenced in the description column.
- UAR** - Use As Required (UAR) is used in the quantity column indicating the number of parts used is determined by service needs.
- NSS** - Not Serviced Separately (NSS) in a part number column indicates the part is not available for service.

Location of Product Model and Serial Number (Identification plate)



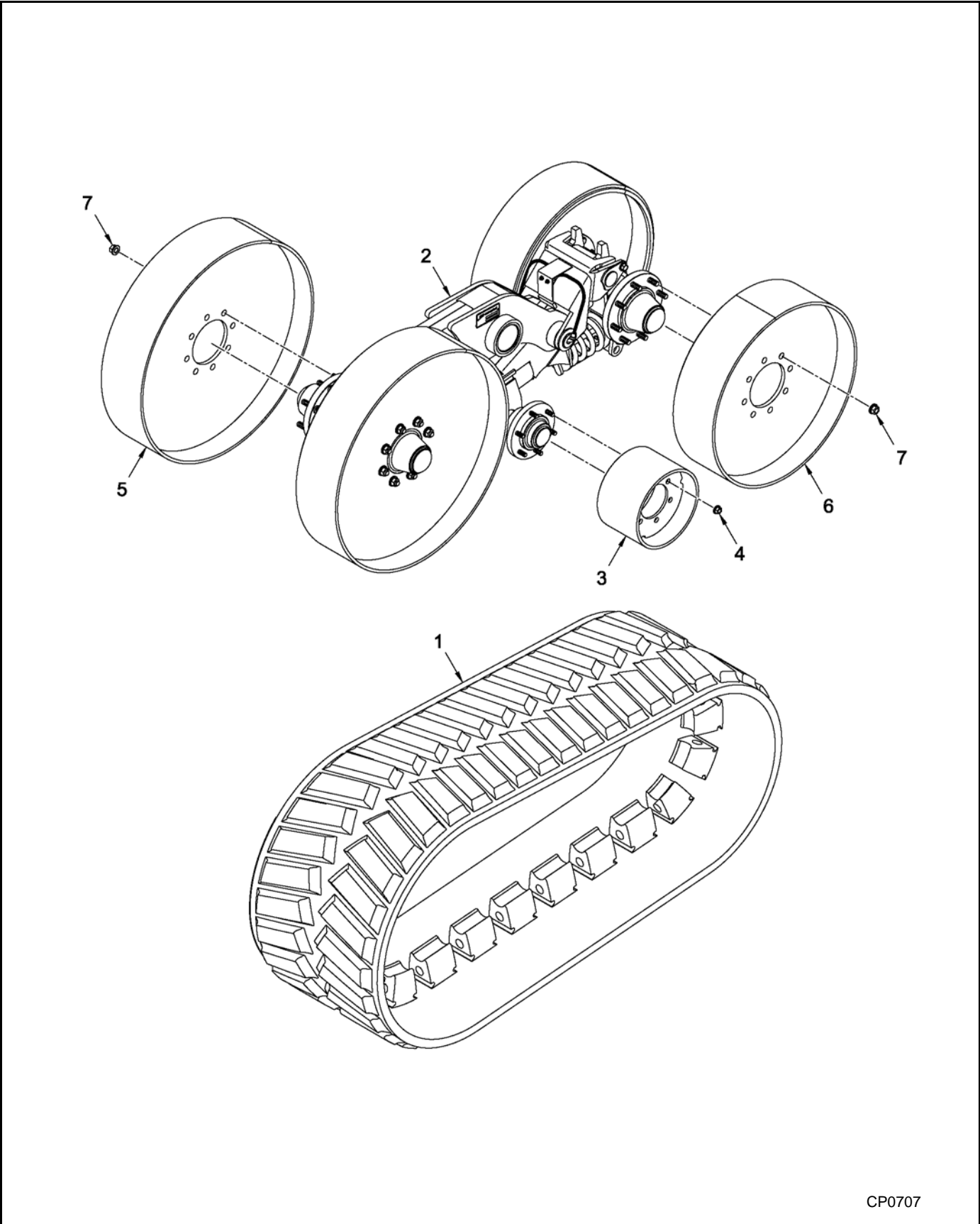
Parts Ordering Procedure

When ordering parts for your Flexhaul system, please contact an authorized Flexhaul system dealer in your area. If the parts are associated with a possible warranty claim, make sure that you contact the original dealer from which you purchased the Flexhaul system. Make sure to provide the Flexhaul model, Serial number, Part number, Part description and quantity.

Parts List Format

Flexhaul Series Column - This column is used to list Flexhaul series model numbers in the event the part needs to be ordered by model. If the column is blank that part is used for all models.

Track & Undercarriage



CP0707

FLEXHAUL 30 SERIES
(INCLUDES SERIES 40-2502)

Track & Undercarriage

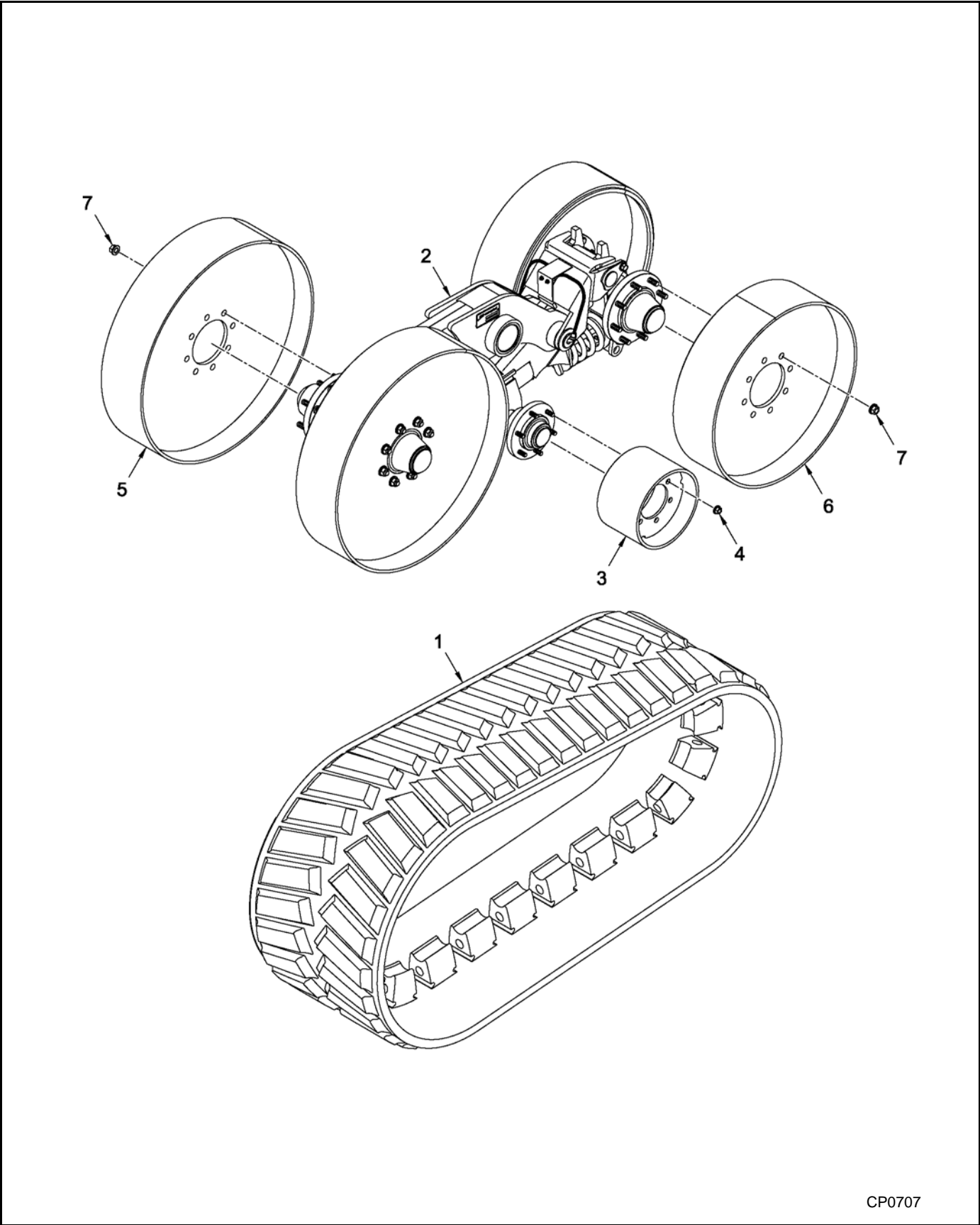
(2A-0342)

Ref.	FN	Part Number	Flexhaul Series	Qty.	Description
1		699-1404	30-1401	1	TRACK, Rubber, LH, 187" x 14"
		699-1405	30-1401	1	TRACK, Rubber, RH, 187" x 14"
		699-1635	30-1601	1	TRACK, Rubber, LH, 187" x 16"
		699-1636	30-1601	1	TRACK, Rubber, RH, 187" x 16"
		699-1631	30-1602	1	TRACK, Rubber, LH, 167" x 16"
		699-1602	30-1602	1	TRACK, Rubber, RH, 167" x 16"
		699-1845	35-1803	1	TRACK, Rubber, LH, 167" x 18"
		699-1846	35-1803	1	TRACK, Rubber, RH, 167" x 18"
		G20AE02883	35-2001	1	TRACK, Rubber, 167" x 20"
		699-2200	35-2201	1	TRACK, Rubber, 167" x 22"
		699-2526	35-2501	1	TRACK, Rubber, 167" x 25"
		699-2519	40-2502	1	TRACK, Rubber, 187" x 25"
2		REF		1	UNDERCARRIAGE ASSY., See page 30-6
3	1	2S-0367	30-1401	2	WHEEL, Mid-roller
	1	2S-0368	30-1601	2	WHEEL, Mid-roller
	1	2S-0365	30-1602	2	WHEEL, Mid-roller
	1	2S-0369	35-1803	2	WHEEL, Mid-roller
	1	2S-0369	35-2001	2	WHEEL, Mid-roller
	1	2S-0366	35-2201	2	WHEEL, Mid-roller
	1	2S-0358	35-2501	2	WHEEL, Mid-roller
	1	2S-0359	40-2502	2	WHEEL, Mid-roller
4		2A-0518		UAR	SERVICE SET, Lug Nut, Mid-roller (6 per set)
5	1	2S-0085	30-1401	2	WHEEL, Idler, Front
	1	2S-0089	30-1601	2	WHEEL, Idler, Front
	1	2S-0071	30-1602	2	WHEEL, Idler, Front
	1	2S-0371	35-1803	2	WHEEL, Idler, Front
	1	2S-0371	35-2001	2	WHEEL, Idler, Front
	1	2S-0079	35-2201	2	WHEEL, Idler, Front
	1	2S-0082	35-2501	2	WHEEL, Idler, Front
	1	2S-0093	40-2502	2	WHEEL, Idler, Front

1 - Service parts wheels are painted standard Camoplast gray. Yellow (Deere) and gray (CNH) are available by special order (specify when ordering) and may have different pricing and lead time.

Continued on the next page

Track & Undercarriage



CP0707

FLEXHAUL 30 SERIES
(INCLUDES SERIES 40-2502)

Track & Undercarriage (Cont'd)

(2A-0342)

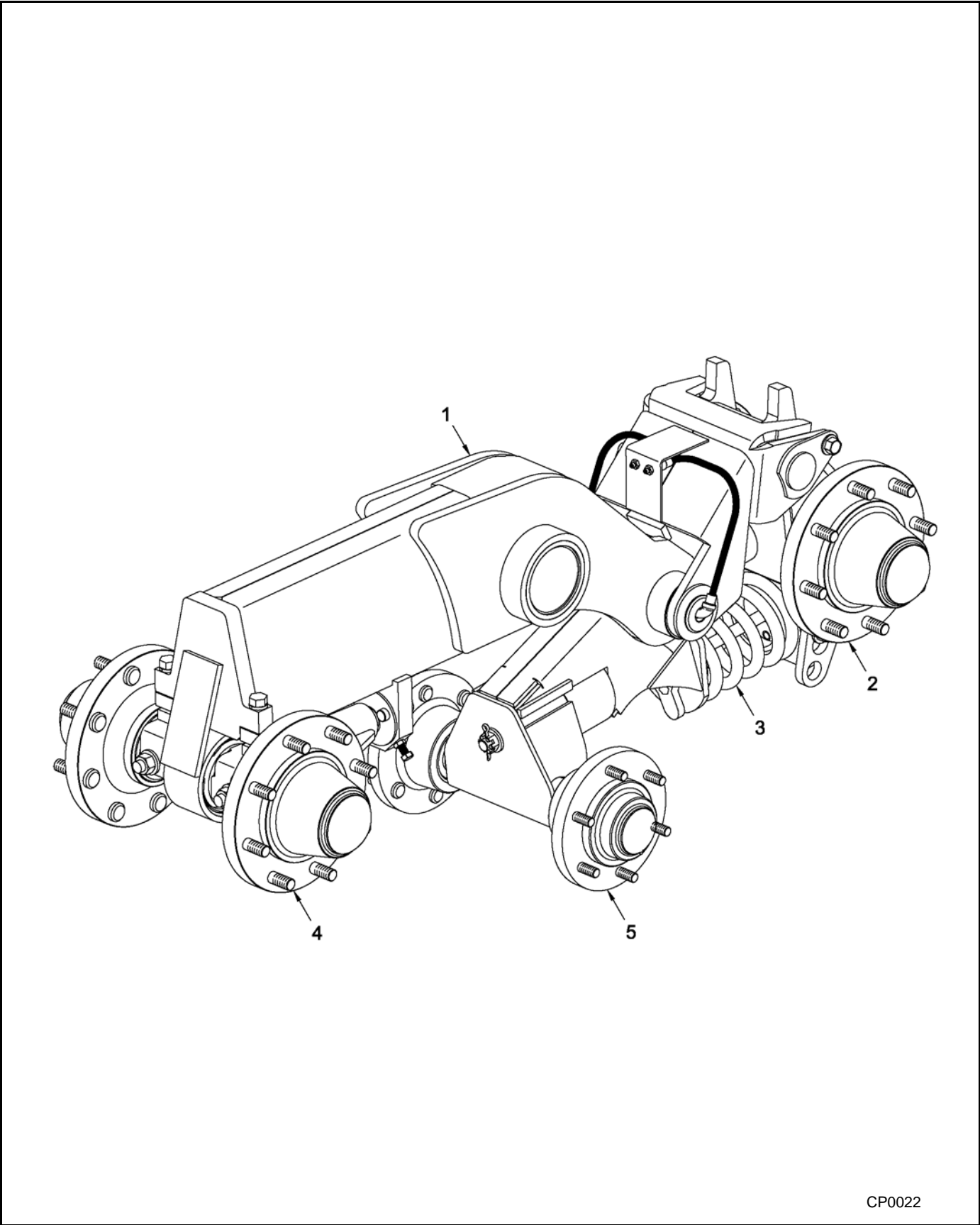
Ref.	FN	Part Number	Flexhaul Series	Qty.	Description
6	1	2S-0086	30-1401	2	WHEEL, Idler, Rear
	1	2S-0090	30-1601	2	WHEEL, Idler, Rear
	1, 2	2S-0072	30-1602	2	WHEEL, Idler, Rear
	1, 3	2S-0255	30-1602	2	WHEEL, Idler, Rear
	1, 2	2S-0215	35-1803	2	WHEEL, Idler, Rear
	1, 3	2S-0372	35-1803	2	WHEEL, Idler, Rear
	1, 2	2S-0080	35-2201	2	WHEEL, Idler, Rear
	1, 3	2S-0256	35-2201	2	WHEEL, Idler, Rear
	1, 2	2S-0083	35-2501	2	WHEEL, Idler, Rear
	1, 3	2S-0257	35-2501	2	WHEEL, Idler, Rear
	1	2S-0094	40-2502	2	WHEEL, Idler, Rear
7		2A-0517		UAR	SERVICE SET, Lug Nut, Idler (8 per set)

1 - Service parts wheels are painted standard Camoplast gray. Yellow (Deere) and gray (CNH) are available by special order (specify when ordering) and may have different pricing and lead time.

2- S/N FHS0712999 and Earlier. These units were factory equipped with a 25" diameter rear idler. However, some units prior to this serial number break were updated with 26" diameter idlers. Note, that you also have a 2M-0074 tensioner spring installed. If you have a 25" diameter rear idler, if desired, you can convert to the 26" diameter rear idlers, but you must also replace the tensioner spring with part number 2M-0074.

3 - S/N FHS0812001 and After. These units were factory equipped with a 26" diameter rear idler and included an updated 2M-0074 tensioner spring.

Undercarriage Assembly



CP0022

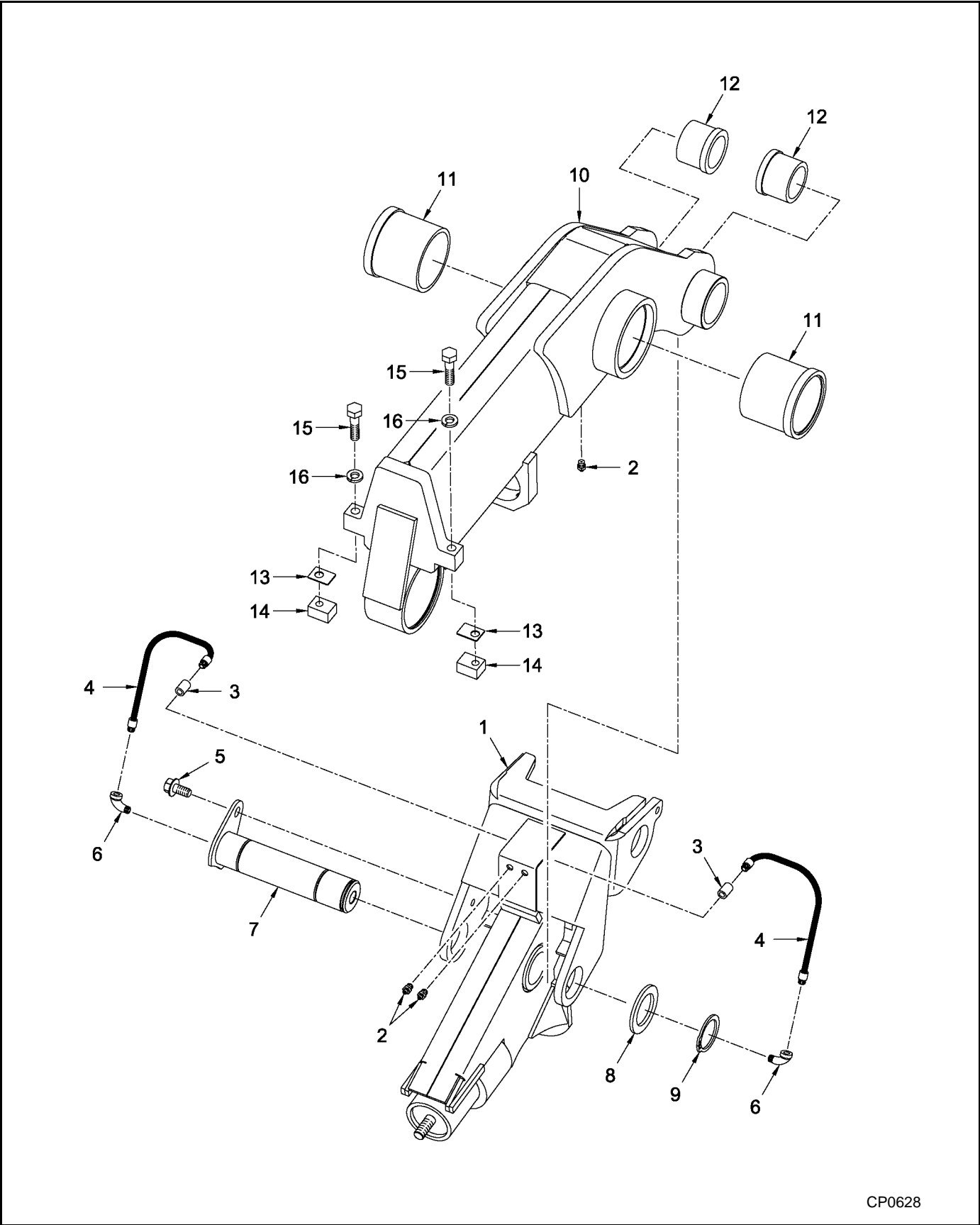
FLEXHAUL 30 SERIES
(INCLUDES SERIES 40-2502)

Undercarriage Assembly

(2A-0343)

Ref.	FN	Part Number	Flexhaul Series	Qty.	Description
1		REF		1	FRAME ASSY., See page 30-8
2		REF		1	TENSION LINK ASSY., See page 30-10
3		REF		1	TENSIONER ASSY., See page 30-12
4		REF		1	ALIGNMENT ASSY., See page 30-14
5		REF		1	BOGIE ASSY., Mid-roller, See page 30-18

Frame Assembly



CP0628

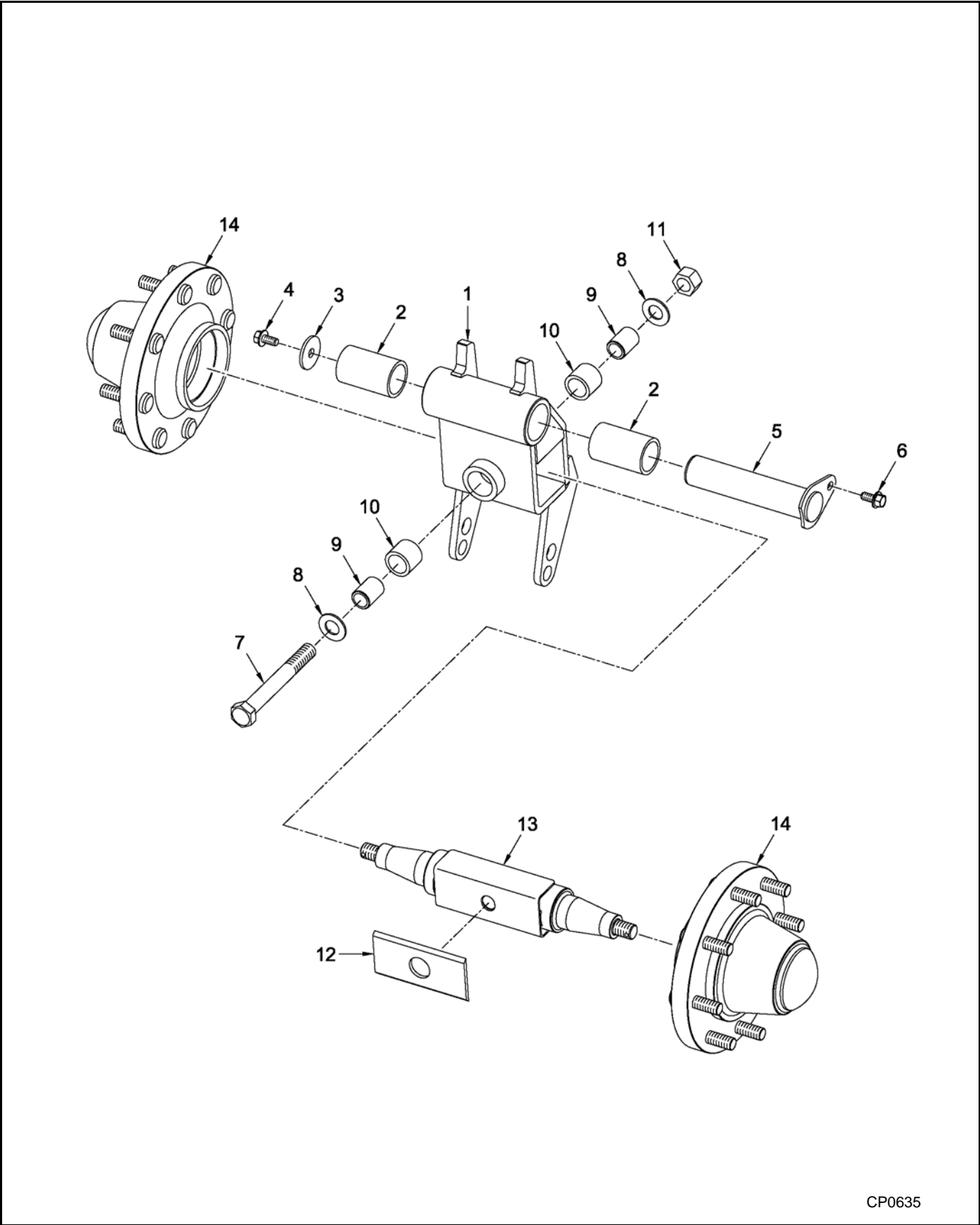
FLEXHAUL 30 SERIES
(INCLUDES SERIES 40-2502)

Frame Assembly

(2A-0326)

Ref.	FN	Part Number	Flexhaul Series	Qty.	Description
1		2S-0074	30-1401	1	ARM, Tension
		2S-0074	30-1601	1	ARM, Tension
		2S-0061	30-1602	1	ARM, Tension
		2S-0061	35-1803	1	ARM, Tension
		2S-0061	35-2001	1	ARM, Tension
		2S-0061	35-2201	1	ARM, Tension
		2S-0061	35-2501	1	ARM, Tension
		2S-0074	40-2502	1	ARM, Tension
2		2H-0060		3	FITTING, Grease, 1/8"-27 PTF
3		2H-0105		2	COUPLING, 1/8" NPT
4		2H-0104		2	HOSE, 12" x 1/8" NPT
5		3F-0011		1	BOLT, Hex Flg., 1" x 1/2"-13 UNC Gr 5
6		2H-0103		2	ELBOW, 90°, 1/8" NPT female x male
7		2S-0065		1	PIN, Pivot
8		2C-0678		1	WASHER, 3" OD x 2.020" ID x 3/16" Thk
9		3F-0035		1	RING, Snap, Ext. 2"
10		2S-0073	30-1401	1	FRAME, Main
		2S-0073	30-1601	1	FRAME, Main
		2S-0057	30-1602	1	FRAME, Main
		2S-0057	35-1803	1	FRAME, Main
		2S-0057	35-2001	1	FRAME, Main
		2S-0057	35-2201	1	FRAME, Main
		2S-0057	35-2501	1	FRAME, Main
		2S-0073	40-2502	1	FRAME, Main
11		2C-0806		2	BUSHING, Main Pivot, 3.480" OD x 3.017" ID x 1.98"
12		2C-0630		2	BUSHING, Bogie, 2.550" OD x 2.012" ID x 2"
13		2C-0663		2	SHIM, Tilt Stopper
14		2C-0662		2	STOPPER, Tilt
15		3F-0030		2	BOLT, Hex, 2" x 1/2"-13 UNC
16		3F-0029		2	WASHER, Lock, 1/2"

Tension Link Assembly



CP0635

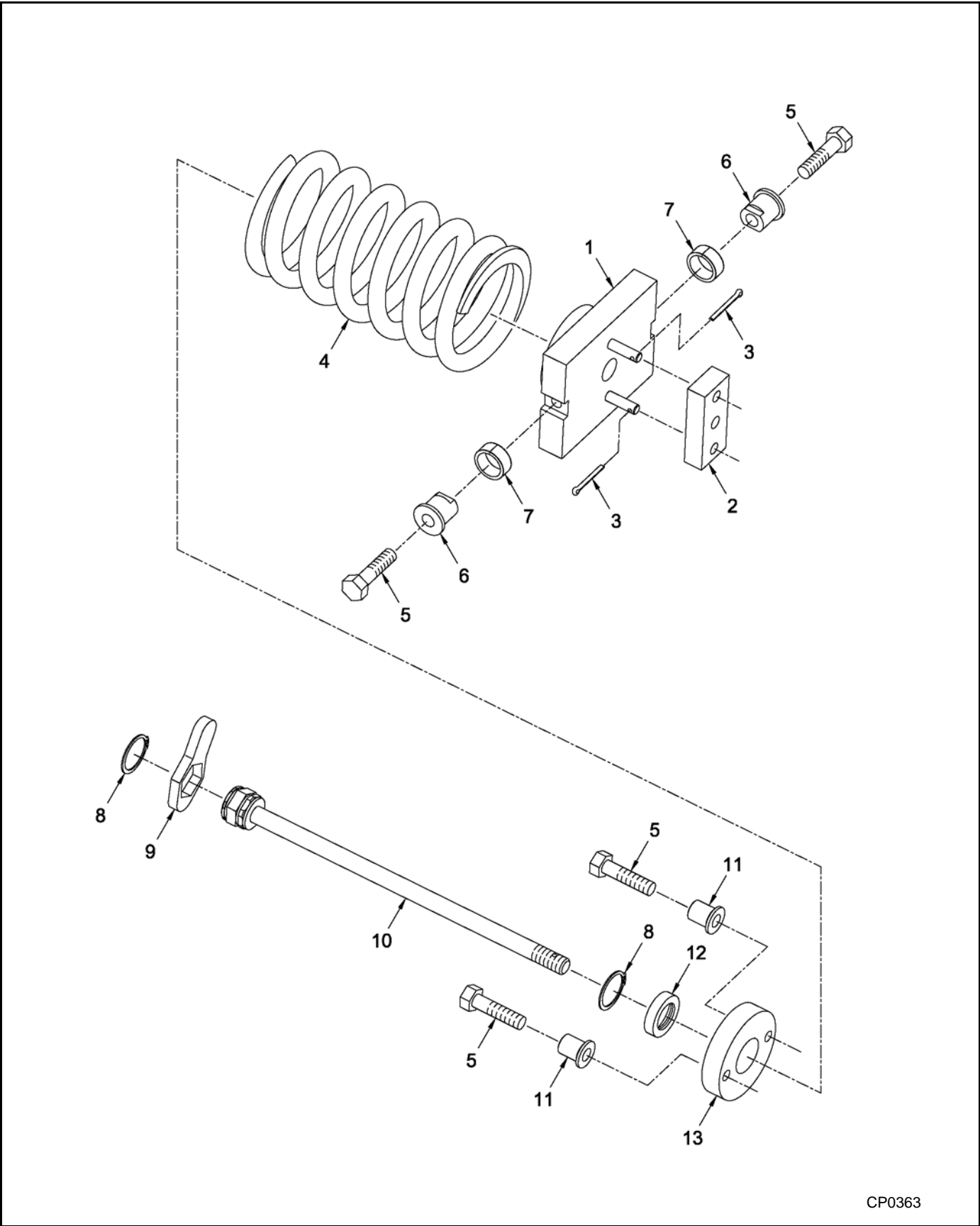
FLEXHAUL 30 SERIES
(INCLUDES SERIES 40-2502)

Tension Link Assembly

(2A-0329)

Ref.	FN	Part Number	Flexhaul Series	Qty.	Description
1		2S-0044		1	LINK, Tension
2		2C-0643		2	BUSHING, 2.500" OD x 0.250" WT x 3.94"
3		2C-0650		1	PLATE, Retainer
4		3F-0058		1	BOLT, Hex Flg., 1" x 5/8"-11 UNC Gr 8
5		2S-0045		1	PIN
6		3F-0011		1	BOLT, Hex, 1" x 1/2"-13 UNC Gr 5
7		3F-0015		1	BOLT, Hex, 8" x 1"-8 UNC
8		3F-0014		2	WASHER, 1.062" ID x 2" OD
9		2C-0647		2	BUSHING, 1.375" x 1.88" LG
10		2C-0642		2	BUSHING, 1.875" OD x 0.250" WT x 1.550"
11		3F-0016		1	NUT, 1"-8 UNC Gr 8
12		2C-0646		1	PAD, Wear
13		2S-0064		1	AXLE
14		2A-0508		2	HUB ASSY., Idler, G60-8, See page 30-20

Tensioner Assembly



CP0363

FLEXHAUL 30 SERIES
(INCLUDES SERIES 40-2502)

Tensioner Assembly

(2A-0333)

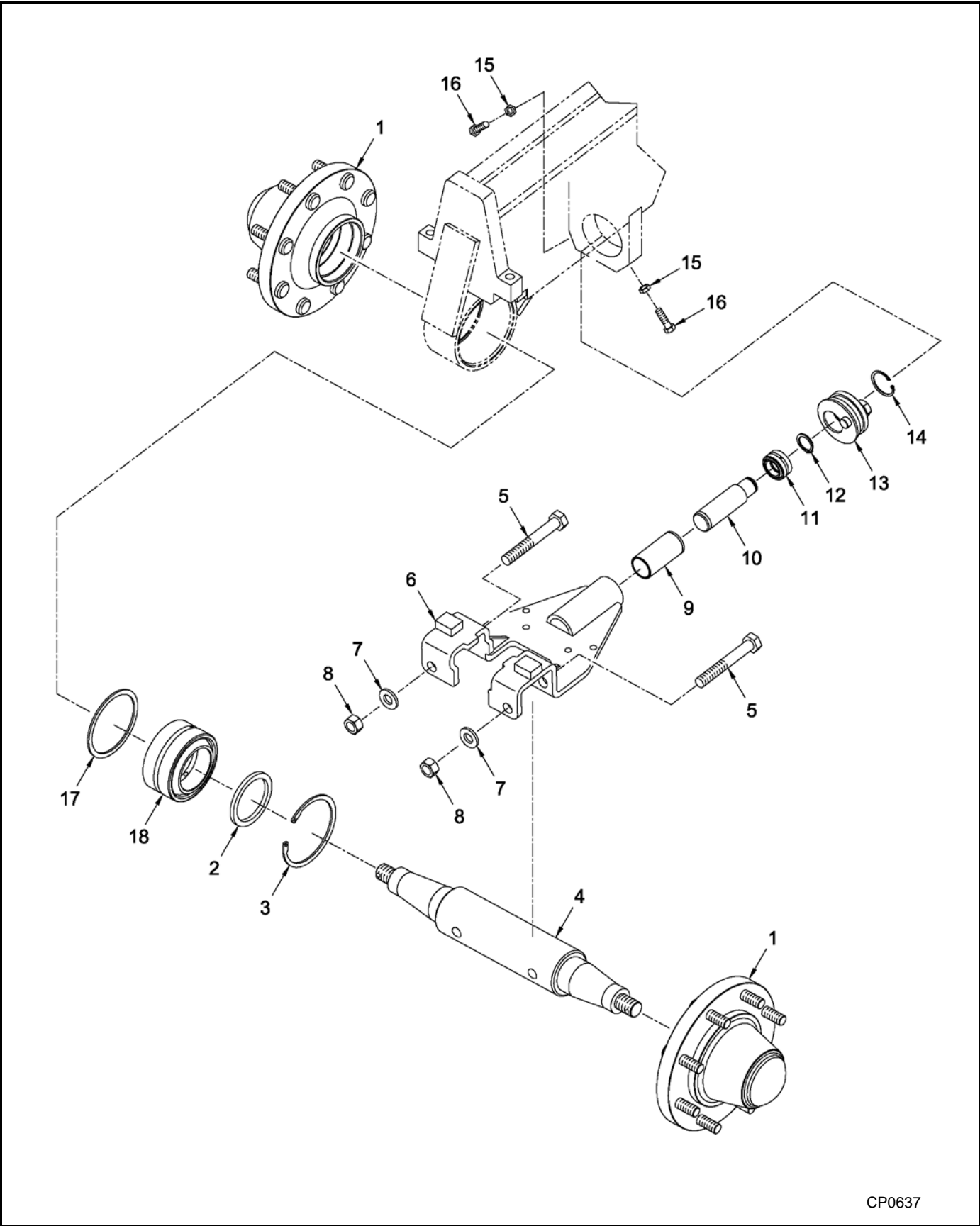
Ref.	FN	Part Number	Flexhaul Series	Qty.	Description
1		2S-0066		1	MOUNT, Spring
2		2C-0801		1	PLATE, Retainer
3		3F-0008		2	PIN, Cotter, 1-1/4" x 5/32"
4	1, 3	2M-0030		1	SPRING (for 25" diameter rear idlers)
	2	2M-0030	30-1401	1	SPRING (for 25" diameter rear idlers)
	2	2M-0030	30-1601	1	SPRING (for 25" diameter rear idlers)
	2	2M-0074	30-1602	1	SPRING (for 26" diameter rear idlers)
	2	2M-0074	35-1803	1	SPRING (for 26" diameter rear idlers)
	2	2M-0074	35-2001	1	SPRING (for 26" diameter rear idlers)
	2	2M-0074	35-2201	1	SPRING (for 26" diameter rear idlers)
	2	2M-0074	35-2501	1	SPRING (for 26" diameter rear idlers)
	2	2M-0030	40-2502	1	SPRING (for 25" diameter rear idlers)
5		3F-0030		4	BOLT, Hex, 2" x 1/2"-13 UNC Gr 8
6		2C-0786		2	MUSHROOM
7		2B-0071		2	BUSHING, 1/2" x 1-1/4" OD x 1" ID
8		3F-0051		2	RING, Snap, Ext.
9		2C-1944		1	PLATE, Lock
10		2S-0204		1	SCREW, Acme
11		2B-0070		2	SLEEVE, Extension, 1" x 1/2" ID x 1.040" OD
12		2C-0788		1	WASHER, Seat
13		2C-0787		1	SPRING, Pilot

1 - S/N FHS0712999 and Earlier

2 - S/N FHS0812001 and Later

3 - Some early units were updated. Measure your rear idler diameter to be sure you are ordering the correct spring. If you have 25" diameter rear idlers, order 2M-0030 tensioner spring. If you have 26" diameter rear idlers, order 2M-0074 tensioner spring.

Alignment Assembly



CP0637

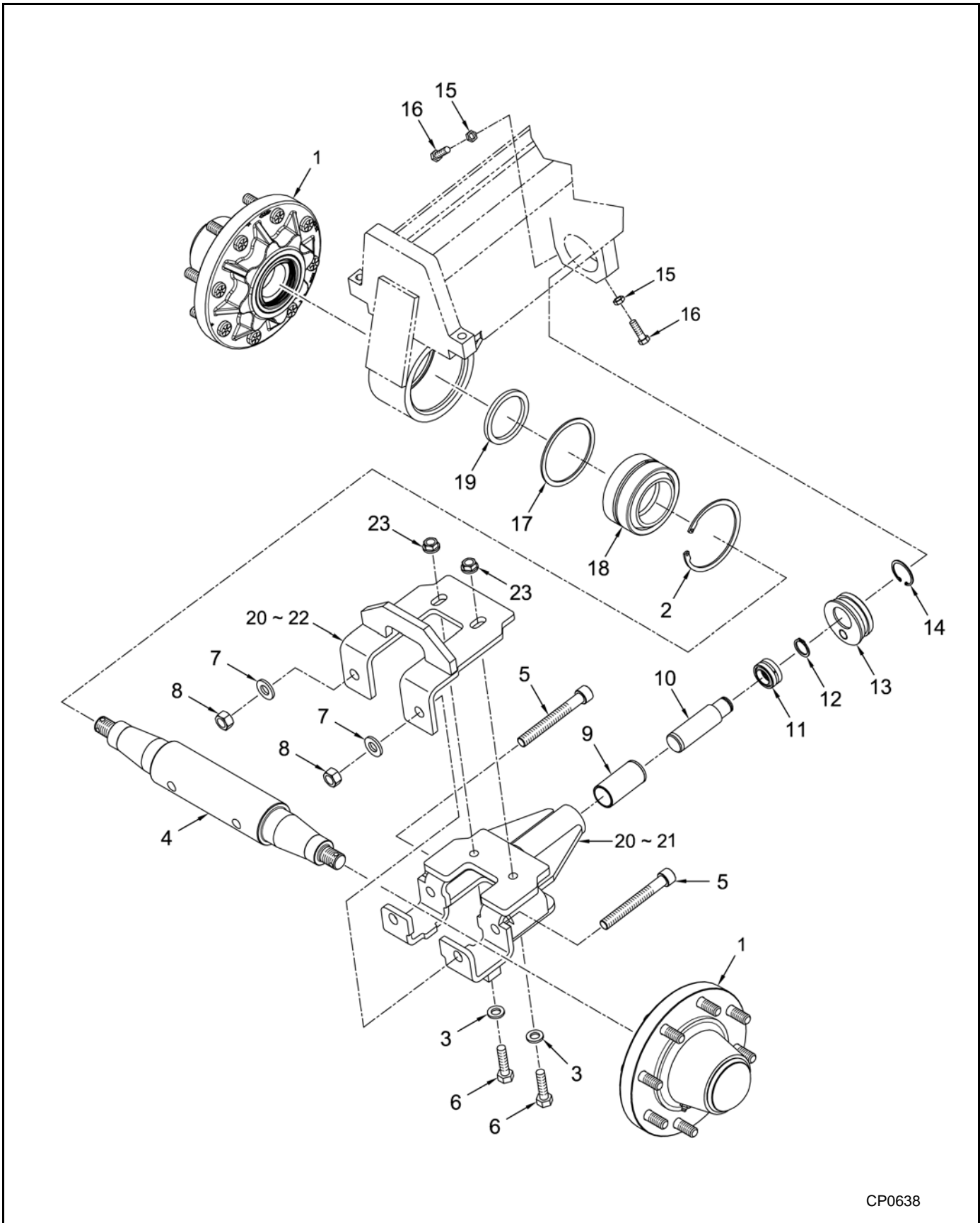
FLEXHAUL 30 SERIES
(INCLUDES SERIES 40-2502)

Alignment Assembly
(S/N FHS1306004 and Earlier)

(2A-0335)

Ref.	FN	Part Number	Flexhaul Series	Qty.	Description
1		2A-0508		2	HUB ASSY., Idler Wheel, G60-8, See page 30-20
2		2C-0803		1	WASHER, 1/4"
3		3F-0050		1	RING, Snap
4		2C-0804		1	AXLE, Front Idler
5		3F-0023		2	BOLT, 4-1/2" x 5/8"-11 UNC
6		2S-0063		1	FRAME, Alignment
7		3F-0002		2	WASHER, 2-1/32" ID x 1-5/16" OD x 0.146" Thk
8		3F-0024		2	NUT, 5/8"-11 UNC Gr 8
9		2C-0750		1	BUSHING, Alignment
10		2C-0661		1	PIN, Alignment
11		2B-0062		1	BEARING, Plain Spherical, 1" ID x 1.625" OD x 0.875"
12		3F-0009		1	RING, Snap, Ext., 1"
13		2S-0048		1	DISC, Essentric
14		3F-0026		1	RING, Snap, Int., 1-3/4"
15		3F-0028		2	NUT, Jam, 3/8"-16 UNC Gr 8
16		3F-0089		2	BOLT, Hex Head, 1-1/2" x 3/8"-16 Gr 8
17		2C-0802		1	SHIM, 12 ga.
18		2B-0072		1	BEARING, Plain Spherical, 2.75" ID x 4.38" OD x 2.40"

Alignment Assembly



CP0638

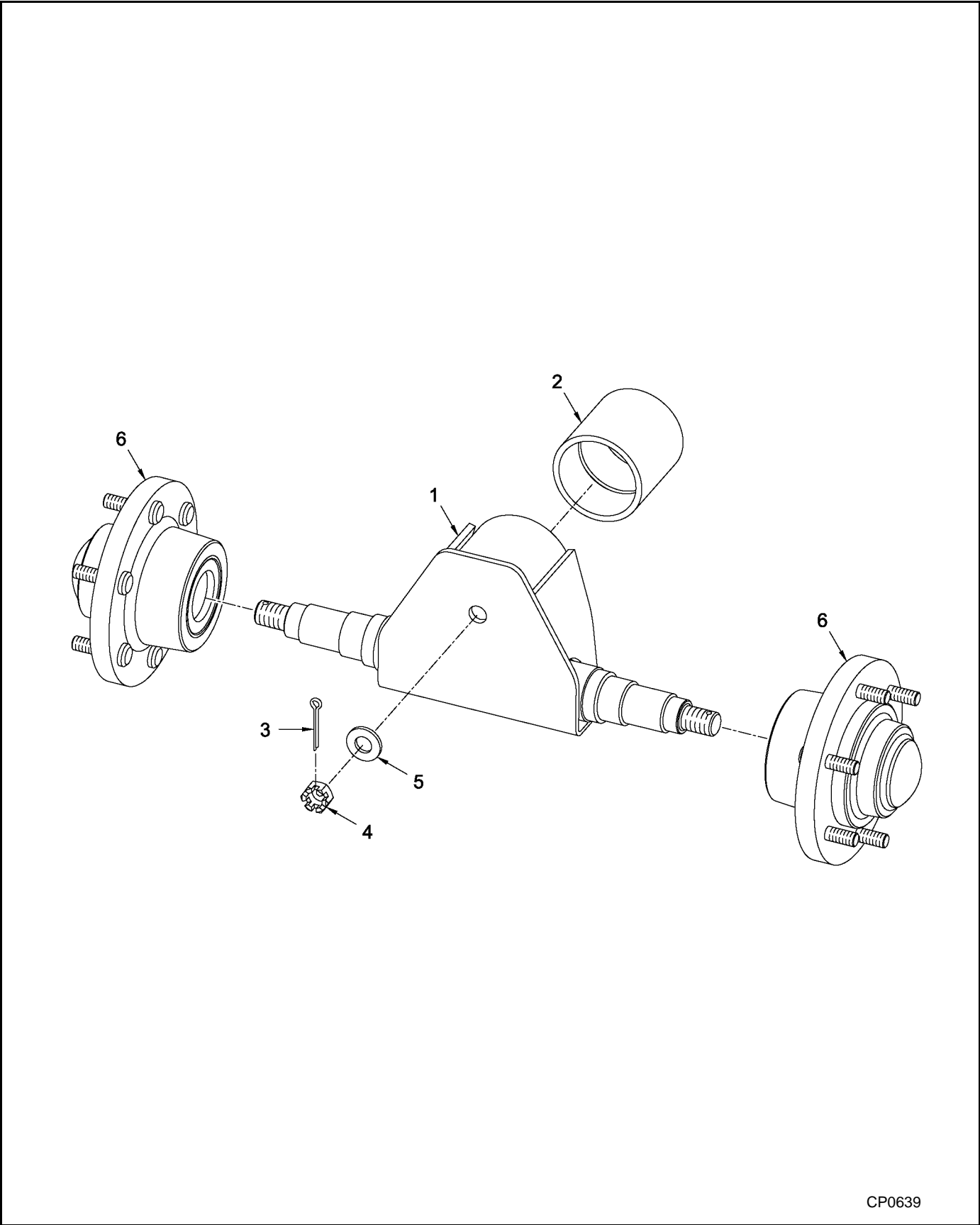
FLEXHAUL 30 SERIES
(INCLUDES SERIES 40-2502)

Alignment Assembly
(S/N FHS1306005 and After)

(2A-0335)

Ref.	FN	Part Number	Flexhaul Series	Qty.	Description
1		2A-0508		2	HUB ASSY., Idler Wheel, G60-8, See page 30-20
2		3F-0050		1	RING, Snap
3		3F-0045		2	WASHER, Flat, 1/2"
4		2C-1971		1	AXLE, Front Idler
5		3F-0109		2	BOLT, Socket Hd., 5" x 5/8"-11 UNC
6		3F-0030		2	BOLT, Hex, 2" x 1/2"-13 UNC Gr 8
7		3F-0002		2	WASHER, 2-1/32" ID x 1-5/16" OD x 0.146" Thk
8		3F-0024		2	NUT, 5/8"-11 UNC Gr 8
9		2C-0750		1	BUSHING, Alignment
10		2C-0661		1	PIN, Alignment
11		2B-0062		1	BEARING, Plain Spherical, 1" ID x 1.625" OD x 0.875"
12		3F-0009		1	RING, Snap, Ext., 1"
13		2S-0048		1	DISC, Essentric
14		3F-0026		1	RING, Snap, Int., 1-3/4"
15		3F-0028		2	NUT, Jam, 3/8"-16 UNC Gr 8
16		3F-0089		2	BOLT, Hex Head, 1-1/2" x 3/8"-16 Gr 8
17		2C-0802		1	SHIM, 12 ga.
18		2B-0072		1	BEARING, Plain Spherical, 2.75" ID x 4.38" OD x 2.40"
19		2C-0803		1	WASHER, 1/4"
20		2S-0902		1	FRAME ASSY., Alignment, Includes items 21 & 22
21		2S-0338		1	BRACKET, Alignment, Lower
22		2S-0339		1	BRACKET, Alignment, Upper
23		3F-0086		2	NUT, Hex Flange, 1/2"-13 UNC Gr 8

Bogie Assembly - Mid-roller



CP0639

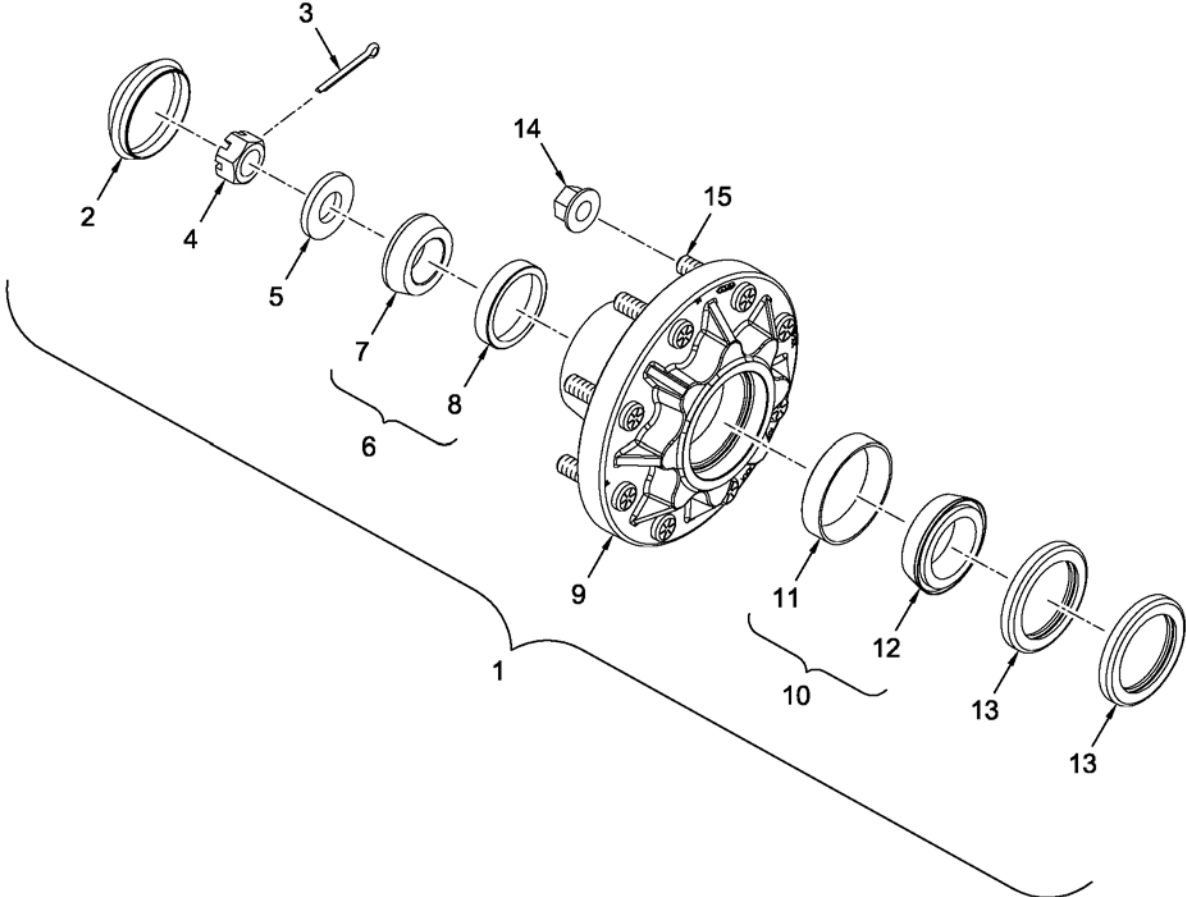
FLEXHAUL 30 SERIES
(INCLUDES SERIES 40-2502)

Bogie Assembly - Mid-roller

(2A-0344)

Ref.	FN	Part Number	Flexhaul Series	Qty.	Description
1		2S-0312	30-1401	1	DOGHOUSE, Mid-roller
		2S-0312	30-1601	1	DOGHOUSE, Mid-roller
		2S-0312	30-1602	1	DOGHOUSE, Mid-roller
		2S-0312	35-1803	1	DOGHOUSE, Mid-roller
		2S-0312	35-2001	1	DOGHOUSE, Mid-roller
		2S-0321	35-2201	1	DOGHOUSE, Mid-roller
		2S-0321	35-2501	1	DOGHOUSE, Mid-roller
		2S-0321	40-2502	1	DOGHOUSE, Mid-roller
2		2C-0675		1	BUSHING
3		3F-0008		1	PIN, Cotter, 1-1/4" x 5/32"
4		3F-0034		1	NUT, Castle, 5/8"-11 UNC Gr 5
5		3F-0002		1	WASHER, 21/32" ID x 1-5/16" OD x 0.146" Thk
6		2A-0510		2	HUB ASSY., Mid-roller, See page 30-22

Hub Assembly - Idler



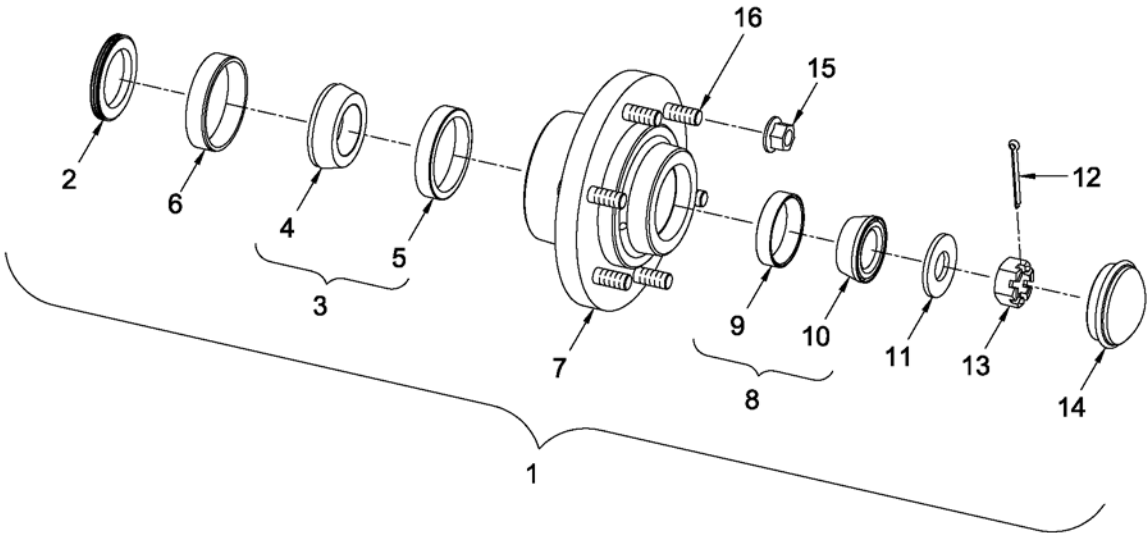
CP0640

FLEXHAUL 30 SERIES
(INCLUDES SERIES 40-2502)

Hub Assembly - Idler

Ref.	FN	Part Number	Flexhaul Series	Qty.	Description
1		2A-0508		1	HUB ASSY., Idler Wheel, G60-8, Includes items 2 - 15
2		2M-0020		1	CAP, Dust, G60-8
3		3F-0007		1	PIN, Cotter, 7/32" x 2-1/4"
4		3F-0049		1	NUT, Castle, 1-1/4"-12
5		3F-0048		1	WASHER, Flat, 1.28" ID x 2.50" OD x 0.13" Thk
6		2A-0512		1	BEARING ASSY., Outer, Includes items 7 & 8
7		NSS		1	CONE, Tapered Roller Bearing, 1.625" ID x 0.78"
8		NSS		1	CUP, Tapered Roller Bearing, 2.891" OD x 0.58"
9		NSS		1	HUB, Idler
10		2A-0511		1	BEARING ASSY., Inner, Includes items 11 & 12
11		NSS		1	CUP, Tapered Roller Bearing, 3.540" OD x 0.750"
12		NSS		1	CONE, Tapered Roller Bearing, 2.162" ID x 0.94"
13		2J-0070		2	SEAL, Wheel, Single Lip
14		2A-0517		UAR	SERVICE SET, Lug Nut, Idler (8 per set)
15		2A-0515		UAR	SERVICE SET, Wheel Stud, Idler (8 per set)

Hub Assembly - Mid-roller



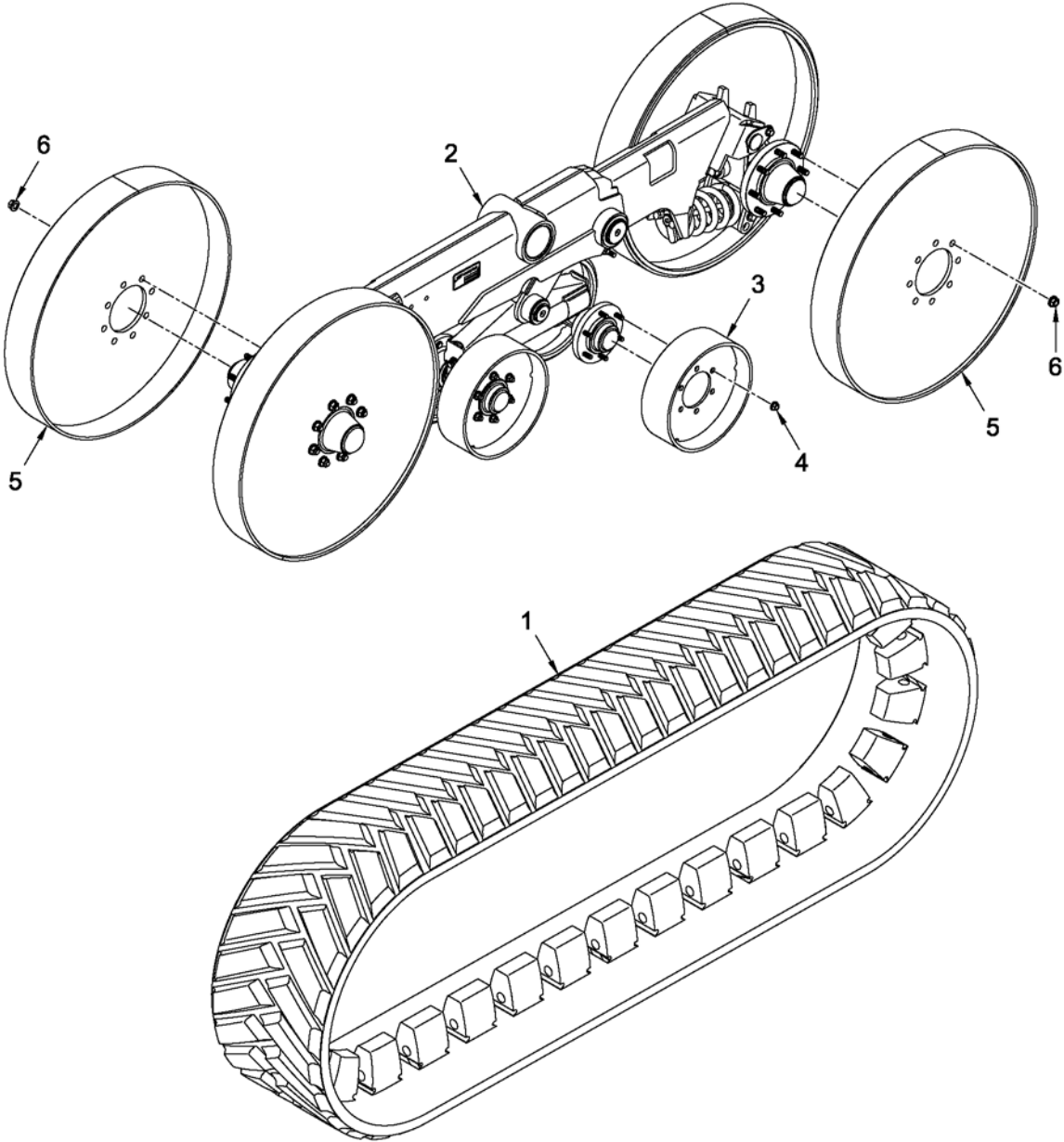
CP0708

FLEXHAUL 30 SERIES
(INCLUDES SERIES 40-2502)

Hub Assembly - Mid - roller

Ref.	FN	Part Number	Flexhaul Series	Qty.	Description
1		2A-0510		1	HUB ASSY., Mid-roller, Includes items 2 - 16
2		2J-0064		1	SEAL, Wheel, Triple Lip, 1.866" ID x 2.835" x 0.299
3		2A-0512		1	BEARING ASSY., 783 Inner, Includes items 4 & 5
4		NSS		1	CONE, Tapered Roller Bearing, 1.625" ID x 0.78"
5		NSS		1	CUP, Tapered Roller Bearing, 2.891" OD x 0.58"
6		2M-0025		1	RING, Wear
7		NSS		1	HUB, Mid-roller
8		2A-0514		1	BEARING ASSY., 783 Outer, Includes items 9 & 10
9		NSS		1	CUP, Tapered Roller Bearing, 2.328" OD x 0.465"
10		NSS		1	CONE, Tapered Roller Bearing, 1.250" ID x 0.660"
11		3F-0031		1	WASHER, 0.94" ID x 2" OD x 0.16" Thk
12		3F-0033		1	PIN, Cotter, 1-3/4" x 5/32"
13		3F-0032		1	NUT, Castle, 7/8"-14 UNF
14		2M-0024		1	CAP, Dust, 2-3/4" OD x 2-7/16"
15		2A-0518		UAR	SERVICE SET, Lug Nut, Mid-roller (6 per set)
16		2A-0516		UAR	SERVICE SET, Wheel Stud, Mid-roller (6 per set)

Track & Undercarriage



CP0709

FLEXHAUL 40 SERIES
(EXCLUDES SERIES 40-2502)

Track & Undercarriage

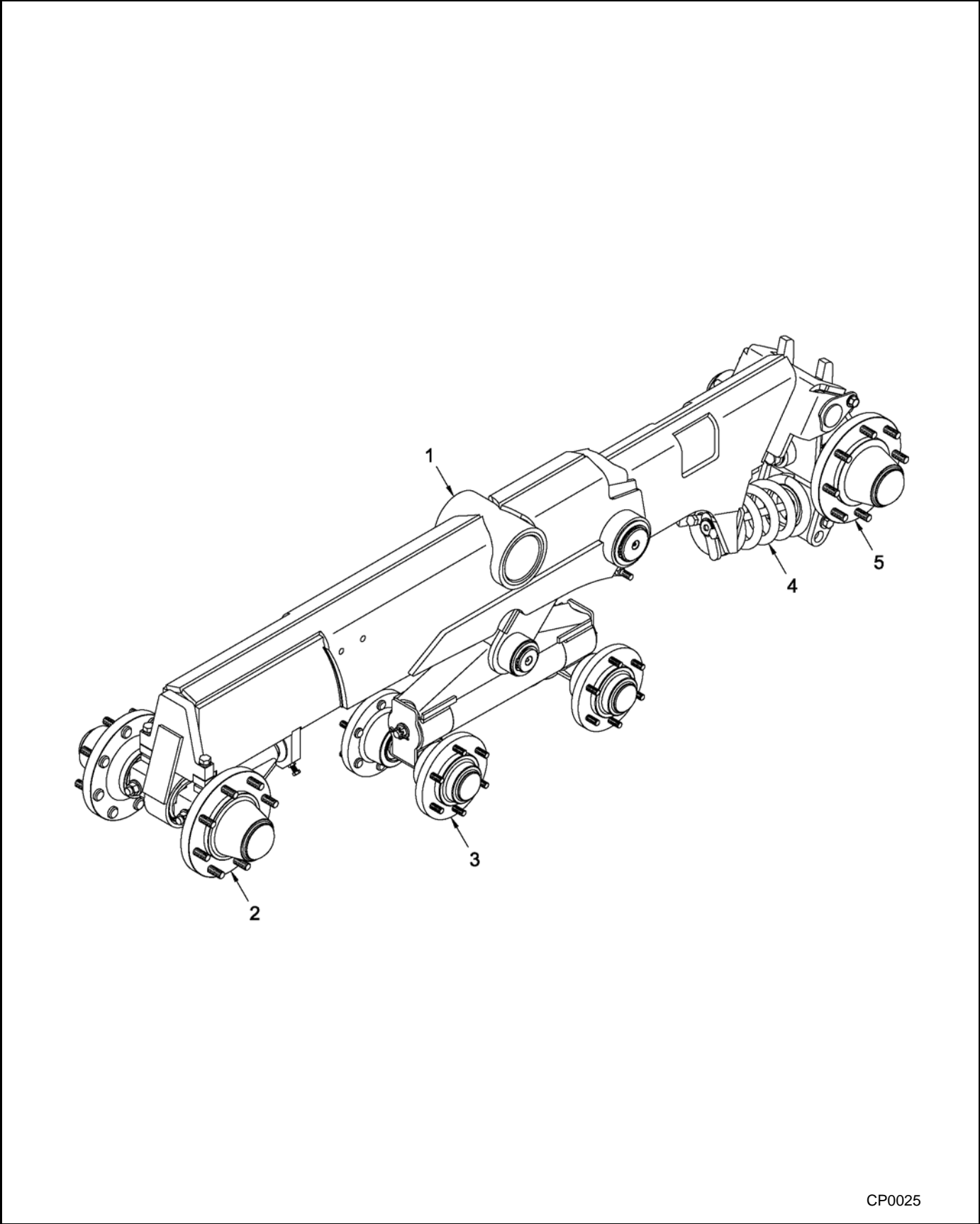
(2A-0396)

Ref.	FN	Part Number	Flexhaul Series	Qty.	Description
1		699-1402	40-1402	1	TRACK, Rubber, LH, 249" x 14"
		699-1403	40-1402	1	TRACK, Rubber, RH, 249" x 14"
		699-1637	45-1603	1	TRACK, Rubber, LH, 249" x 16"
		699-1638	45-1603	1	TRACK, Rubber, RH, 249" x 16"
		699-1833	45-1801	1	TRACK, Rubber, 249" x 18"
2		REF		1	UNDERCARRIAGE ASSY., See page 40-4
3	1	2S-0367	40-1402	4	WHEEL, Mid-roller
	1	2S-0368	45-1603	4	WHEEL, Mid-roller
	1	2S-0368	45-1801	4	WHEEL, Mid-roller
4		2A-0518		UAR	SERVICE SET, Lug Nut, Mid-roller (6 per set)
5	1	2S-0096	40-1402	4	WHEEL, Idler
	1	2S-0097	45-1603	4	WHEEL, Idler
	1	2S-0097	45-1801	4	WHEEL, Idler
6		2A-0517		UAR	SERVICE SET, Lug Nut, Idler (8 per set)

NOTE: Series 40-2502 parts are located in the 30 series section.

1 - Service parts wheels are painted standard Camoplast gray. Yellow (Deere) and gray (CNH) are available by special order (specify when ordering) and may have different pricing and lead time.

Undercarriage Assembly



CP0025

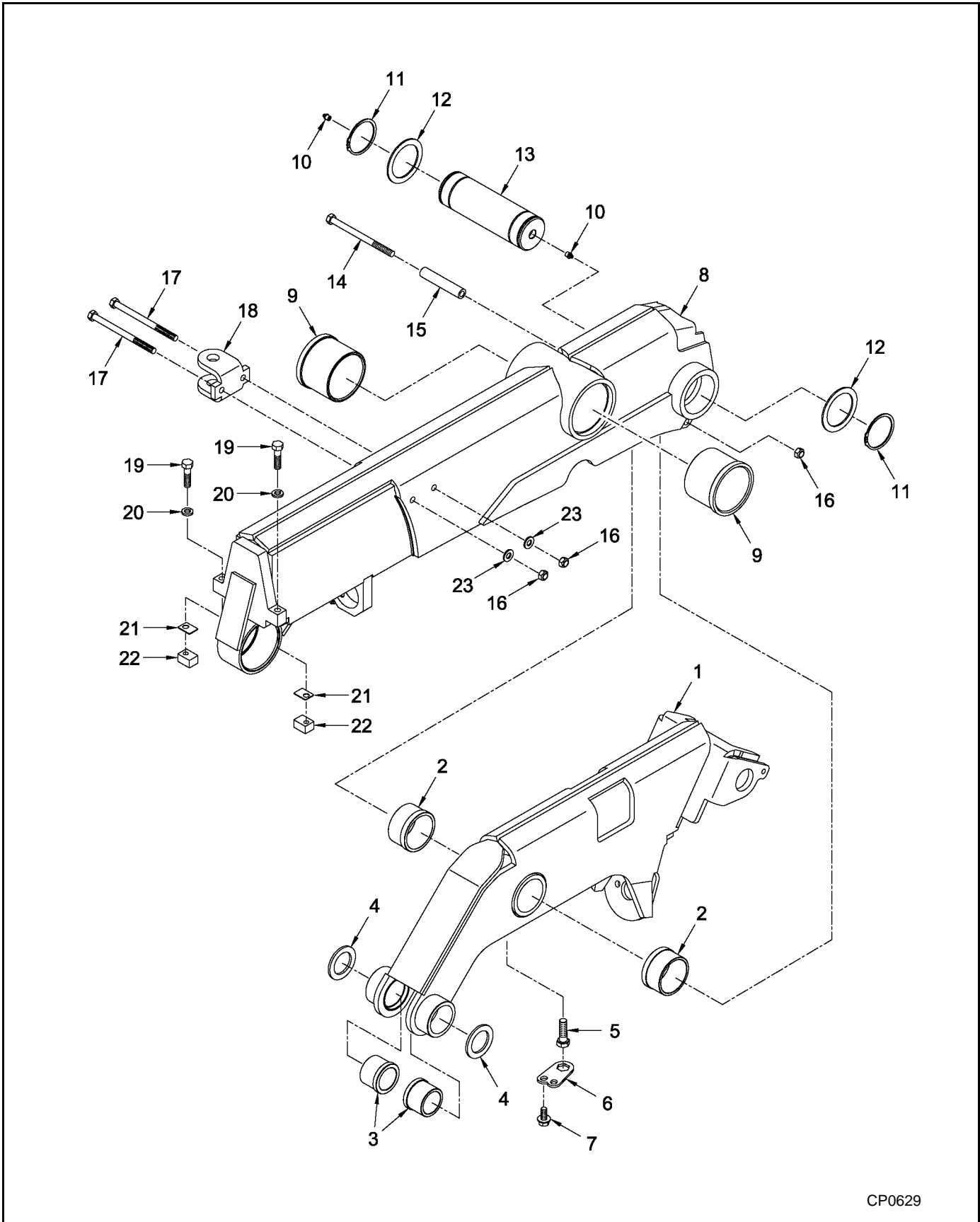
FLEXHAUL 40 SERIES
(EXCLUDES SERIES 40-2502)

Undercarriage Assembly

(2A-0388)

Ref.	FN	Part Number	Flexhaul Series	Qty.	Description
1		REF		1	FRAME ASSY., See page 40-6
2		REF		1	ALIGNMENT ASSY., See page 40-12
3		REF		1	BOGIE ASSY., Mid-roller, See page 40-16
4		REF		1	TENSIONER ASSY., See page 40-10
5		REF		1	TENSION LINK ASSY., See page 40-8

Frame Assembly



CP0629

FLEXHAUL 40 SERIES
(EXCLUDES SERIES 40-2502)

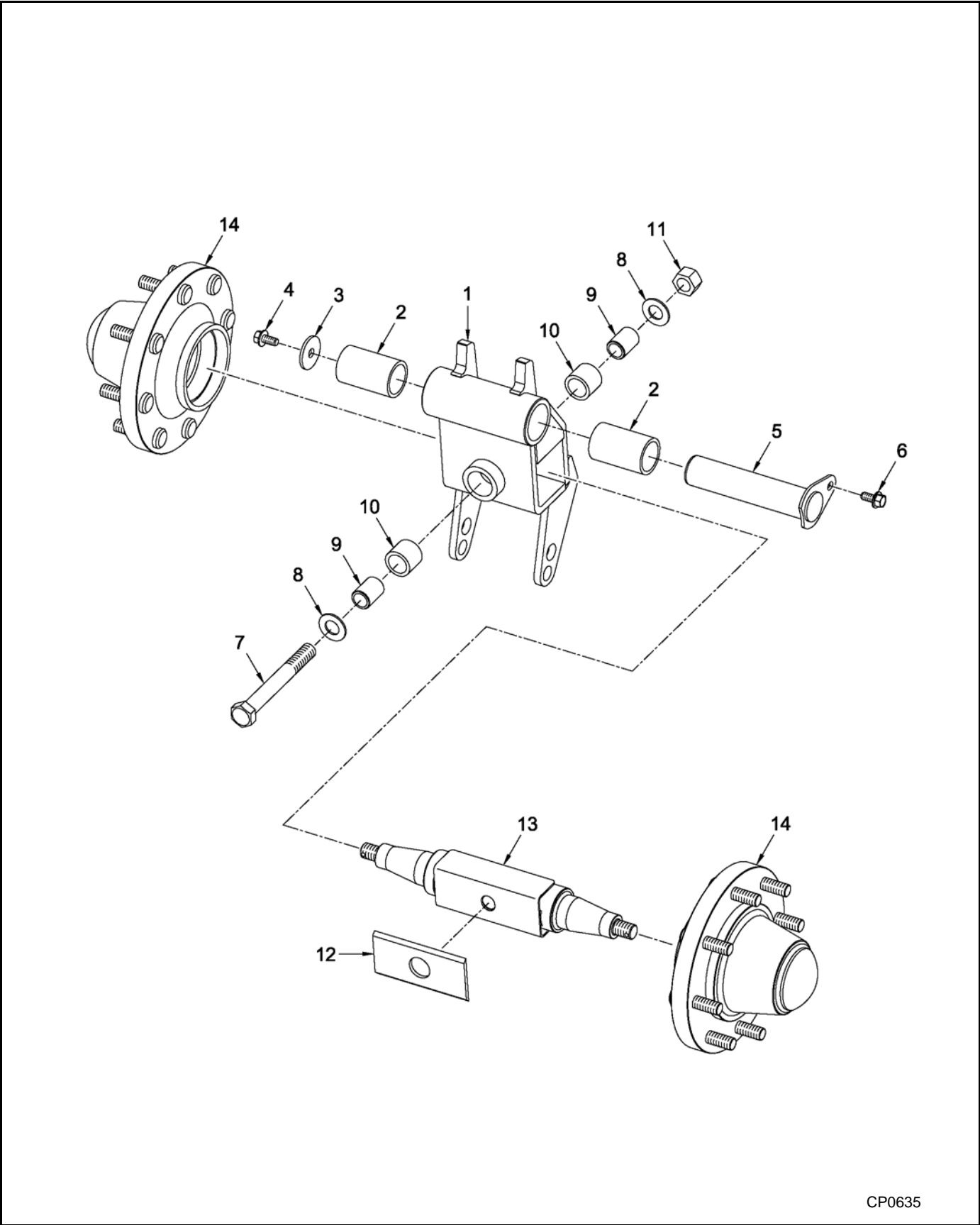
Frame Assembly

(2A-0530)

Ref.	FN	Part Number	Flexhaul Series	Qty.	Description
1		2S-0070		1	ARM, Tension
2		2C-0619		2	BUSHING, Tensioner, 3.480" OD x 3.150" ID x 1.98"
3		2C-0630		2	BUSHING, Mid-roller, 2.550" OD x 2.12" ID x 2"
4		2C-0678		2	WASHER, 3" OD x 2.020" ID x 3/16" Thk
5		3F-0047		1	BOLT, 2" x 5/8"-11
6		2C-0632		1	PLATE, Lock
7		3F-0011		2	BOLT, Hex flg., 1" x 1/2"-13 UNC Gr 5
8		2S-0069		2	FRAME, Main
9		2C-0618		2	BUSHING, Main Pivot, 4.505" OD x 4.012" ID x 3.5"
10		2H-0060		2	FITTING, Grease
11		3F-0013		2	RING, Snap, Ext., 3"
12		2C-0634		2	WASHER
13		2C-0848		1	PIN, 3" OD x 9.56"
14		3F-0069		1	BOLT, Hex, 6-1/2" x 1/2"-20 UNF Gr 8
15		2C-0852		1	SPACER
16		3F-0057		3	NUT, Lock, 1/2"-20 UNF
17		3F-0052		2	BOLT, Hex, 7" x 1/2"-20 UNF Gr 8
18		2C-0679		1	BRACKET, Brace
19		3F-0030		2	BOLT, Hex, 2" x 1/2"-13 UNC Gr 8
20		3F-0029		2	WASHER, Lock, 1/2"
21		2C-0663		2	SHIM, Tilt Stopper
22		2C-0662		2	STOPPER, Tilt
23		3F-0045		2	WASHER, Flat, 1/2"

NOTE: Series 40-2502 parts are located in the 30 series section.

Tension Link Assembly



CP0635

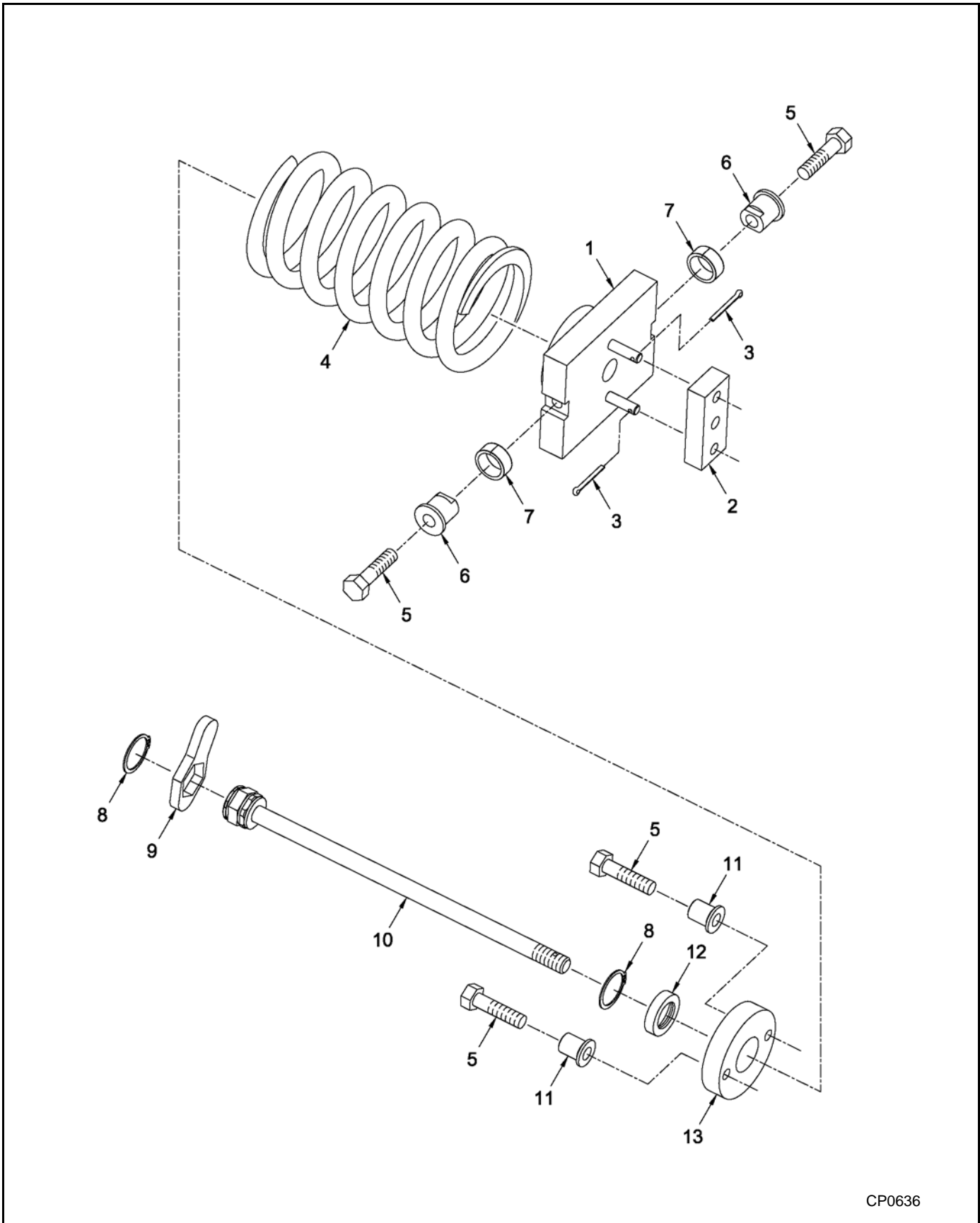
FLEXHAUL 40 SERIES
(EXCLUDES SERIES 40-2502)

Tension Link Assembly

(2A-0329)

Ref.	FN	Part Number	Flexhaul Series	Qty.	Description
1		2S-0044		1	LINK, Tension
2		2C-0643		2	BUSHING, 2.500" OD x 0.250" WT x 3.94"
3		2C-0650		1	WASHER, Retaining
4		3F-0058		1	BOLT, Hex Flg., 1" x 5/8"-11 UNC Gr 8
5		2S-0045		1	PIN
6		3F-0011		1	BOLT, Hex, 1" x 1/2"-13 UNC Gr 5
7		3F-0015		1	BOLT, Hex, 8" x 1"-8 UNC
8		3F-0014		2	WASHER, 1.062" ID x 2" OD
9		2C-0647		2	BUSHING, 1.375" x 1.88" LG
10		2C-0642		2	BUSHING, 1.875" OD x 0.250" WT x 1.550"
11		3F-0016		1	NUT, 1"-8 UNC Gr 8
12		2C-0646		1	PAD, Wear
13		2S-0064		1	AXLE
14		2A-0508		2	HUB ASSY., Idler, G60-8, See page 40-18

Tensioner Assembly



CP0636

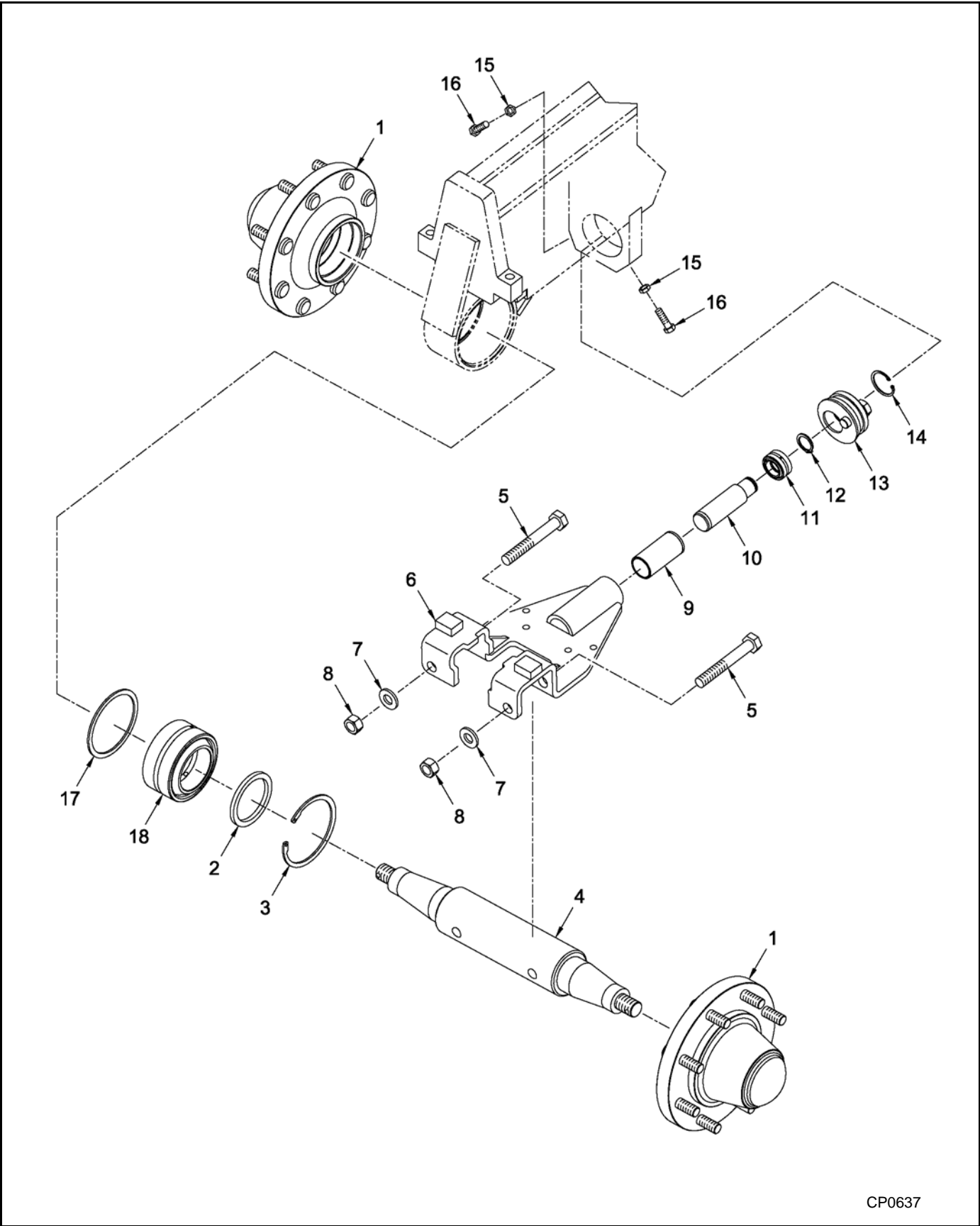
FLEXHAUL 40 SERIES
(EXCLUDES SERIES 40-2502)

Tensioner Assembly

(2A-0392)

Ref.	FN	Part Number	Flexhaul Series	Qty.	Description
1		2S-0066		1	MOUNT, Spring
2		2C-0801		1	PLATE, Retainer
3		3F-0008		2	PIN, Cotter, 1-1/4" x 5/32"
4		2M-0033		1	SPRING, 9" x 5" x 3/4"
5		3F-0030		4	BOLT, Hex, 2" x 1/2"-13 UNC Gr 8
6		2C-0786		2	MUSHROOM
7		2B-0071		2	BUSHING, 1/2" x 1-1/4" OD x 1" ID
8		3F-0051		2	RING, Snap, Ext.
9		2C-1944		1	PLATE, Lock
10		2S-0204		1	SCREW, Acme
11		2B-0070		2	SLEEVE, Extension, 1" x 1/2" ID x 1.040" OD
12		2C-0788		1	WASHER, Seat
13		2C-0787		1	SPRING, Pilot

Alignment Assembly



CP0637

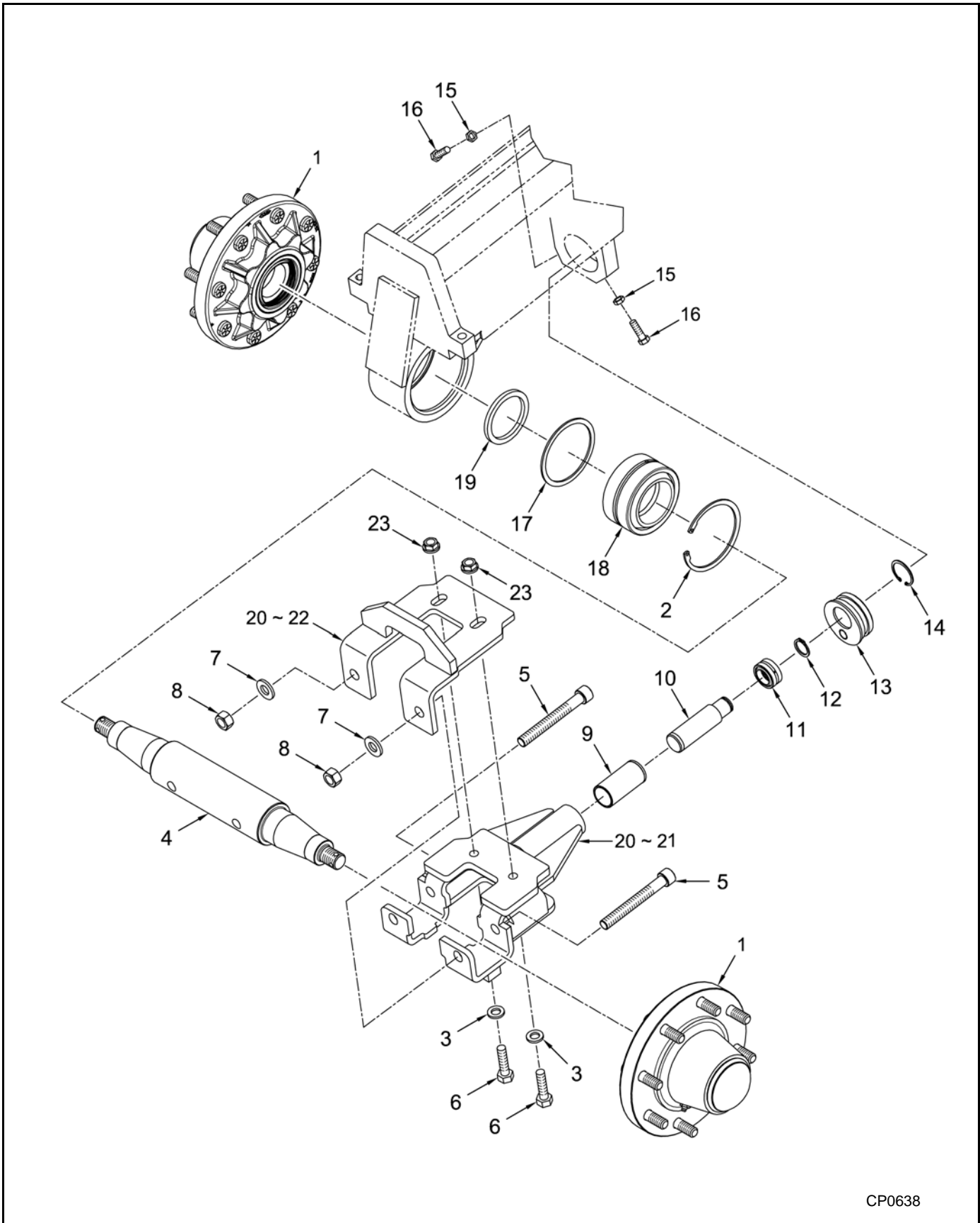
FLEXHAUL 40 SERIES
(EXCLUDES SERIES 40-2502)

Alignment Assembly
(S/N FHS1306004 and Earlier)

(2A-0394)

Ref.	FN	Part Number	Flexhaul Series	Qty.	Description
1		2A-0508		2	HUB ASSY., Idler Wheel, G60-8, See page 40-18
2		2C-0803		1	WASHER, 1/4"
3		3F-0050		1	RING, Snap
4		2C-0804		1	AXLE, Front Idler
5		3F-0023		2	BOLT, 4-1/2" x 5/8"-11 UNC
6		2S-0063		1	FRAME, Alignment
7		3F-0002		2	WASHER, 2-1/32" ID x 1-5/16" OD x 0.146" Thk
8		3F-0024		2	NUT, 5/8"-11 UNC Gr 8
9		2C-0750		1	BUSHING, Alignment
10		2C-0661		1	PIN, Alignment
11		2B-0062		1	BEARING, Plain Spherical, 1" ID x 1.625" OD x 0.875"
12		3F-0009		1	RING, Snap, Ext., 1"
13		2S-0048		1	DISC, Essentric
14		3F-0026		1	RING, Snap, Int., 1-3/4"
15		3F-0028		2	NUT, Jam, 3/8"-16 UNC Gr. 8
16		3F-0089		2	BOLT, Hex Head, 1-1/2" x 3/8"-16 Gr 8
17		2C-0802		1	SHIM, 12 ga.
18		2B-0072		1	BEARING, Plain Spherical, 2.75" ID x 4.38" OD x 2.40"

Alignment Assembly



CP0638

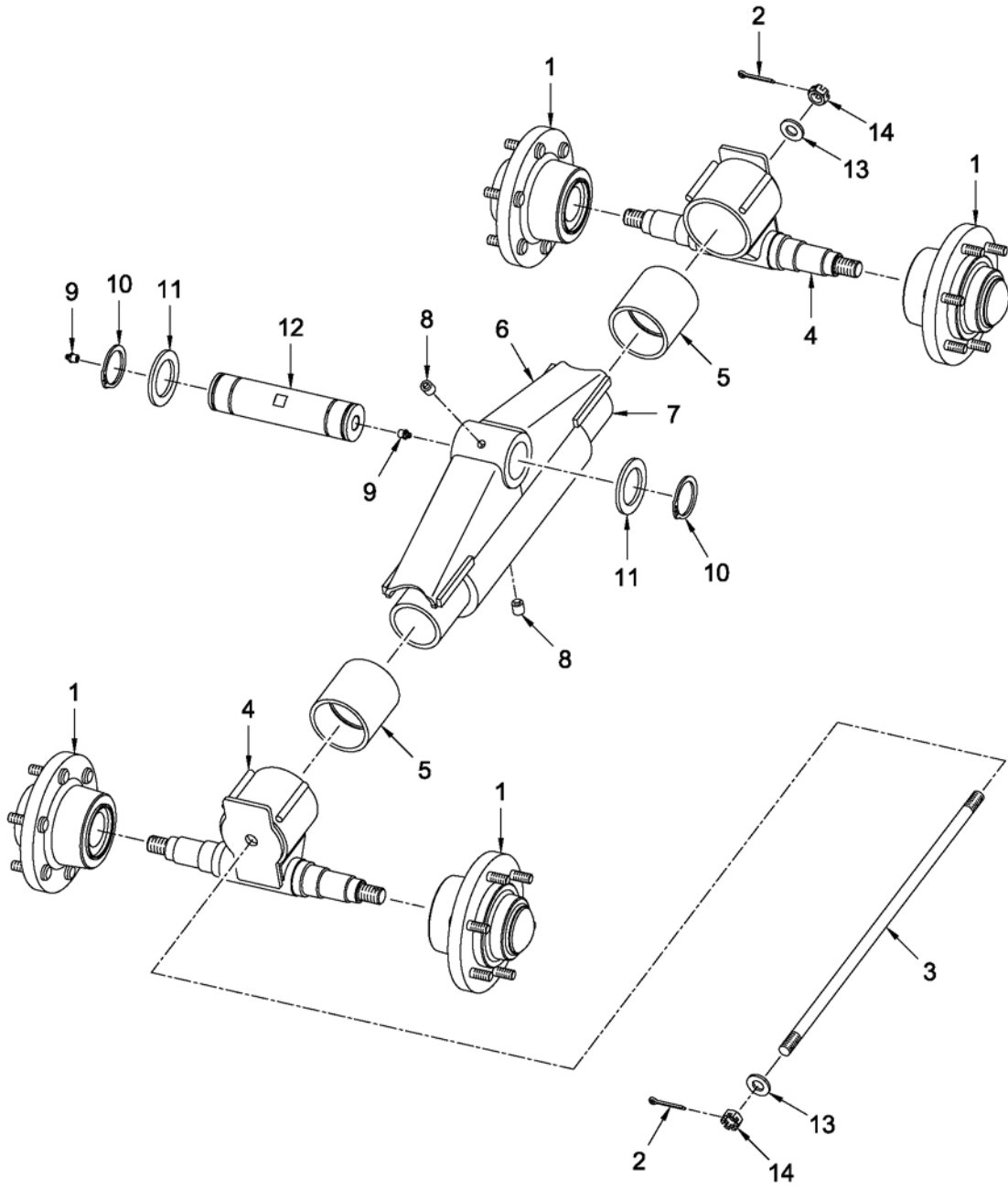
FLEXHAUL 40 SERIES
(EXCLUDES SERIES 40-2502)

Alignment Assembly
(S/N FHS1306005 and After)

(2A-0394)

Ref.	FN	Part Number	Flexhaul Series	Qty.	Description
1		2A-0508		2	HUB ASSY., Idler Wheel, G60-8, See page 40-18
2		3F-0050		1	RING, Snap
3		3F-0045		2	WASHER, Flat, 1/2"
4		2C-1971		1	AXLE, Front Idler
5		3F-0109		2	BOLT, Socket Hd., 5" x 5/8"-11 UNC
6		3F-0030		1	BOLT, Hex, 2" x 1/2"-13 UNC Gr 8
7		3F-0002		2	WASHER, 2-1/32" ID x 1-5/16" OD x 0.146" Thk
8		3F-0024		2	NUT, 5/8"-11 UNC Gr 8
9		2C-0750		1	BUSHING, Alignment
10		2C-0661		1	PIN, Alignment
11		2B-0062		1	BEARING, Plain Spherical, 1" ID x 1.625" OD x 0.875"
12		3F-0009		1	RING, Snap, Ext., 1"
13		2S-0048		1	DISC, Essentric
14		3F-0026		1	RING, Snap, Int., 1-3/4"
15		3F-0028		2	NUT, Jam, 3/8"-16 UNC Gr 8
16		3F-0089		2	BOLT, Hex Head, 1-1/2" x 3/8"-16 Gr 8
17		2C-0802		1	SHIM, 12 ga.
18		2B-0072		1	BEARING, Plain Spherical, 2.75" ID x 4.38" OD x 2.40"
19		2C-0803		1	WASHER, 1/4"
20		2A-0902		1	FRAME ASSY., Alignment, Includes 21 & 22
21		2S-0338		1	BRACKET, Alignment, Lower
22		2S-0339		2	BRACKET, Alignment, Upper
23		3F-0086		2	NUT, Hex Flg., 1/2"-13 UNC Gr 8

Bogie Assembly - Mid-roller



CP0641

FLEXHAUL 40 SERIES
(EXCLUDES SERIES 40-2502)

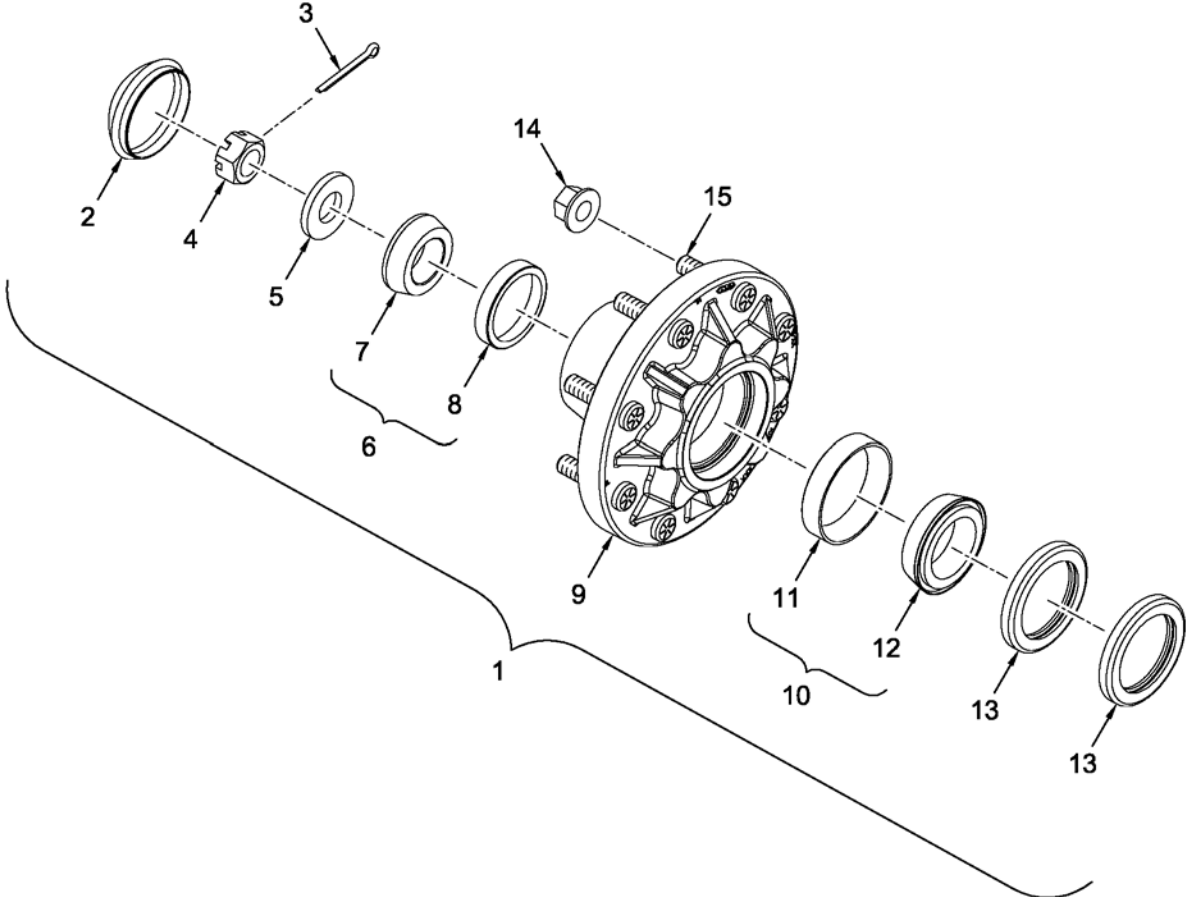
Bogie Assembly - Mid-roller

(2A-0395)

Ref.	FN	Part Number	Flexhaul Series	Qty.	Description
1		2A-0510		4	HUB ASSY., See page 40-20
2		3F-0008		2	PIN, Cotter, 1-1/4" x 5/32"
3		2C-0850		1	ROD, Retainer
4		2S-0312		2	DOGHOUSE, Mid-roller
5		2C-0675		2	BUSHING
6		2S-0087		1	HOUSING, Bogie
7		2C-0849		1	AXLE, Mid-roller
8		3F-0003		2	SCREW, Set, Hex Socket, 3/4" x 1/2"-13 UNC
9		2H-0060		2	FITTING, Grease, Short, 1/8"-27 PTF
10		3F-0035		2	RING, Snap, Ext. 3"
11		2C-0678		2	WASHER, 3"OHD x 2.020" ID x 3/16" Thk
12		2C-0851		1	PIN, Bogie
13		3F-0002		2	WASHER, 21/37" ID x 1-5/16"OD x 0.146" Thk
14		3F-0034		2	NUT, Castle, 5/8"-11 Gr 5

NOTE: Series 40-2502 parts are located in the 30 series section.

Hub Assembly - Idler



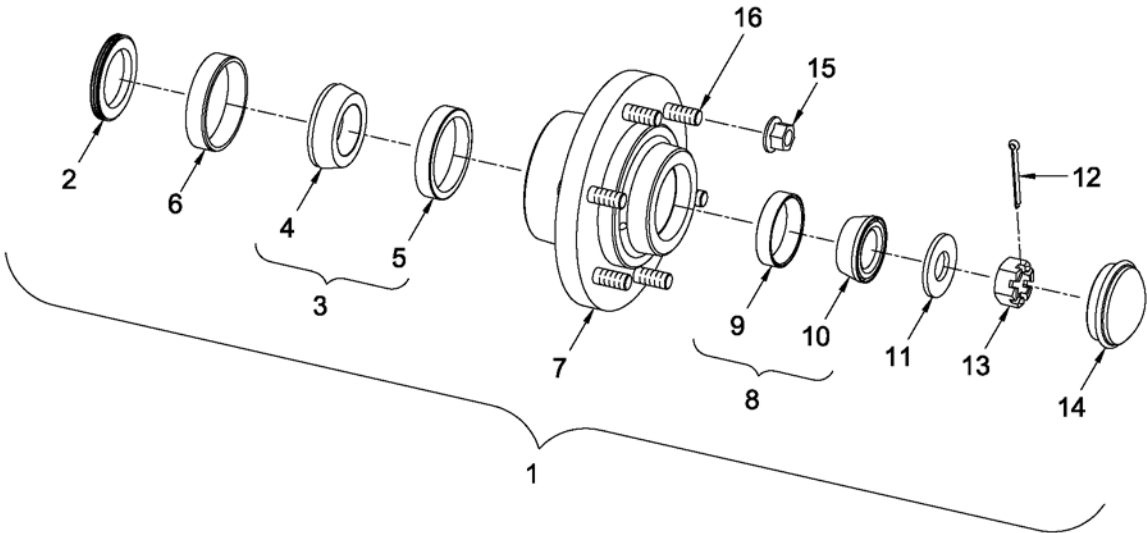
CP0640

FLEXHAUL 40 SERIES
(EXCLUDES SERIES 40-2502)

Hub Assembly - Idler

Ref.	FN	Part Number	Flexhaul Series	Qty.	Description
1		2A-0508		1	HUB ASSY., Idler Wheel, G60-8, Includes item 2 - 15
2		2M-0020		1	CAP, Dust
3		3F-0007		1	PIN, Cotter, 7/32" x 2-1/4"
4		3F-0006		1	NUT, Castle, 1-1/4"-12
5		3F-0005		1	WASHER, Flat, 1.28" ID x 2.50" OD x 0.13" Thk
6		2A-0512		1	BEARING ASSY., Outer, Includes item 7 & 8
7		NSS		1	CONE, Tapered Roller Bearing, 1.625" ID x 0.78"
8		NSS		1	CUP, Tapered Roller Bearing, 2.891" OD x 0.58"
9		NSS		1	HUB, Idler
10		2A-0511		1	BEARING ASSY., Inner, Includes item 11 & 12
11		NSS		1	CUP, Tapered Roller Bearing, 3.540" OD x 0.750"
12		NSS		1	CONE, Tapered Roller Bearing, 2.162" ID x 0.94"
13		2J-0070		2	SEAL, Wheel, Single Lip
14		2A-0517		UAR	SERVICE SET, Lug Nut, Idler (8 per set)
15		2A-0515		UAR	SERVICE SET, Wheel Stud, Idler (8 per set)

Hub Assembly - Mid-roller



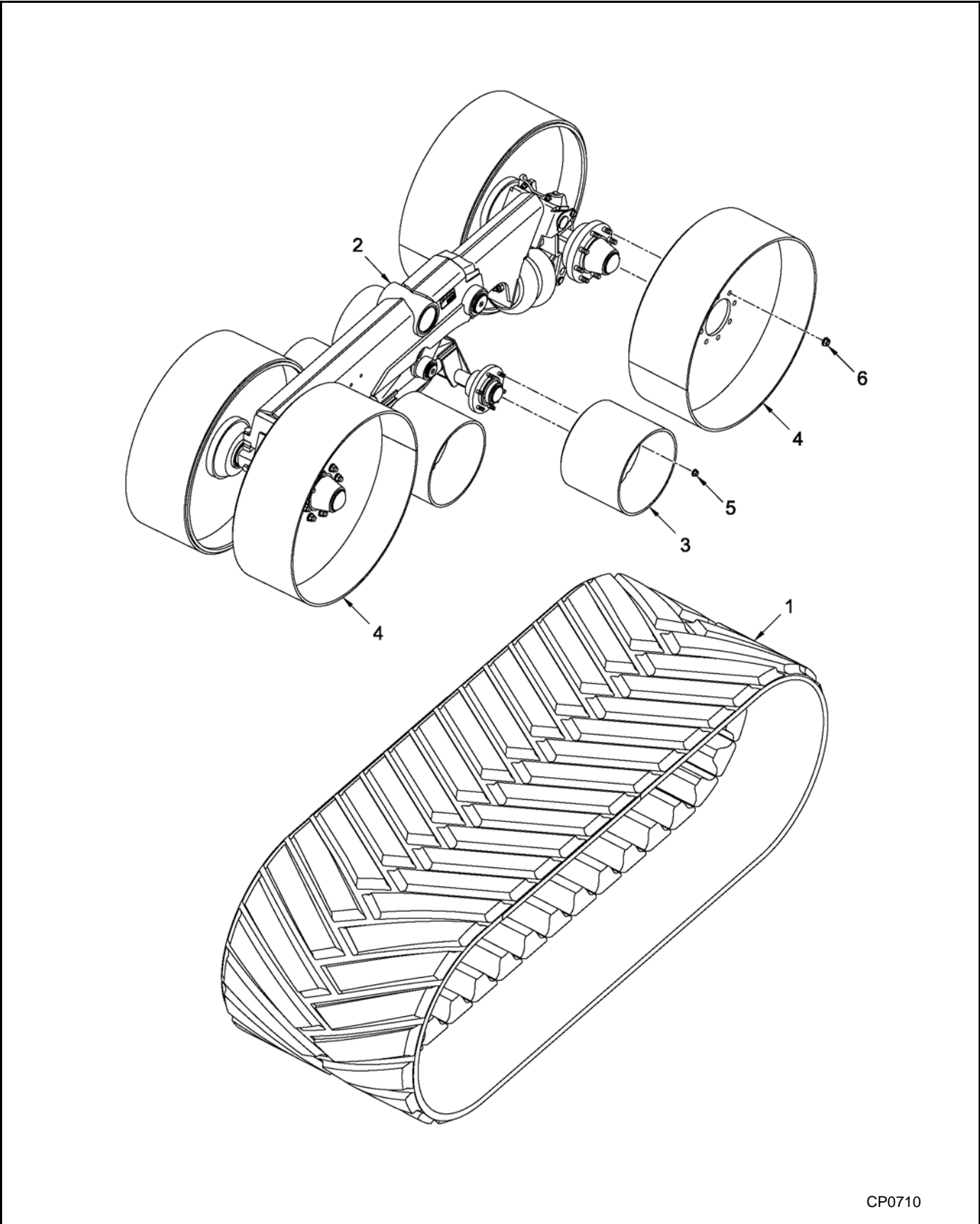
CP0708

FLEXHAUL 40 SERIES
(EXCLUDES SERIES 40-2502)

Hub Assembly - Mid-roller

Ref.	FN	Part Number	Flexhaul Series	Qty.	Description
1		2A-0510		1	HUB ASSY., Mid-roller, Includes item 2 - 16
2		2J-0064		1	SEAL, Wheel, Triple Lip, 1.866" ID x 2.835" x 0.299
3		2A-0512		1	BEARING ASSY., 783 Inner, Includes item 4 & 5
4		NSS		1	CONE, Tapered Roller Bearing, 1.625" ID x 0.78"
5		NSS		1	CUP, Tapered Roller Bearing, 2.891" OD x 0.58"
6		2M-0025		1	RING, Wear
7		NSS		1	HUB, Mid-roller
8		2A-0514		1	BEARING ASSY., 783 Outer, Includes item 9 & 10
9		NSS		1	CUP, Tapered Roller Bearing, 2.328" OD x 0.465"
10		NSS		1	CONE, Tapered Roller Bearing, 1.250" ID x 0.660"
11		3F-0031		1	WASHER, 0.94" ID x 2" OD x 0.16" Thk
12		3F-0033		1	PIN, Cotter, 1-3/4" x 5/32"
13		3F-0032		1	NUT, Castle, 7/8"-14 UNF
14		2M-0024		1	CAP, Dust, 2-3/4" OD x 2-7/16"
15		2A-0518		UAR	SERVICE SET, Lug Nut, Mid-roller (6 per set)
16		2A-0516		UAR	SERVICE SET, Wheel Stud, Mid-roller (6 per set)

Track & Undercarriage



CP0710

FLEXHAUL 70 SERIES

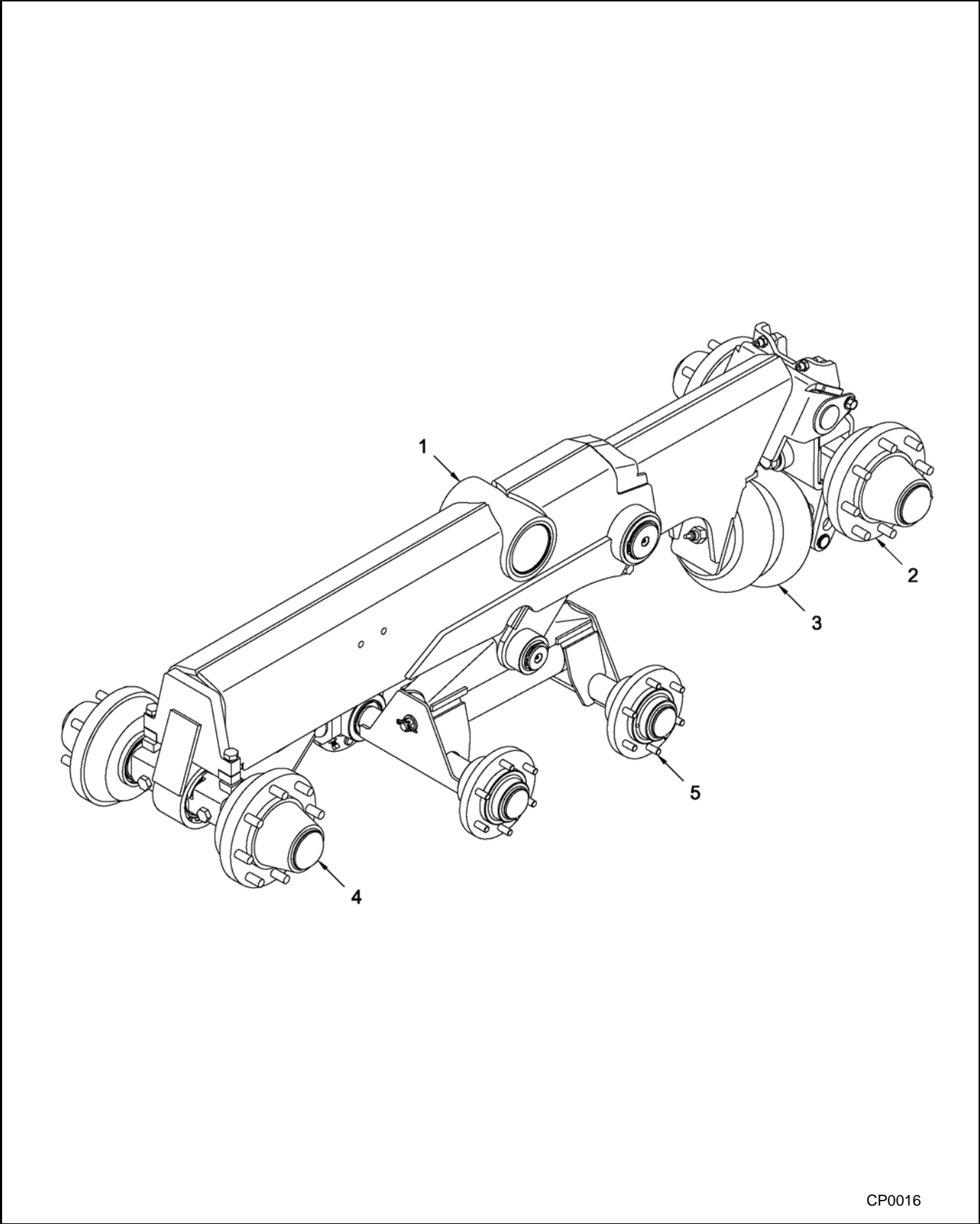
Track & Undercarriage

(2A-0302)

Ref.	FN	Part Number	Flexhaul Series	Qty.	Description
1		699-2531	70-2506	1	TRACK, Rubber, 234" x 25" (PD DL)
		699-3058	70-3001	1	TRACK, Rubber, 234" x 30" (PD DL)
		699-3641	70-3601	1	TRACK, Rubber, 234" x 36" (PD DL)
		699-3065	70-3002	1	TRACK, Rubber, 252" x 30"
2		REF		1	UNDERCARRIAGE ASSY., See page 70-4
3	1	2S-0364	70-2506	4	WHEEL, Mid-roller
	1	2S-0357	70-3001	4	WHEEL, Mid-roller
	1	2S-0357	70-3002	4	WHEEL, Mid-roller
	1	2S-0356	70-3601	4	WHEEL, Mid-roller
4	1	2S-0212	70-2506	4	WHEEL, Idler
	1	2S-0059	70-3001	4	WHEEL, Idler
	1	2S-0059	70-3002	4	WHEEL, Idler
	1	2S-0052	70-3601	4	WHEEL, Idler
5		2A-0517		UAR	SERVICE SET, Lug Nut, Mid-roller (6 per set)
6		2A-0518		UAR	SERVICE SET, Lug Nut, Idler (8 per set)

1 - Service parts wheels are painted standard Camoplast gray. Yellow (Deere) is available by special order (specify when ordering) and may have different pricing and lead time.

Undercarriage Assembly



CP0016

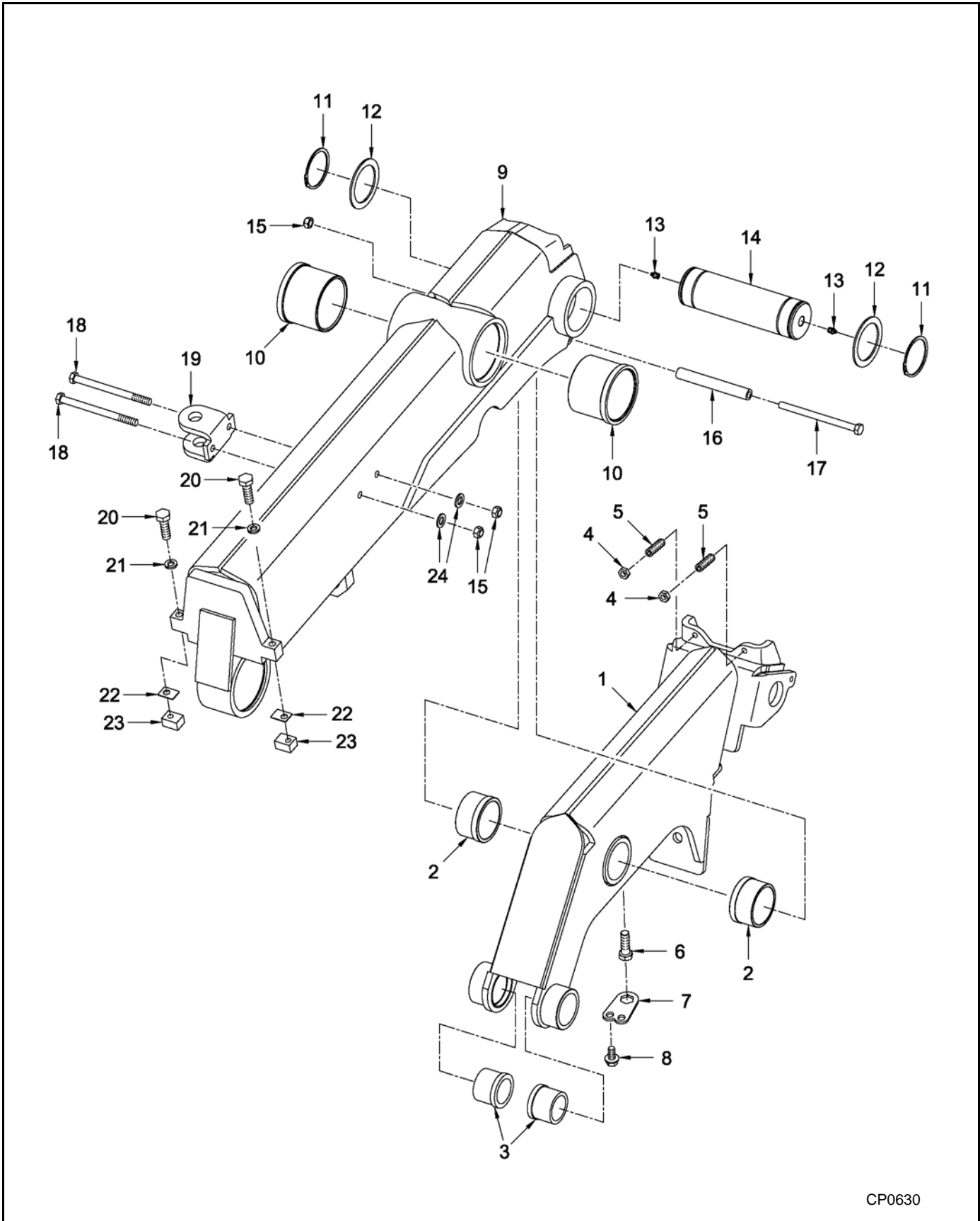
FLEXHAUL 70 SERIES

Undercarriage Assembly

(2A-0381)

Ref.	FN	Part Number	Flexhaul Series	Qty.	Description
1		REF		1	FRAME ASSY., See page 70-6
2		REF		1	TENSION LINK ASSY., See page 70-10
3		REF		1	TENSIONER ASSY., See page 70-14
4		REF		1	ALIGNMENT ASSY., See page 70-16
5		REF		1	BOGIE ASSY., Mid-roller, See page 70-20

Frame Assembly



CP0630

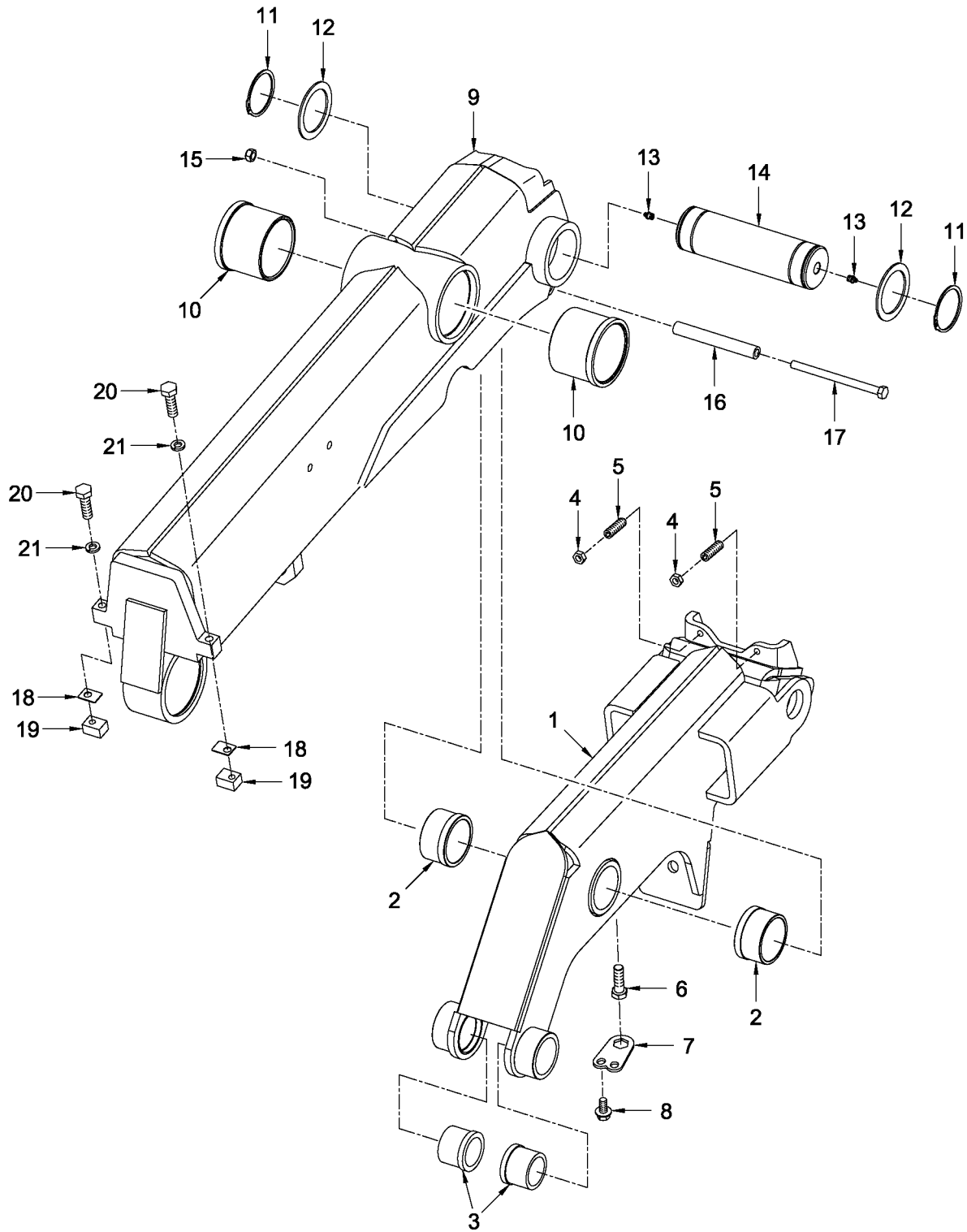
FLEXHAUL 70 SERIES

Frame Assembly (S/N FHS1306004 and Earlier)

(2A-0282)

Ref.	FN	Part Number	Flexhaul Series	Qty.	Description
1		2S-0043	70-2506	1	ARM, Tandem
		2S-0043	70-3001	1	ARM, Tandem
		2S-0043	70-3601	1	ARM, Tandem
		2S-0100	70-3002	1	ARM, Tandem
2		2C-0619		2	BUSHING, 3.480" OD x 3.150" ID x 1.98"
3		2C-0630		2	BUSHING, 2.550" x 2.012" ID x 2.730"
4		3F-0019		2	NUT, Jam, 1/2"-13 UNC
5		3F-0018		2	SCREW, Hex Socket, 2" x 1/2"-13 UNC
6		3F-0047		1	BOLT, Hex, 2" x 5/8"-11 UNC
7		2C-0632		1	PLATE, Lock
8		3F-0011		2	BOLT, Hex Flg., 1" x 1/2"-13 UNC
9		2S-0042	70-2506	1	FRAME, Main
		2S-0042	70-3001	1	FRAME, Main
		2S-0042	70-3601	1	FRAME, Main
		2S-0103	70-3002	1	FRAME, Main
10		2C-0618		2	BUSHING, Main Pivot, 4.505" OD x 4.012" ID x 3.5"
11		3F-0013		2	RING, Snap, External
12		2C-0634		2	WASHER
13		2H-0060		2	ZERK, Grease
14		2C-0631		1	PIN
15		3F-0057		3	NUT, Lock, 1/2"-20 UNF
16		2C-0633		1	SPACER
17		3F-0069		1	BOLT, Hex, 6-1/2" x 1/2"-20 UNF
18		3F-0038		2	BOLT, Hex, 7-1/2" x 1/2"-20 UNF Gr 8
19		2C-0679		1	BRACKET, Brace
20		3F-0030		2	BOLT, Hex, 2" x 1/2-3 UNC
21		3F-0029		2	WASHER, Spring Lock, 1/2"
22		2C-0663		2	SHIM, Tilt Stopper
23		2C-0662		2	STOPPER, Tilt
24		3F-0045		2	WASHER, Flat, 1/2"

Frame Assembly



CP0631

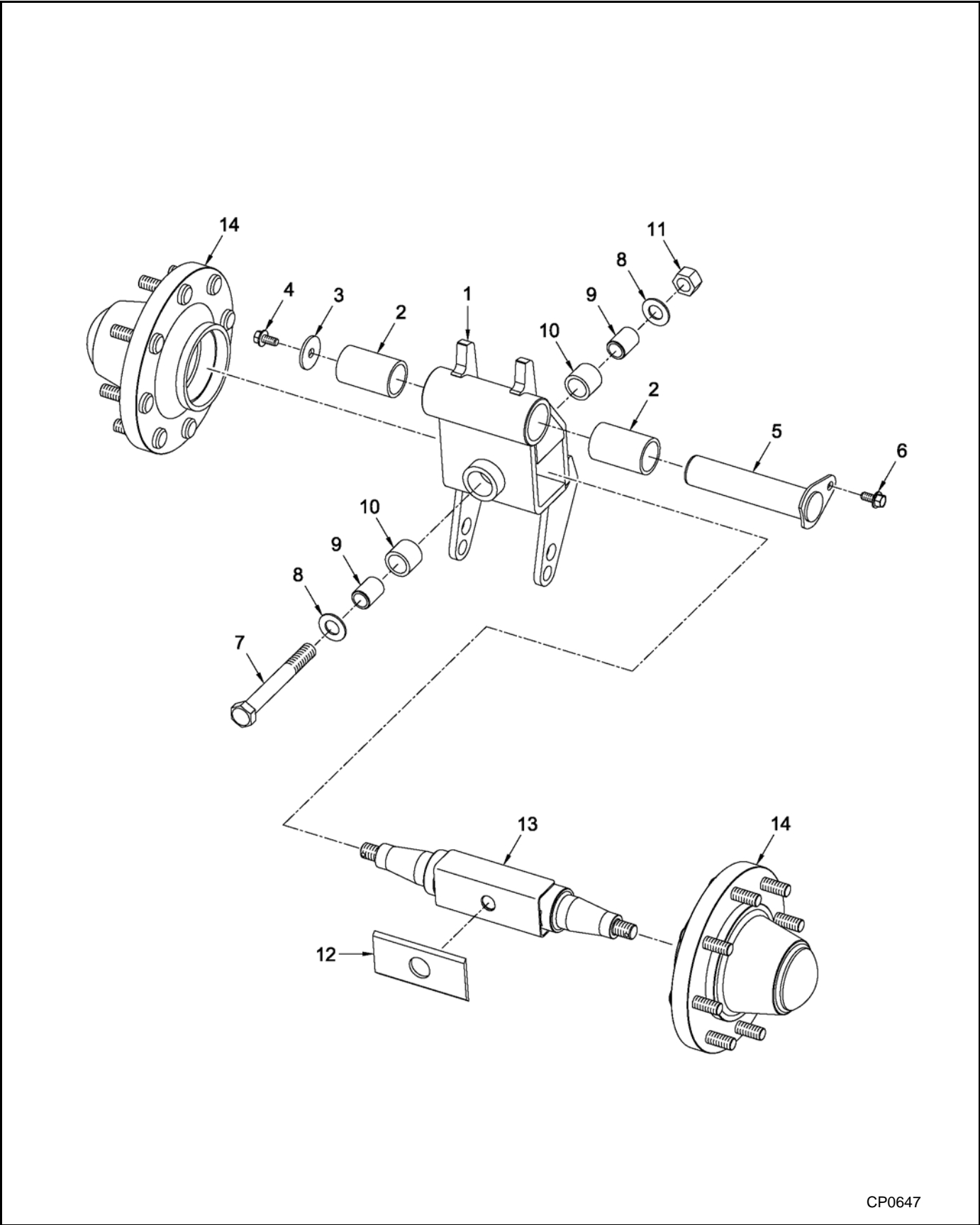
FLEXHAUL 70 SERIES

Frame Assembly (S/N FHS1306005 and After)

(2A-0282)

Ref.	FN	Part Number	Flexhaul Series	Qty.	Description
1		2C-2027	70-2506	1	ARM, Tandem
		2C-2027	70-3001	1	ARM, Tandem
		2C-2027	70-3601	1	ARM, Tandem
		2S-0100	70-3002	1	ARM, Tandem
2		2C-0619		2	BUSHING, 3.480" OD x 3.017" ID x 1.98"
3		2C-0630		2	BUSHING, 2.550" x 2.012" ID x 2.730"
4		3F-0019		2	NUT, Jam, 1/2"-13 UNC
5		3F-0018		2	SCREW, Hex Socket, 2" x 1/2"-13 UNC
6		3F-0047		1	BOLT, Hex, 2" x 5/8"-11 UNC
7		2C-0632		1	PLATE, Lock
8		3F-0011		2	BOLT, Hex Flg., 1" x 1/2"-13 UNC
9		2S-0042	70-2506	1	FRAME, Main, Includes item 10
		2S-0042	70-3001	1	FRAME, Main, Includes item 10
		2S-0042	70-3601	1	FRAME, Main, Includes item 10
		2S-0103	70-3002	1	FRAME, Main, Includes item 10
10		2C-0618		1	BUSHING, Main Pivot, 4.505" OD x 4.012" ID x 3.5"
11		3F-0013		2	RING, Snap, External
12		2C-0634		2	WASHER
13		2H-0060		2	ZERK, Grease
14		2C-0631		1	PIN
15		3F-0057		1	NUT, Lock, 1/2"-20 UNF
16		2C-0633		1	SPACER
17		3F-0069		1	BOLT, Hex, 6-1/2" x 1/2"-20 UNF
18		2C-0663		2	SHIM, Tilt Stopper
19		2C-0662		2	STOPPER, Tilt
20		3F-0030		2	BOLT, Hex, 2" x 1/2-3 UNC
21		3F-0029		2	WASHER, Spring Lock, 1/2"

Tension Link Assembly



CP0647

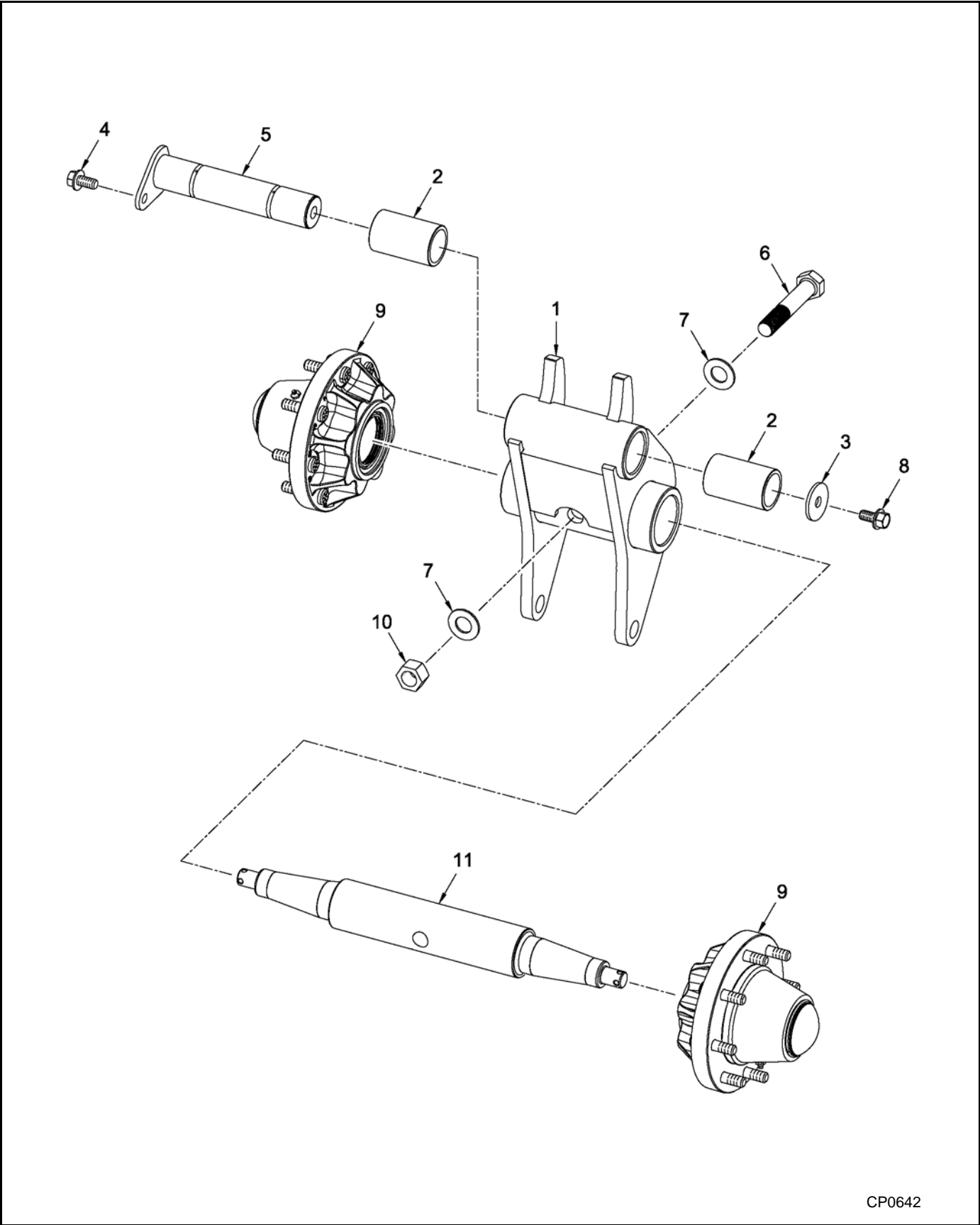
FLEXHAUL 70 SERIES

Tension Link Assembly (S/N FHS1306004 and Earlier)

(2A-0285)

Ref.	FN	Part Number	Flexhaul Series	Qty.	Description
1		2S-0044		1	LINK, Tension
2		2C-0643		2	BUSHING, 2.500" OD x 0.250" WT x 3.94"
3		2C-0650		1	WASHER, Retaining
4		3F-0058		1	BOLT, Hex Flg., 1" x 5/8"-11 UNC Gr 8
5		2S-0045		1	PIN
6		3F-0011		1	BOLT, Hex, 1" x 1/2"-13 UNC Gr 5
7		3F-0015		1	BOLT, Hex, 8" x 1"-8 UNC
8		3F-0014		2	WASHER, 1.062" ID x 2" OD
9		2C-0647		2	BUSHING, 1.375" x 1.88" LG
10		2C-0642		2	BUSHING, 1.875" OD x 0.250" WT x 1.550"
11		3F-0016		1	NUT, 1"-8 UNC Gr 8
12		2C-0646		1	PAD, Wear
13		2S-0053		1	AXLE
14		2A-0509		2	HUB ASSY., Idler, G75-8, See page 70-22

Tension Link Assembly



CP0642

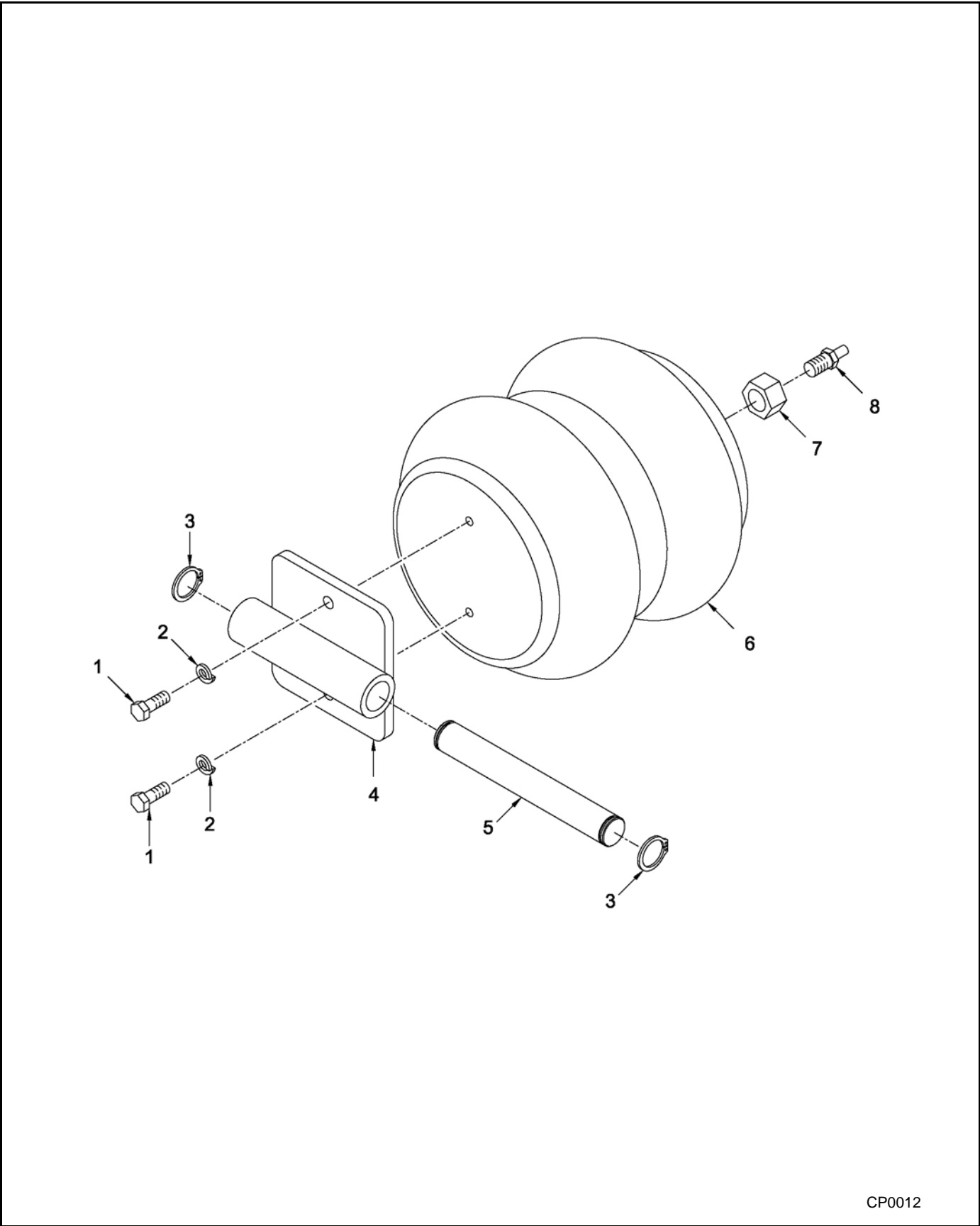
FLEXHAUL 70 SERIES

Tension Link Assembly (S/N FHS1306005 and After)

(2A-0285)

Ref.	FN	Part Number	Flexhaul Series	Qty.	Description
1		2C-1955		1	LINK, Tension
2		2C-0643		2	BUSHING, 2.500" OD x 0.250" WT x 3.94"
3		2C-0650		1	WASHER, Retaining
4		3F-0011		1	BOLT, Hex Flg. 1" x 1/2"-13 UNC Gr 5
5		2S-0342		1	PIN
6		3F-0015		1	BOLT, Hex, 8" x 1"-8 UNC
7		3F-0014		2	WASHER, 1.062" ID x 2" OD
8		3F-0058		1	BOLT, Hex Flg., 1" x 5/8"-11 UNC Gr 8
9		2A-0509		2	HUB ASSY., Idler, G75-8, See page 70-22
10		3F-0016		1	NUT, 1"-8 UNC Gr 8
11		2C-1957		1	AXLE

Tensioner Assembly



CP0012

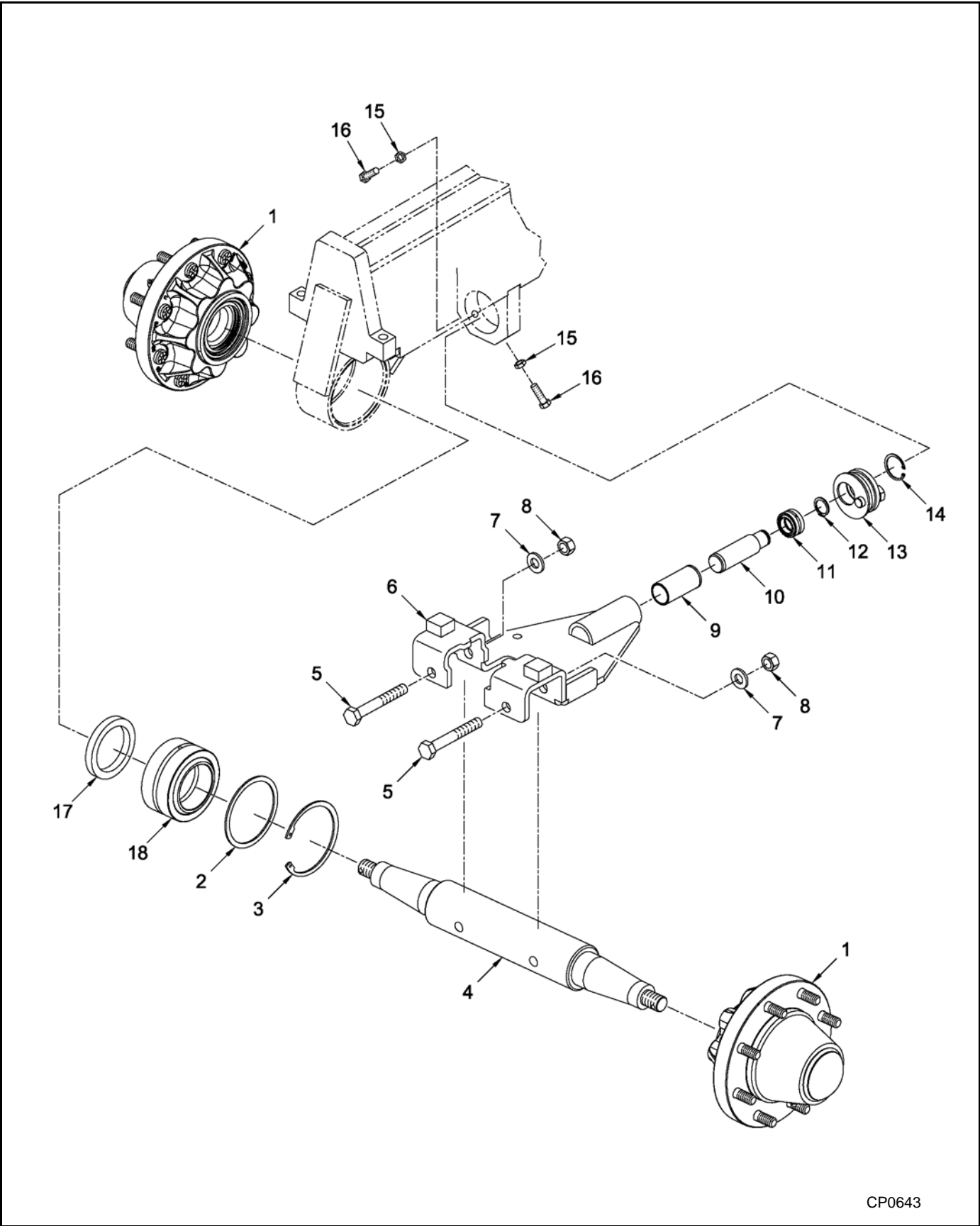
FLEXHAUL 70 SERIES

Tensioner Assembly

(2A-0289)

Ref.	FN	Part Number	Flexhaul Series	Qty.	Description
1		3F-0020		2	BOLT, 1" x 3/8"-16 UNC
2		3F-0021		2	WASHER, Lock, 3/8"
3		3F-0009		2	RING, Snap Ext.
4		2S-0046		1	BRACKET, Air Bag Mounting
5		2C-0653		1	PIN
6		2M-0022		1	SPRING, Air, 9.8" OD x 8.7"
7		3F-0046		1	NUT, 3/4"-16 UNF
8		2H-0091		1	VALVE, Brass Tank, 1/4" NPT (200 max. psi)

Alignment Assembly



CP0643

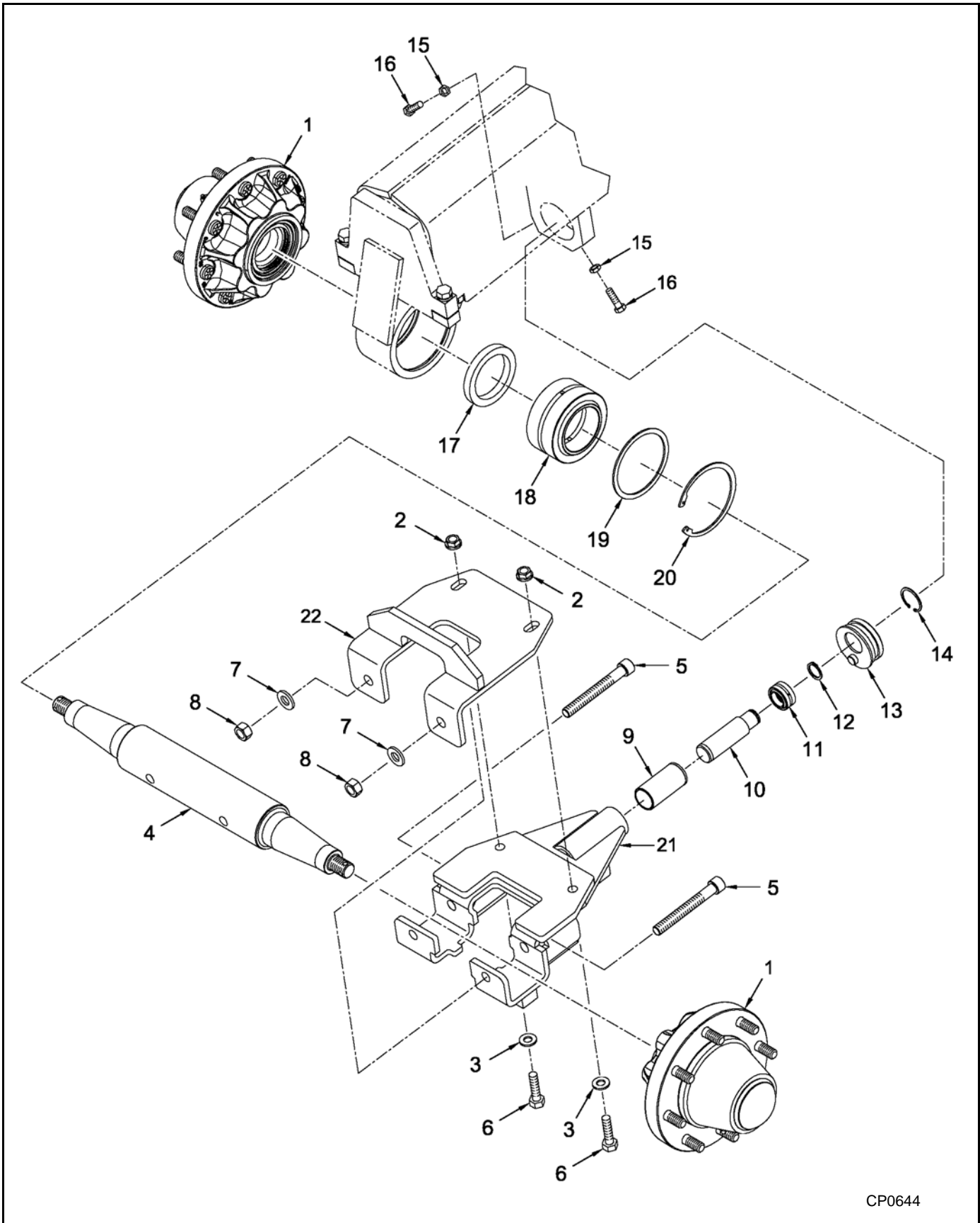
FLEXHAUL 70 SERIES

Alignment Assembly (S/N FHS1306004 and Earlier)

(2A-0291)

Ref.	FN	Part Number	Flexhaul Series	Qty.	Description
1		2A-0509		2	HUB ASSY., Idler Wheel, G75-8, See page 70-22
2		2C-0655		1	SHIM
3		3F-0022		1	RING, Snap, Int., 5"
4		2C-0656		1	AXLE, Front Idler
5		3F-0023		2	BOLT, 4-1/2" x 5/8"-11 UNC
6		2S-0047		1	FRAME, Alignment
7		3F-0002		2	WASHER, 2-1/32" ID x 1-5/16" OD x 0.146" Thk
8		3F-0024		2	NUT, 5/8"-11 UNC Gr 8
9		2C-0750		1	BUSHING, Alignment
10		2C-0661		1	PIN, Alignment
11		2B-0062		1	BEARING, Plain Spherical, 1" ID x 1.625" OD x 0.875"
12		3F-0009		1	RING, Snap, Ext., 1"
13		2S-0048		1	DISC, Essentric
14		3F-0026		1	RING, Snap, Int., 1-3/4"
15		3F-0028		2	NUT, Jam, 3/8"-16 UNC Gr 8
16		3F-0089		2	BOLT, Hex Head, 1-1/2" x 3/8"-16 Gr 8
17		2C-0654		1	WASHER
18		2B-0065		1	BEARING, Plain Spherical, 3" ID x 4.750" OD x 2.625"

Alignment Assembly



CP0644

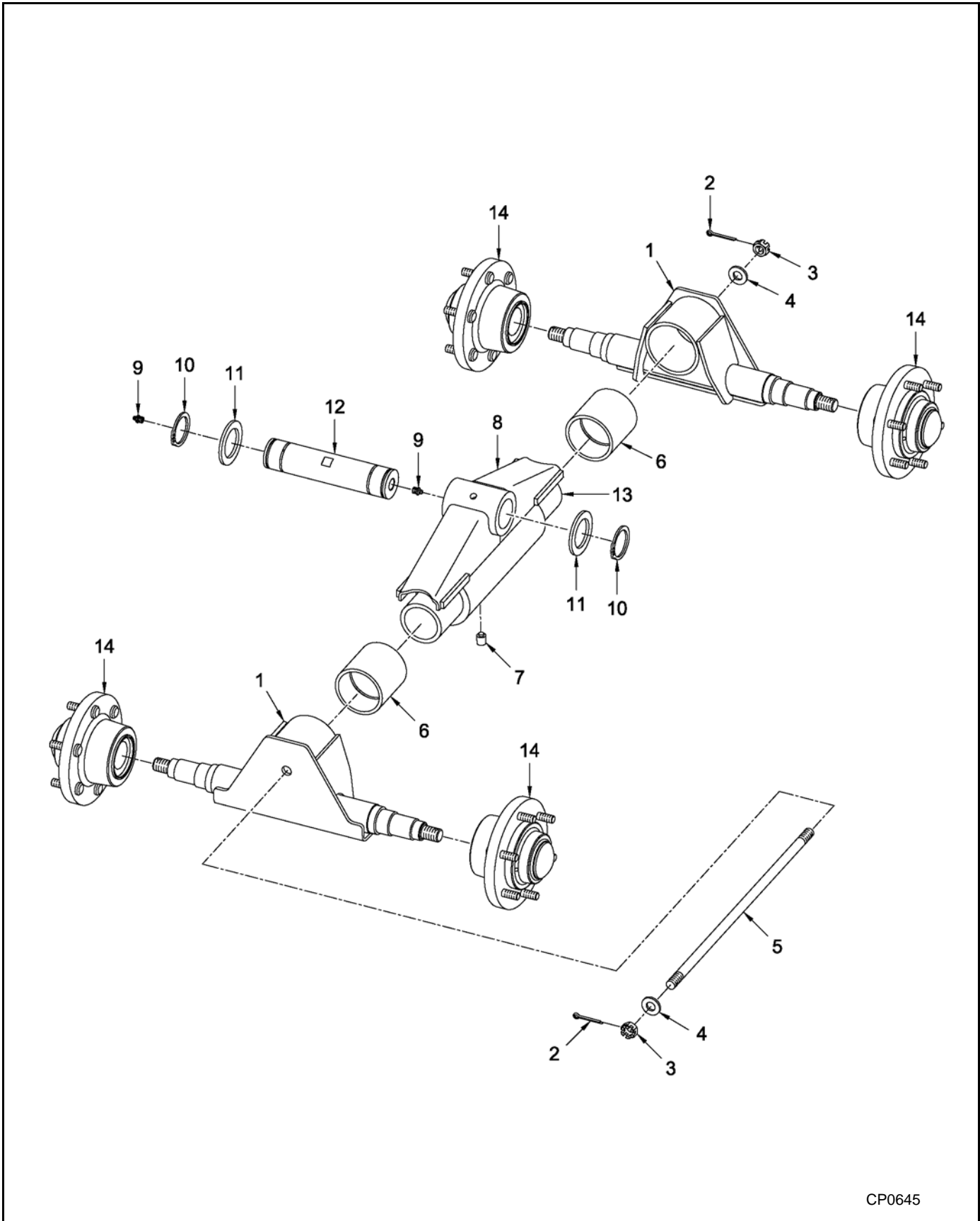
FLEXHAUL 70 SERIES

Alignment Assembly (S/N FHS1306005 and After)

(2A-0291)

Ref.	FN	Part Number	Flexhaul Series	Qty.	Description
1		2A-0509		2	HUB ASSY., Idler Wheel, G75-8, See page 70-22
2		3F-0086		2	NUT, Hex Flg., 1/2"-13 UNC Gr 8
3		3F-0045		2	WASHER, Flat, 1/2"
4		2C-0656		1	AXLE, Front Idler
5		3F-0109		2	BOLT, Socket Hd., 5" x 5/8"-11 UNC
6		3F-0030		2	BOLT, Hex, 2" x 1/2"-13 UNC
7		3F-0002		2	WASHER, 2-1/32" ID x 1-5/16" OD x 0.146" Thk
8		3F-0024		2	NUT, 5/8"-11 UNC Gr 8
9		2C-0750		1	BUSHING, Alignment
10		2C-0661		1	PIN, Alignment
11		2B-0062		1	BEARING, Plain Spherical, 1" ID x 1.625" OD x 0.875"
12		3F-0009		1	RING, Snap, Ext., 1"
13		2S-0048		1	DISC, Essentric
14		3F-0026		1	RING, Snap, Int., 1-3/4"
15		3F-0028		2	NUT, Jam, 3/8"-16 UNC Gr 8
16		3F-0089		2	BOLT, Hex Head, 1-1/2" x 3/8"-16 Gr 8
17		2C-0654		1	WASHER
18		2B-0065		1	BEARING, Plain Spherical, 3" ID x 4.750" OD x 2.625"
19		2C-0655		1	SHIM
20		3F-0022		1	RING, Snap, Int., 5"
21		2S-0293		1	BRACKET, Alignment, Lower
22		2S-0294		1	BRACKET, Alignment, Upper

Bogie Assembly - Mid-roller



CP0645

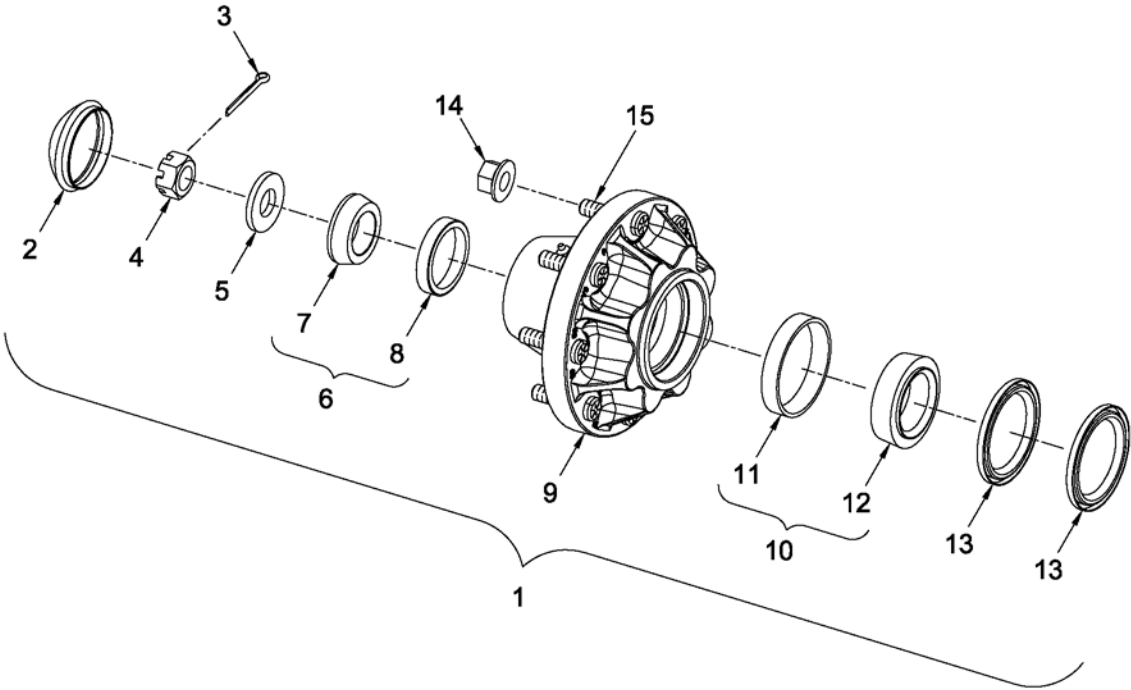
FLEXHAUL 70 SERIES

Bogie Assembly - Mid-roller

(2A-0294)

Ref.	FN	Part Number	Flexhaul Series	Qty.	Description
1		2S-0050	70-3601	2	DOGHOUSE, Mid-roller
		2S-0321	70-2506	2	DOGHOUSE, Mid-roller
		2S-0321	70-3001	2	DOGHOUSE, Mid-roller
		2S-0321	70-3002	2	DOGHOUSE, Mid-roller
2		3F-0008		2	PIN, Cotter, 1-1/4" x 5/32"
3		3F-0034		2	NUT, Slotted Hex, 5/8"-11 UNC
4		3F-0002		2	WASHER, 2-1/32" ID x 1-5/16" OD x 0.146" Thk
5		2C-0676	70-2506	1	ROD, Retainer
		2C-0676	70-3001	1	ROD, Retainer
		2C-0676	70-3601	1	ROD, Retainer
		2C-0850	70-3002	1	ROD, Retainer
6		2C-0675		2	BUSHING
7		3F-0003		1	SCREW, Set, Hex Socket, 3/4" x 1/2"-13 UNC
8		2S-0049	70-2506	1	HOUSING, Bogie
		2S-0049	70-3001	1	HOUSING, Bogie
		2S-0049	70-3601	1	HOUSING, Bogie
		2S-0104	70-3002	1	HOUSING, Bogie
9		2H-0060		2	ZERK, Grease
10		3F-0035		2	RING, Snap, Ext. 2"
11		2C-0678		2	WASHER, 3" OD x 2.020" ID x 3/16" Thk
12		2C-0677		1	PIN, Bogie
13		2C-0669		1	AXLE, Mid-roller
14		2A-0510		4	HUB ASSY., Mid-roller, See page 70-24

Hub Assembly - Idler



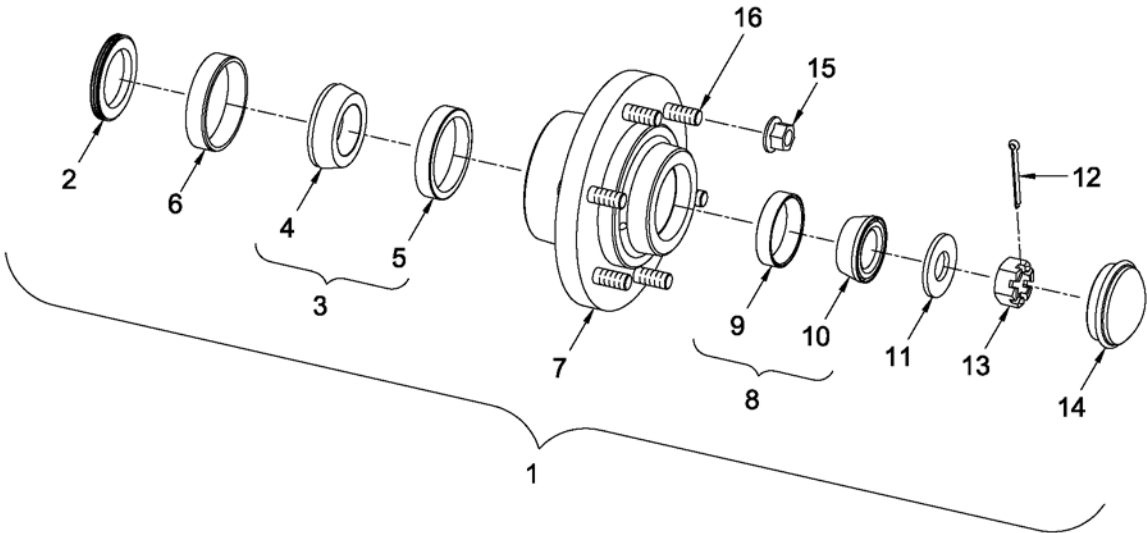
CP0646

FLEXHAUL 70 SERIES

Hub Assembly - Idler

Ref.	FN	Part Number	Flexhaul Series	Qty.	Description
1		2A-0509		1	HUB ASSY., Idler Wheel, G75-8, Includes items 2 - 15
2		2M-0036		1	CAP, Dust, Large Hub, 3-1/4" OD x 1/8"
3		3F-0007		1	PIN, Cotter, 7/32" x 2-1/4"
4		3F-0049		1	NUT, Castle, 1-1/4"-12
5		3F-0048		1	WASHER, Flat, 1.28" ID x 2.50" OD x 0.13" Thk
6		2A-0512		1	BEARING ASSY., Inner, Includes items 7 & 8
7		NSS		1	CONE, Tapered Roller Bearing, 1.625" ID x 0.78"
8		NSS		1	CUP, Tapered Roller Bearing, 2.891" OD x 0.58"
9		NSS		1	HUB, Idler
10		2A-0513		1	BEARING ASSY., Outer, Includes items 11 & 12
11		NSS		1	CUP, Tapered Roller Bearing, 3.812" ID x 0.625"
12		NSS		1	CONE, Tapered Roller Bearing, 2.250" ID x 0.864"
13		2J-0062		2	SEAL, Wheel
14		2A-0517		UAR	SERVICE SET, Lug Nut, Idler (8 per set)
15		2A-0515		UAR	SERVICE SET, Wheel Stud, Idler (8 per set)

Hub Assembly - Mid-roller



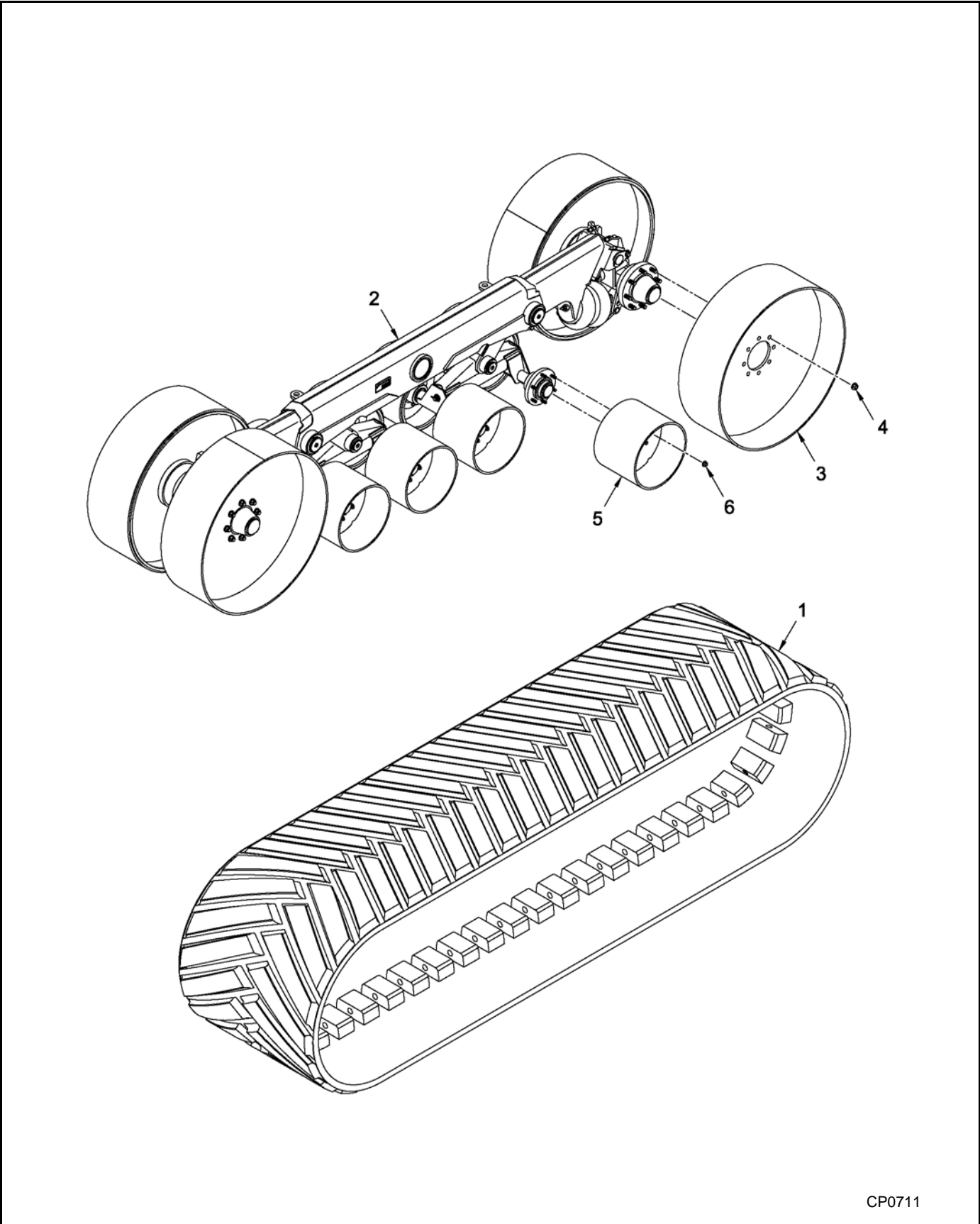
CP0708

FLEXHAUL 70 SERIES

Hub Assembly - Mid-roller

Ref.	FN	Part Number	Flexhaul Series	Qty.	Description
1		2A-0510		1	HUB ASSY., Mid-roller, Includes items 2 - 16
2		2J-0064		2	SEAL, Wheel, Triple Lip, 1.866" ID x 2.835" x 0.299
3		2A-0512		1	BEARING ASSY., 783 Inner, Includes items 4 & 5
4		NSS		1	CONE, Tapered Roller Bearing, 1.625" ID x 0.78"
5		NSS		1	CUP, Tapered Roller Bearing, 2.891" OD x 0.58"
6		2M-0025		1	RING, Wear
7		NSS		1	HUB, Mid-roller
8		2A-0514		1	BEARING ASSY., 783 Outer, Includes items 9 & 10
9		NSS		1	CUP, Tapered Roller Bearing, 2.328" OD x 0.465"
10		NSS		1	CONE, Tapered Roller Bearing, 1.250" ID x 0.660"
11		3F-0031		1	WASHER, 0.94" ID x 2" OD x 0.16" Thk
12		3F-0033		1	PIN, Cotter, 1-3/4" x 5/32"
13		3F-0032		1	NUT, Castle, 7/8"-14 UNF
14		2M-0024		1	CAP, Dust, 2-3/4" OD x 2-7/16"
15		2A-0518		UAR	SERVICE SET, Lug Nut, Mid-roller (6 per set)
16		2A-0516		UAR	SERVICE SET, Wheel Stud, Mid-roller (6 per set)

Track & Undercarriage



CP0711

FLEXHAUL 80 & 100 SERIES

Track & Undercarriage

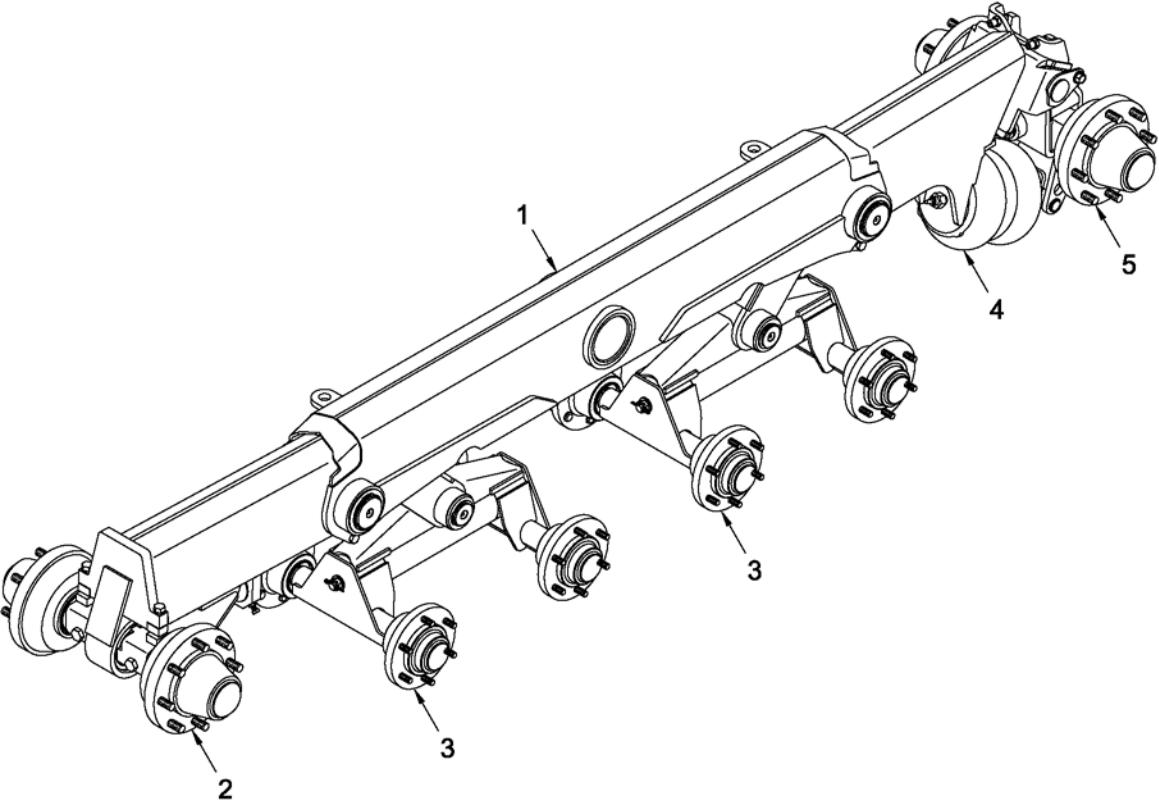
(2A-0418)

Ref.	FN	Part Number	Flexhaul Series	Qty.	Description
1		699-2538	80-2503	1	TRACK, Rubber, 324" x 25"
		699-3059	80-3003	1	TRACK, Rubber, 324" x 30"
		699-3639	100-3602	1	TRACK, Rubber, 324" x 36"
		699-3647	100-3603	1	TRACK, Rubber, 298" x 36"
2		REF		1	UNDERCARRIAGE ASSY., See page 80-4
3	2	2S-0362	80-2503	4	WHEEL, Idler
	2	2S-0361	80-3003	4	WHEEL, Idler
	2	2S-0105	100-3602	4	WHEEL, Idler
	1,2	2S-0148	100-3602	4	WHEEL, Idler
	2	2S-0052	100-3603	4	WHEEL, Idler
4		2A-0517		UAR	SERVICE SET, Lug Nut, Idler (8 per set)
5	2	2S-0363	80-2503	8	WHEEL, Mid-roller
	2	2S-0360	80-3003	8	WHEEL, Mid-roller
	2	2S-0356	100-3602	8	WHEEL, Mid-roller
	2	2S-0356	100-3603	8	WHEEL, Mid-roller
6		2A-0518		UAR	SERVICE SET, Lug Nut, Mid-roller (6 per set)

1 - Brochard Configuration

2 - Service parts wheels are painted standard Camoplast gray. Yellow (ROPA) and semi-gloss black (DEMCO) are available by special order (specify when ordering) and may have different pricing and lead time.

Undercarriage Assembly



CP0036

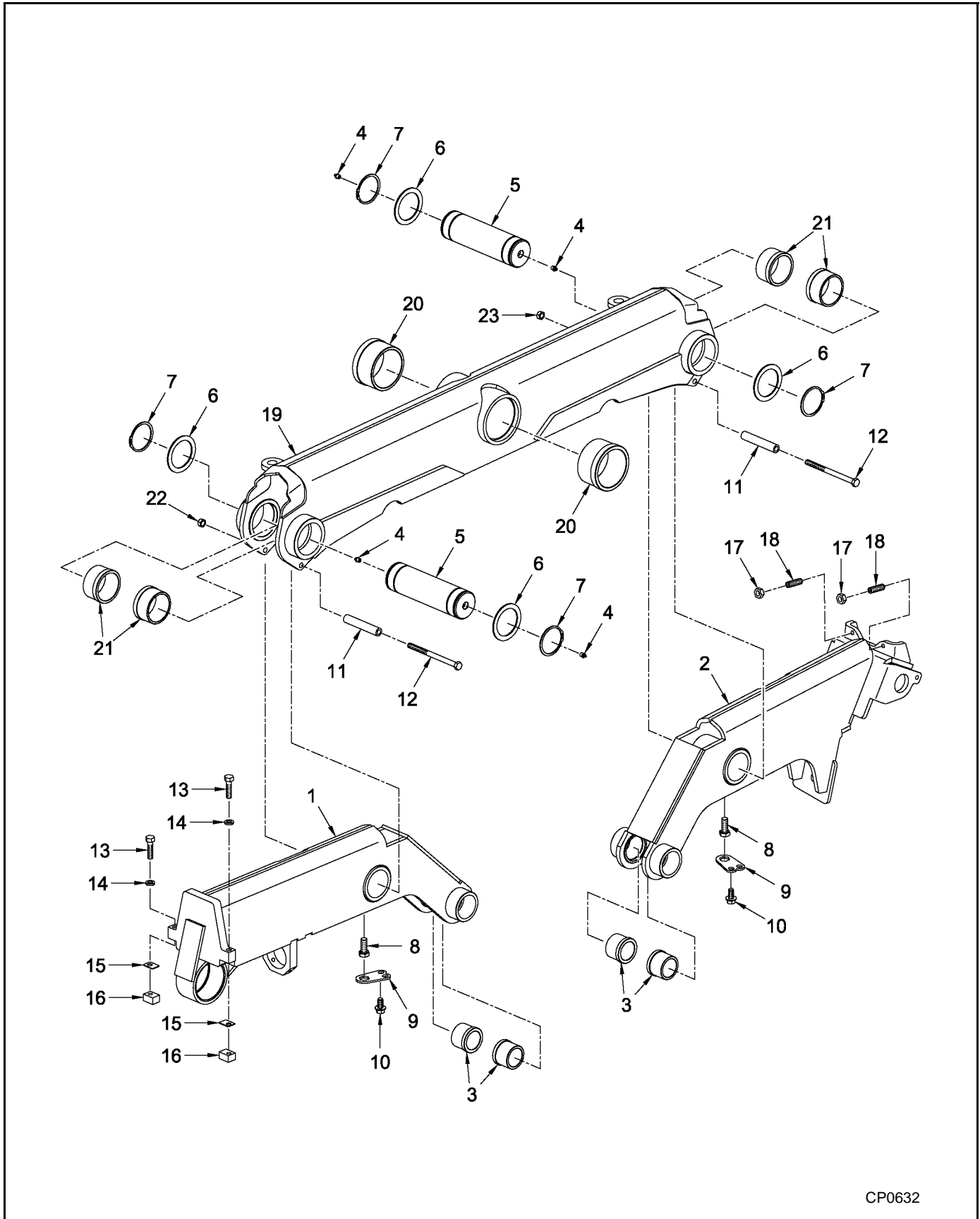
FLEXHAUL 80 & 100 SERIES

Undercarriage Assembly

(2A-0419)

Ref.	FN	Part Number	Flexhaul Series	Qty.	Description
1		REF		1	FRAME ASSY., See page 80-6
2		REF		1	ALIGNMENT ASSY., See page 80-20
3		REF		2	BOGIE ASSY., Mid-roller, See page 80-24
4		REF		1	TENSIONER ASSY., See page 80-18
5		REF		1	TENSION LINK ASSY., See page 80-14

Frame Assembly



CP0632

FLEXHAUL 80 & 100 SERIES

Frame Assembly
(S/N FHS1306004 and Earlier)

(2A-0420)

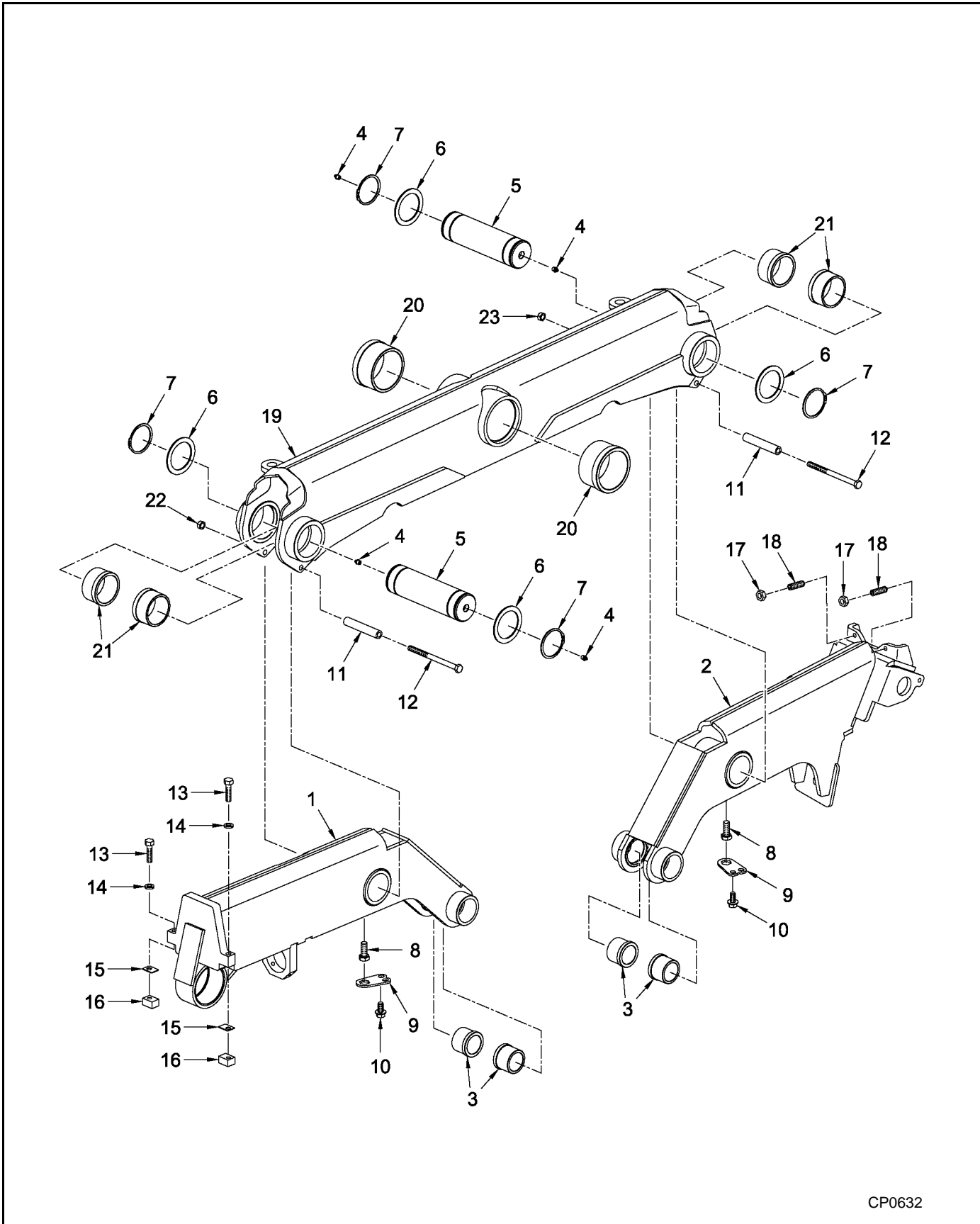
Ref.	FN	Part Number	Flexhaul Series	Qty.	Description
1		2S-0101	80-2503	1	ARM, Alignment
		2S-0101	80-3003	1	ARM, Alignment
		2S-0101	100-3602	1	ARM, Alignment
	1	2S-0134	100-3602	1	ARM, Alignment (Special)
	2	2S-0152	100-3602	1	ARM, Alignment (Special)
		2S-0095	100-3603	1	ARM, Alignment
2		2S-0102	80-2503	1	ARM, Tension
		2S-0102	80-3003	1	ARM, Tension
		2S-0102	100-3602	1	ARM, Tension
	1	2S-0153	100-3602	1	ARM, Tension (Special)
		2S-0043	100-3603	1	ARM, Tension
3		2C-0630		4	BUSHING, Bogie, 2.550" OD x 2.012" ID x 2"
4		2H-0060		4	FITTING, Grease
5		2C-0631		2	PIN
6		2C-0634		4	WASHER
7		3F-0013		4	RING, Snap, Ext. 3"
8		3F-0047		2	BOLT, 2" x 5/8"-11 UNC Gr 8
9		2C-0632		2	PLATE, Lock
10		3F-0011		2	BOLT, Hex Flg., 1" x 1/2"-3 UNC Gr 5
11		2C-0633		2	SPACER
12		3F-0069		2	BOLT, Hex, 6-1/2" x 1/2"-20 UNF Gr 8
13		3F-0030		2	BOLT, Hex, 2" x 1/2"-13 UNC Gr 8
14		3F-0029		2	WASHER, Lock 1/2"
15		2C-0663		2	SHIM, Tilt Stopper
16		2C-0662		2	STOPPER, Tilt
17		3F-0019		2	NUT, Jam, 1/2"-13 UNC Gr 8
18		3F-0018		2	SCREW, Hex Socket, 2" x 1/2"-13 UNC

1 - Brochard Configuration

2 - Doyle Configuration

Continued on next page

Frame Assembly



CP0632

FLEXHAUL 80 & 100 SERIES

Frame Assembly (S/N FHS1306004 and Earlier) (Cont'd)

(2A-0420)

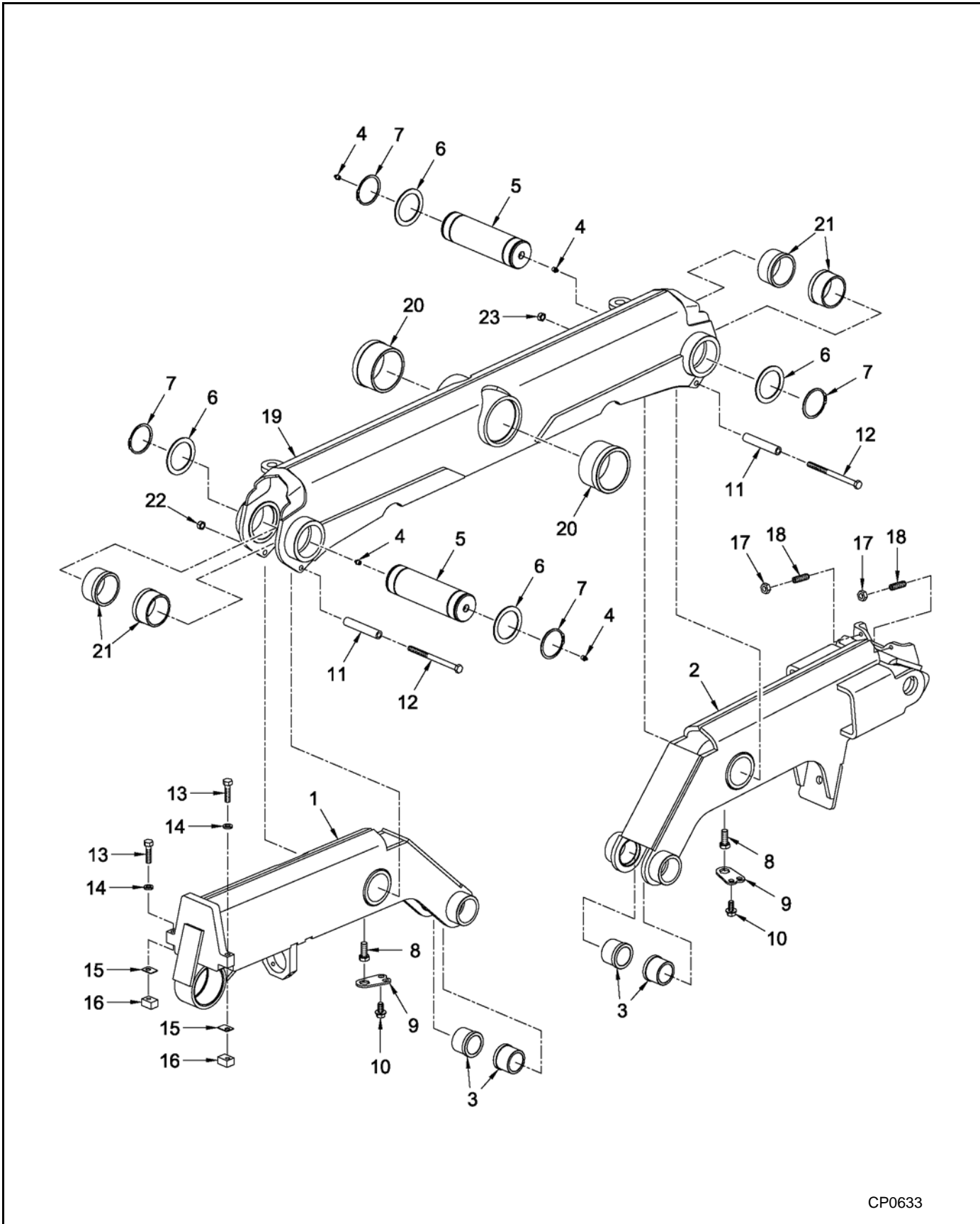
Ref.	FN	Part Number	Flexhaul Series	Qty.	Description
19		2S-0099	80-2503	1	FRAME, Main
		2S-0099	80-3003	1	FRAME, Main
		2S-0099	100-3602	1	FRAME, Main
	1	2C-1090	100-3602	1	FRAME, Main
	2	2S-0160	100-3602	1	FRAME, Main
		2S-0091	100-3603	1	FRAME, Main
20		2C-0618		2	BUSHING, Main Pivot
	1	2B-0090		2	BUSHING, Main Pivot, DX
21		2C-0619		4	BUSHING, Tandem, 3.480" OD x 3.150" ID x 1.98"
22		3F-0057		2	NUT, Lock, 1/2"-20 UNF

1 - Brochard Configuration

2 - Doyle Configuration



Frame Assembly



CP0633

FLEXHAUL 80 & 100 SERIES

Frame Assembly
(S/N FHS1306005 and After)

(2A-0420)

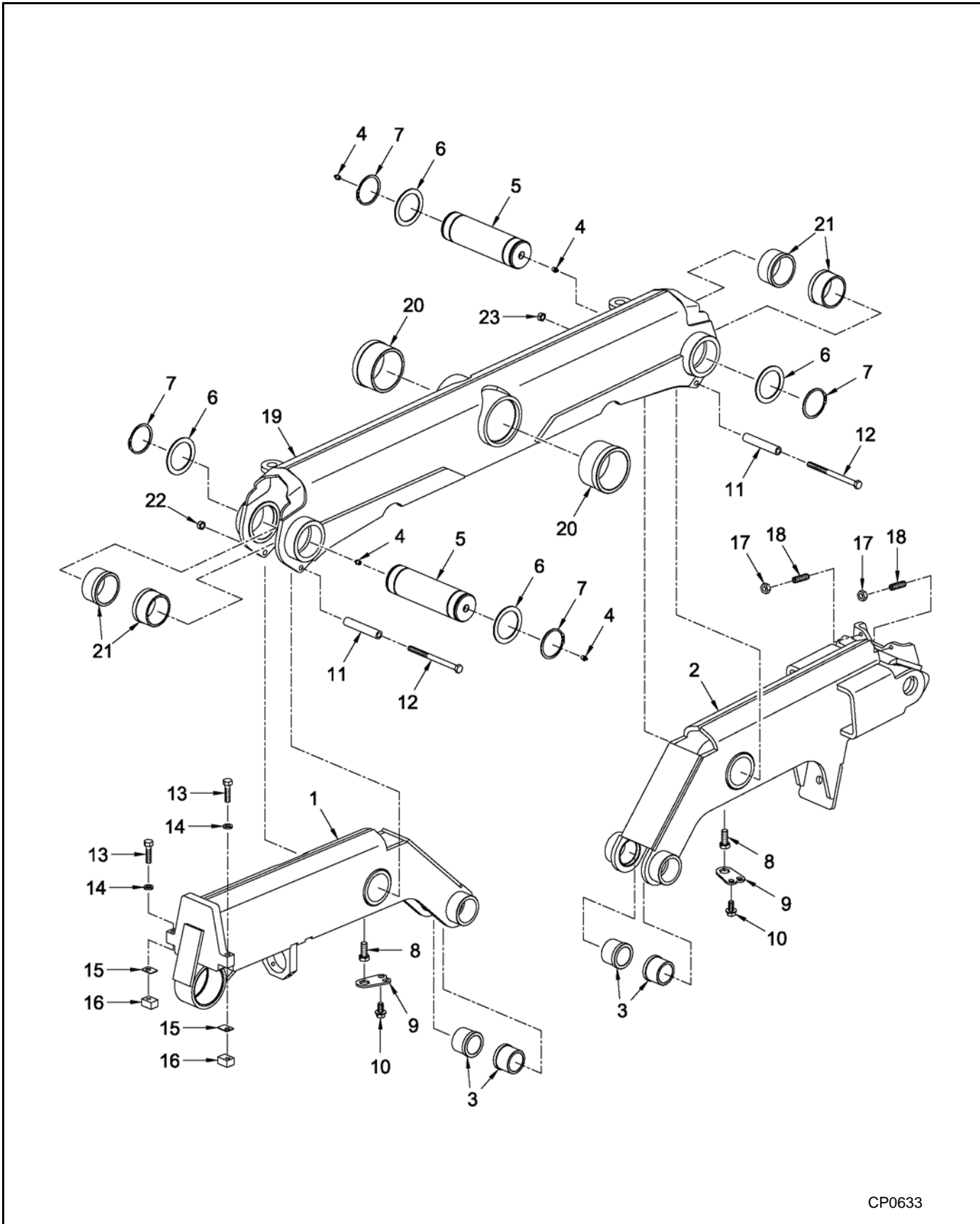
Ref.	FN	Part Number	Flexhaul Series	Qty.	Description
1		2S-0101	80-2503	1	ARM, Alignment
		2S-0101	80-3003	1	ARM, Alignment
		2S-0101	100-3602	1	ARM, Alignment
	1	2S-0134	100-3602	1	ARM, Alignment (Special)
	2	2S-0152	100-3602	1	ARM, Alignment (Special)
		2S-0095	100-3603	1	ARM, Alignment
2		2C-1962	80-2503	1	ARM, Tension
		2C-1962	80-3003	1	ARM, Tension
		2C-1962	100-3602	1	ARM, Tension
	2	2C-2029	100-3602	1	ARM, Tension (Special)
		2C-2027	100-3603	1	ARM, Tension
3		2C-0630		4	BUSHING, Bogie, 2.550" OD x 2.012" ID x 2"
4		2H-0060		4	FITTING, Grease
5		2C-0631		2	PIN
6		2C-0634		4	WASHER
7		3F-0013		4	RING, Snap, Ext. 3"
8		3F-0047		2	BOLT, 2" x 5/8"-11 UNC Gr 8
9		2C-0632		2	PLATE, Lock
10		3F-0011		2	BOLT, Hex flg., 1" x 1/2"-3 UNC Gr 5
11		2C-0633		2	SPACER
12		3F-0069		2	BOLT, Hex, 6-1/2" x 1/2"-20 UNF Gr 8
13		3F-0030		2	BOLT, Hex, 2" x 1/2"-13 UNC Gr 8
14		3F-0029		2	WASHER, Lock 1/2"
15		2C-0663		2	SHIM, Tilt Stopper
16		2C-0662		2	STOPPER, Tilt
17		3F-0019		2	NUT, Jam, 1/2"-13 UNC Gr 8
18		3F-0018		2	SCREW, Hex Socket, 2" x 1/2"-13 UNC

1 - Brochard Configuration

2 - Doyle Configuration

Continued on next page

Frame Assembly



CP0633

FLEXHAUL 80 & 100 SERIES

Frame Assembly (S/N FHS1306005 and After) (Cont'd)

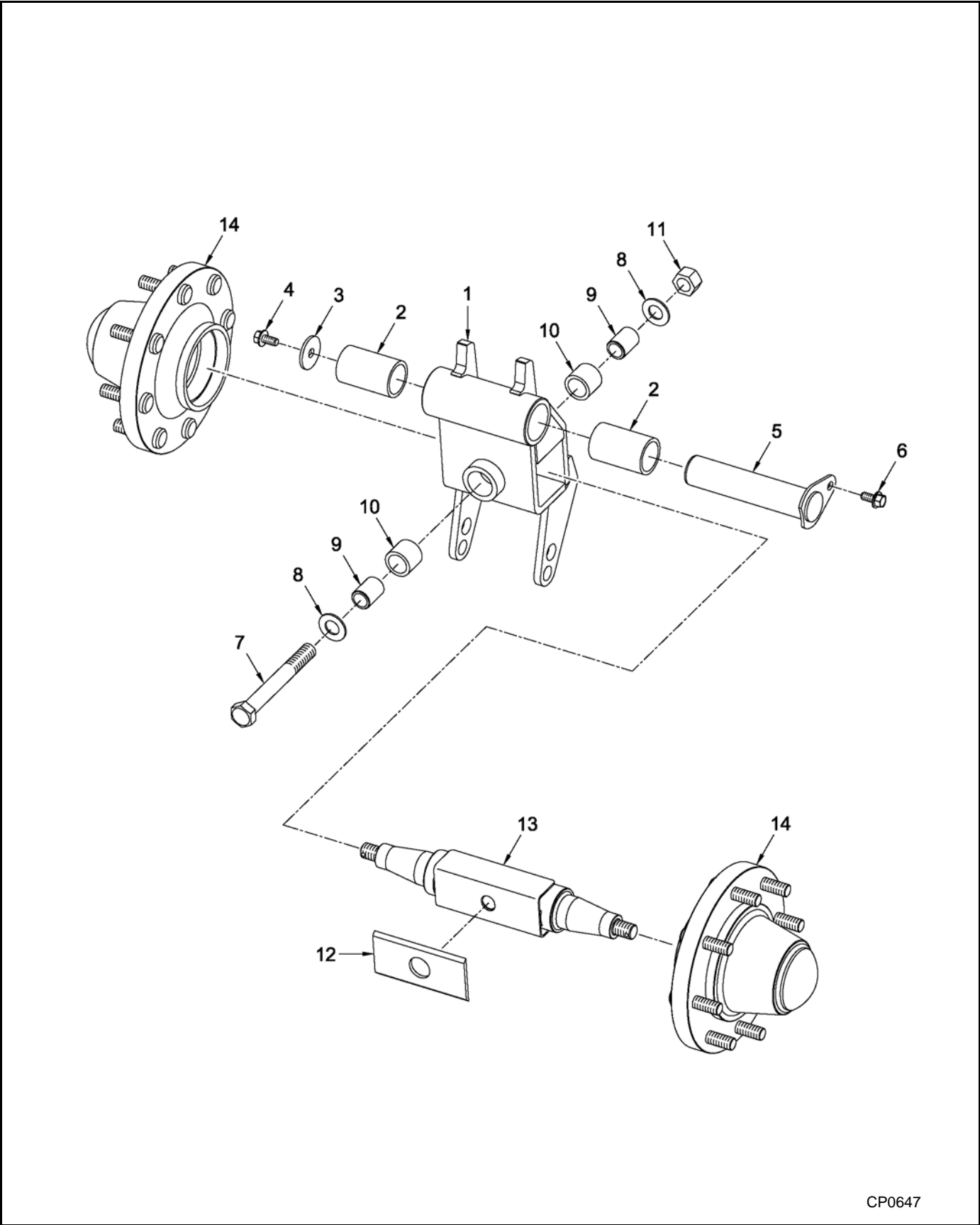
(2A-0420)

Ref.	FN	Part Number	Flexhaul Series	Qty.	Description
19		2S-0099	80-2503	1	FRAME, Main
		2S-0099	80-3003	1	FRAME, Main
		2S-0099	100-3602	1	FRAME, Main
	1	2C-1090	100-3602	1	FRAME, Main
	2	2S-0160	100-3602	1	FRAME, Main
		2S-0091	100-3603	1	FRAME, Main
20		2C-0618		2	BUSHING, Main Pivot
	1	2B-0090		2	BUSHING, Main Pivot
21		2C-0619		4	BUSHING, Tandem, 3.480" OD x 3.150" ID x 1.98"
22		3F-0057		2	NUT, Lock, 1/2"-20 UNF

1 - Brochard Configuration

2 - Doyle Configuration

Tension Link Assembly



CP0647

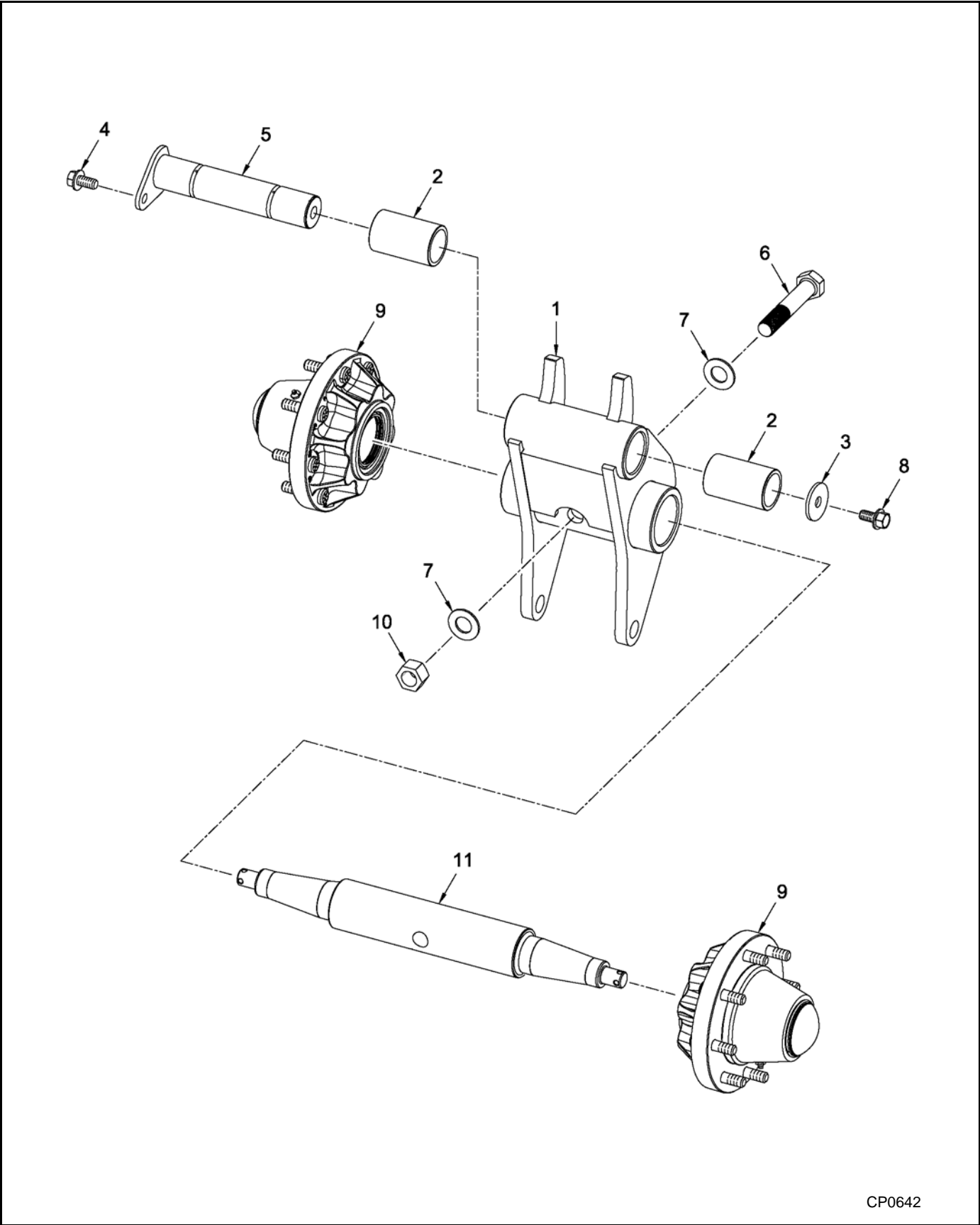
FLEXHAUL 80 & 100 SERIES

Tension Link Assembly (S/N FHS1306004 and Earlier)

(2A-0285)

Ref.	FN	Part Number	Flexhaul Series	Qty.	Description
1		2S-0044		1	LINK, Tension
2		2C-0643		2	BUSHING, 2.500" OD x 0.250" WT x 3.94"
3		2C-0650		1	WASHER, Retaining
4		3F-0058		1	BOLT, Hex Flg., 1" x 5/8"-11 UNC Gr 8
5		2S-0045		1	PIN
6		3F-0011		1	BOLT, Hex Flg., 1" x 1/2"-13 UNC Gr 5
7		3F-0015		1	BOLT, Hex, 8" x 1"-8 UNC
8		3F-0014		2	WASHER, 1.062" ID x 2" OD
9		2C-0647		2	BUSHING, 1.375" x 1.88" LG
10		2C-0642		2	BUSHING, 1.875" OD x 0.250" WT x 1.550"
11		3F-0016		1	NUT, 1"-8 UNC Gr 8
12		2C-0646		1	PAD, Wear
13		2S-0053		1	AXLE
14		2A-0509		2	HUB ASSY., Idler, G75-8, See page 80-26

Tension Link Assembly



CP0642

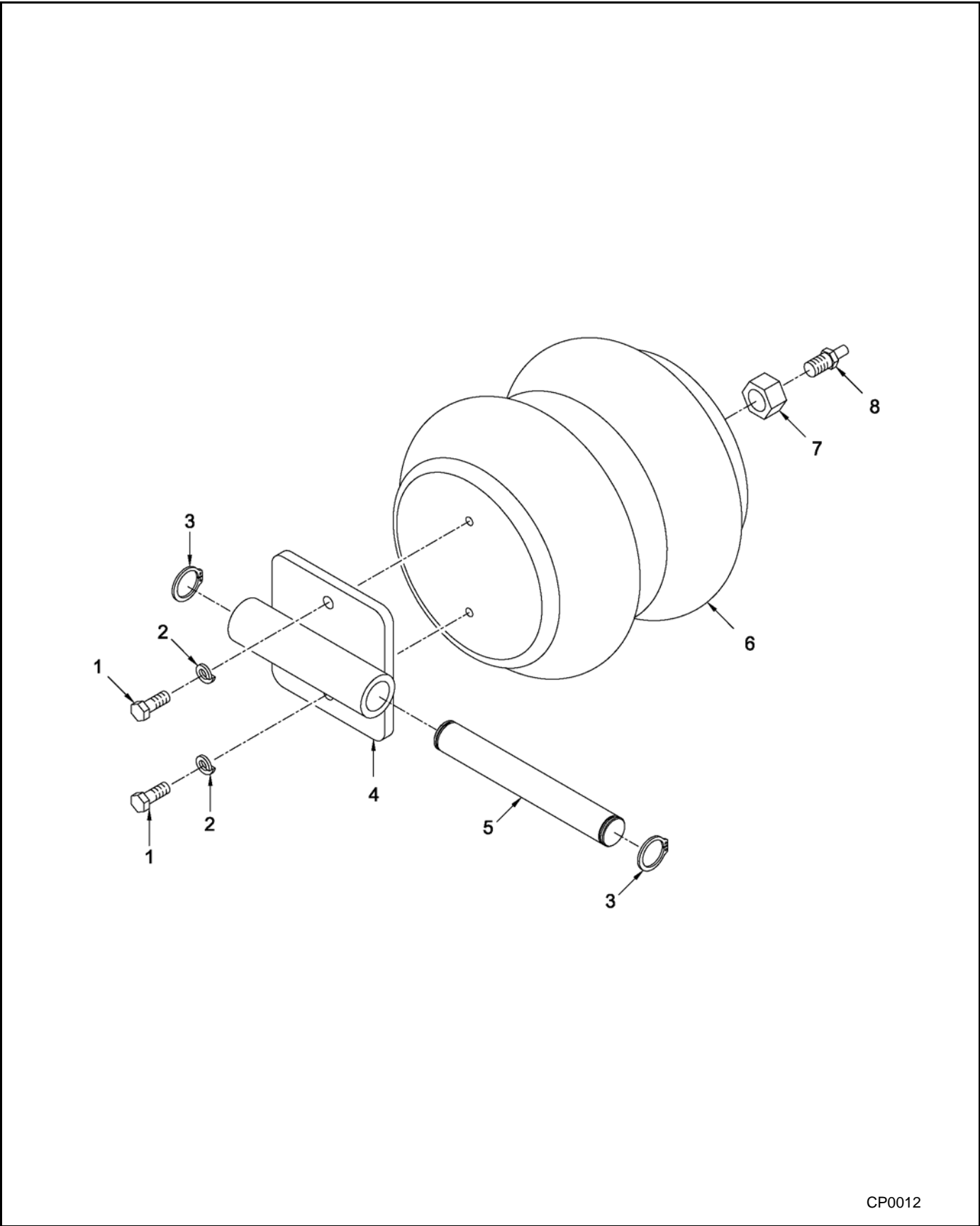
FLEXHAUL 80 & 100 SERIES

Tension Link Assembly (S/N FHS1306005 and After)

(2A-0285)

Ref.	FN	Part Number	Flexhaul Series	Qty.	Description
1		2C-1955		1	LINK, Tension
2		2C-0643		2	BUSHING, 2.500" OD x 0.250" WT x 3.94"
3		2C-0650		1	WASHER, Retaining
4		3F-0011		1	BOLT, Hex Flg., 1" x 1/2"-13 UNC Gr 5
5		2S-0342		1	PIN
6		3F-0015		1	BOLT, Hex, 8" x 1"-8 UNC
7		3F-0014		2	WASHER, 1.062" ID x 2" ID
8		3F-0058		1	BOLT, Hex Flg., 1" x 5/8"-11 UNC Gr 8
9		2A-0509		2	HUB ASSY., Idler, G75-8, See page 80-26
10		3F-0016		1	NUT, 1"-8 UNC Gr 8
11		2C-1957		1	AXLE

Tensioner Assembly



CP0012

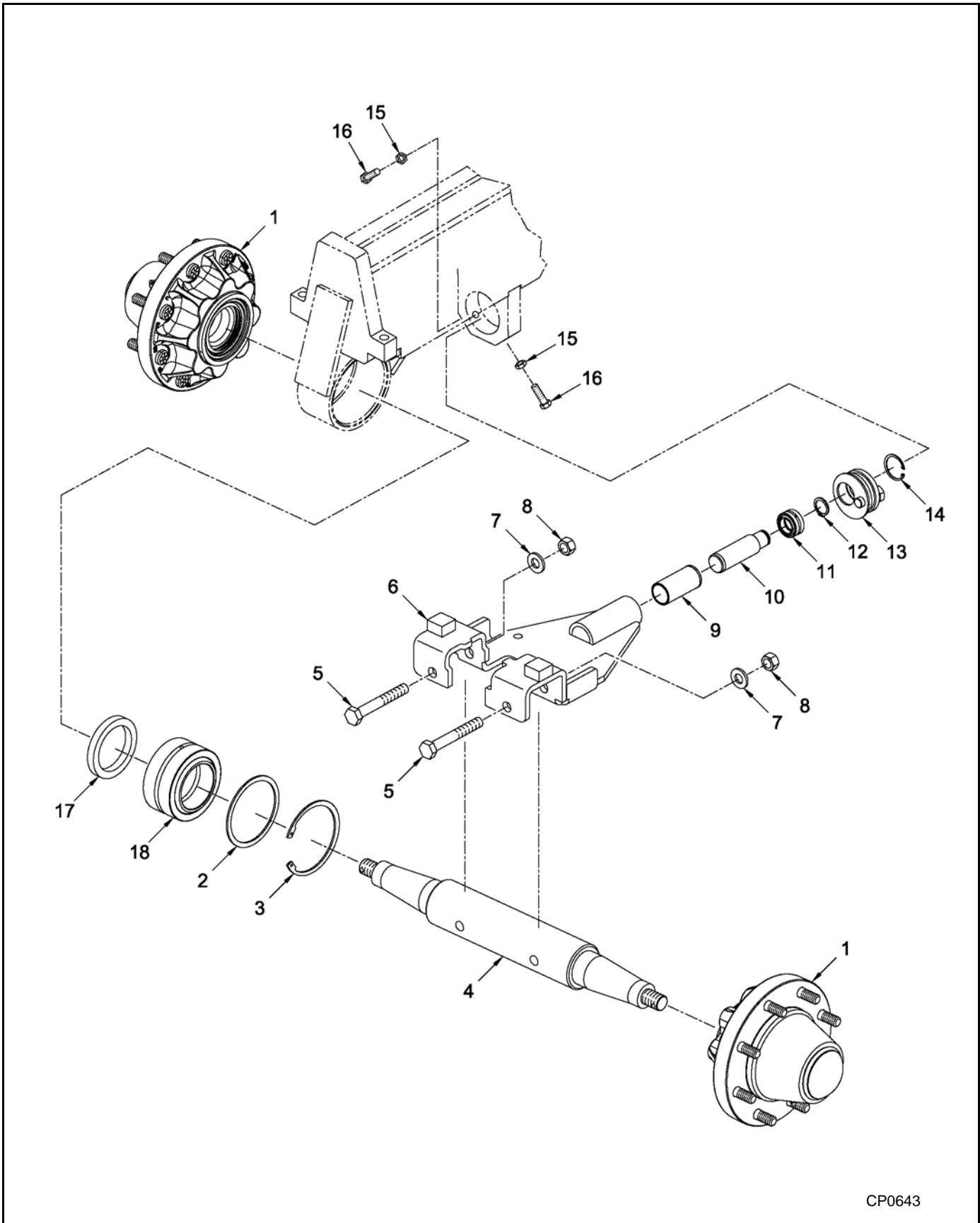
FLEXHAUL 80 & 100 SERIES

Tensioner Assembly

(2A-0289)

Ref.	FN	Part Number	Flexhaul Series	Qty.	Description
1		3F-0020		2	BOLT, 1" x 3/8"-16 UNC
2		3F-0021		2	WASHER, Lock, 3/8"
3		3F-0009		2	RING, Snap Ext.
4		2S-0046		1	BRACKET, Air Bag Mounting
5		2C-0653		1	PIN
6		2M-0035		1	SPRING, Air, 10.3" OD x 8.7"
7		3F-0046		1	NUT, 3/4"-16 UNF
8		2H-0091		1	VALVE, Brass Tank, 1/4" NPT (200 max. psi)

Alignment Assembly



CP0643

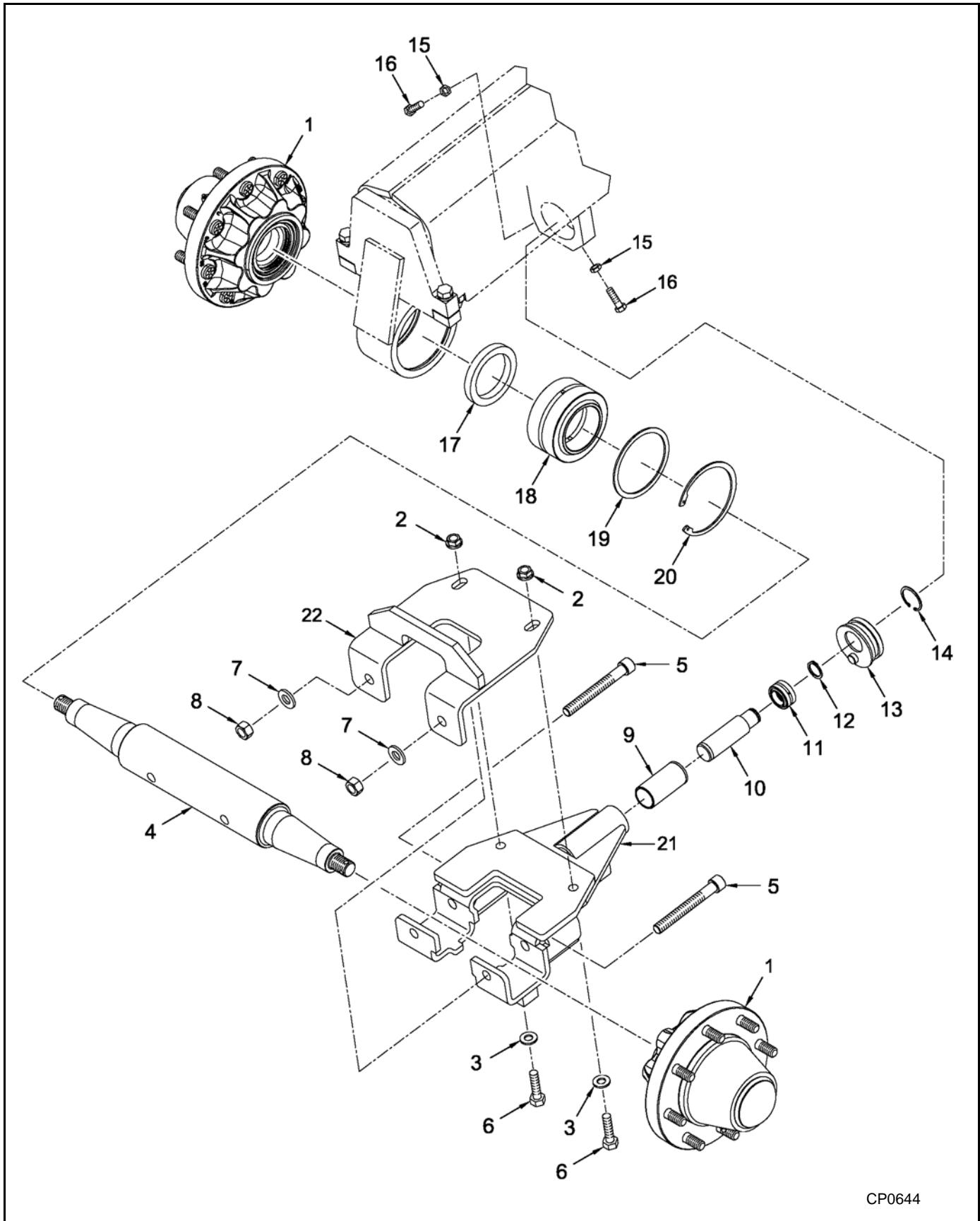
FLEXHAUL 80 & 100 SERIES

Alignment Assembly (S/N FHS1306004 and Earlier)

(2A-0291)

Ref.	FN	Part Number	Flexhaul Series	Qty.	Description
1		2A-0509		2	HUB ASSY., Idler Wheel, G75-8, See page 80-26
2		2C-0655		1	SHIM
3		3F-0022		1	RING, Snap, Int., 5"
4		2C-0656		1	AXLE, Front Idler
5		3F-0023		2	BOLT, 4-1/2" x 5/8"-11 UNC
6		2S-0047		1	FRAME, Alignment
7		3F-0002		2	WASHER, 2-1/32" ID x 1-5/16" OD x 0.146" Thk
8		3F-0024		2	NUT, 5/8"-11 UNC Gr 8
9		2C-0750		1	BUSHING, Alignment
10		2C-0661		1	PIN, Alignment
11		2B-0062		1	BEARING, Plain Spherical, 1" ID x 1.625" OD x 0.875"
12		3F-0009		1	RING, Snap, Ext., 1"
13		2S-0048		1	DISC, Essentric
14		3F-0026		1	RING, Snap, Int., 1-3/4"
15		3F-0028		2	NUT, Jam, 3/8"-16 UNC Gr 8
16		3F-0089		2	BOLT, Hex Head, 1-1/2" x 3/8"-16 Gr 8
17		2C-0654		1	WASHER
18		2B-0065		1	BEARING, Plain Spherical, 3" ID x 4.750" OD x 2.625"

Alignment Assembly



CP0644

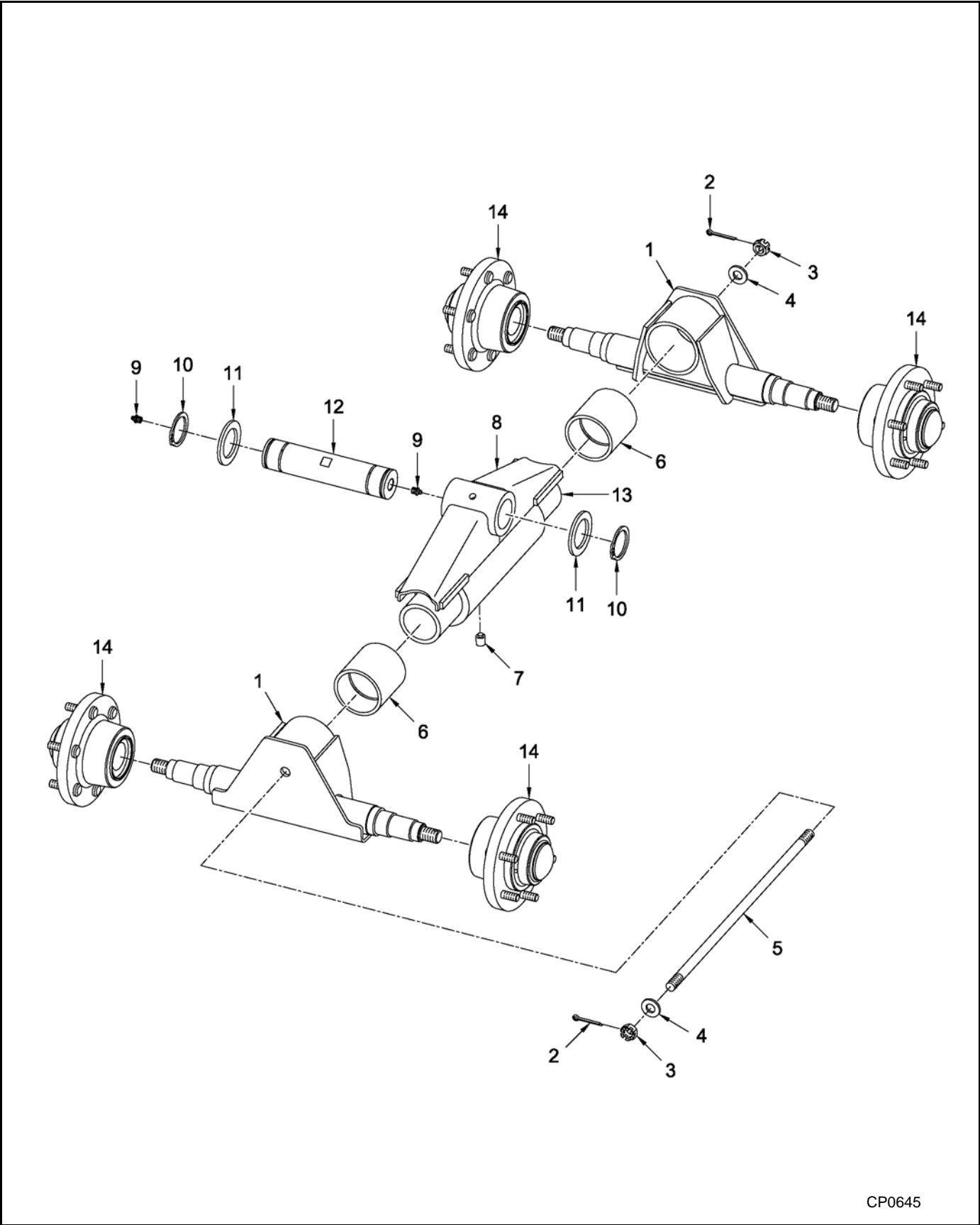
FLEXHAUL 80 & 100 SERIES

Alignment Assembly (S/N FHS1306005 and After)

(2A-0291)

Ref.	FN	Part Number	Flexhaul Series	Qty.	Description
1		2A-0509		2	HUB ASSY., Idler Wheel, G75-8, See page 80-26
2		3F-0086		2	NUT, Hex Flg., 1/2"-13 UNC Gr 8
3		3F-0045		2	WASHER, Flat, 1/2"
4		2C-0656		1	AXLE, Front Idler
5		3F-0109		2	BOLT, 5" x 5/8"-11 UNC
6		3F-0030		2	BOLT, Hex, 2" x 1/2"-13 UNC
7		3F-0002		2	WASHER, 2-1/32" ID x 1-5/16" OD x 0.146" Thk
8		3F-0024		2	NUT, 5/8"-11 UNC Gr 8
9		2C-0750		1	BUSHING, Alignment
10		2C-0661		1	PIN, Alignment
11		2B-0062		1	BEARING, Plain Spherical, 1" ID x 1.625" OD x 0.875"
12		3F-0009		1	RING, Snap, Ext., 1"
13		2S-0048		1	DISC, Essentric
14		3F-0026		1	RING, Snap, Int., 1-3/4"
15		3F-0028		2	NUT, Jam, 3/8"-16 UNC Gr 8
16		3F-0089		2	BOLT, Hex Head, 1-1/2" x 3/8"-16 Gr 8
17		2C-0654		1	WASHER
18		2B-0065		1	BEARING, Plain Spherical, 3" ID x 4.750" OD x 2.625"
19		2C-0655		1	SHIM
20		3F-0050		1	RING, Snap
21		2S-0293		1	BRACKET, Alignment, Lower
22		2S-0294		1	BRACKET, Alignment, Upper

Bogie Assembly - Mid-roller



CP0645

FLEXHAUL 80 & 100 SERIES

Bogie Assembly - Mid-roller

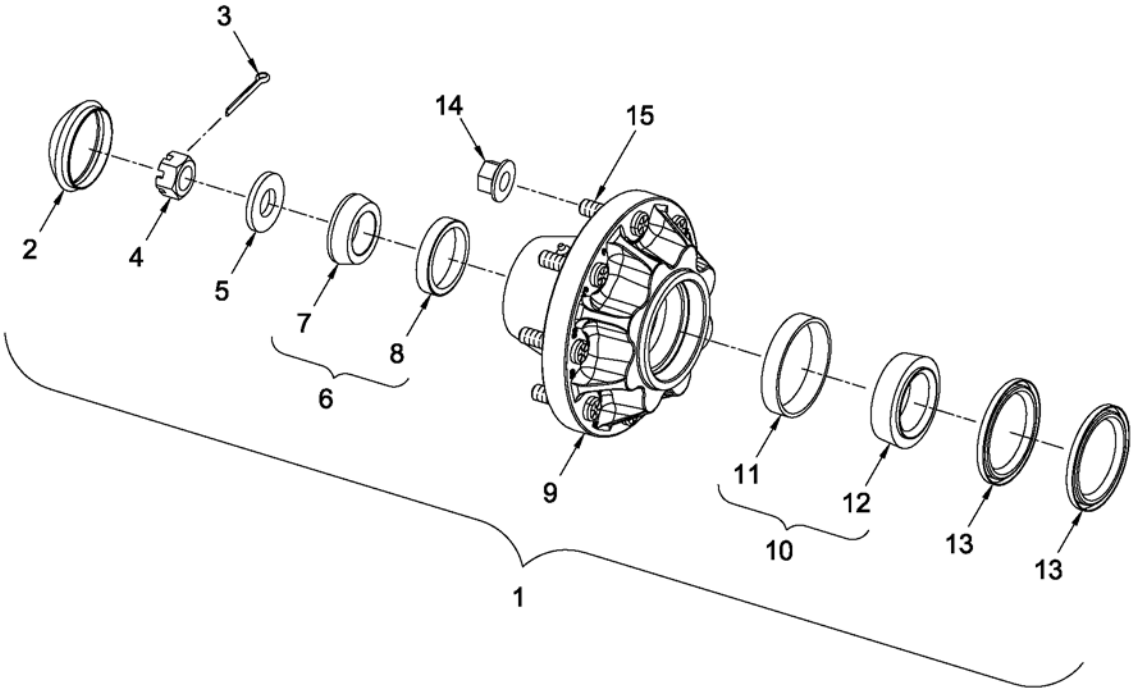
(2A-0494)

Ref.	FN	Part Number	Flexhaul Series	Qty.	Description
1		2S-0321	80-2503	2	DOGHOUSE, Mid-roller
		2S-0321	80-3003	2	DOGHOUSE, Mid-roller
		2S-0050	100-3602	2	DOGHOUSE, Mid-roller
		2S-0050	100-3603	2	DOGHOUSE, Mid-roller
	1	2S-0159	100-3602	2	DOGHOUSE, Mid-roller
	2	2S-0154	100-3602	2	DOGHOUSE, Mid-roller
2		3F-0008		2	PIN, Cotter, 1-1/4" x 5/32"
3		3F-0034		2	NUT, Slotted Hex, 5/8"-11 UNC
4		3F-0002		2	WASHER, 2-1/32" ID x 1-5/16" OD x 0.146" Thk
5		2C-0676	100-3603	1	ROD, Retainer
5		2C-0850		1	ROD, Retainer
6		2C-0675		2	BUSHING
7		3F-0003		1	SCREW, Set, Hex Socket, 3/4" x 1/2"-13 UNC
8		2S-0049	100-3603	1	HOUSING, Bogie
		2S-0104		1	HOUSING, Bogie
9		2H-0090		2	ZERK, Grease
10		3F-0035		2	RING, Snap, Ext. 2"
11		2C-0678		2	WASHER, 3" OD x 2.020" ID x 3/16" Thk
12		2C-0677		1	PIN, Bogie
13		2C-0849	80-2503	1	AXLE, Mid-roller
		2C-0849	80-3003	1	AXLE, Mid-roller
		2C-0849	100-3602	1	AXLE, Mid-roller
		2C-0669	100-3603	1	AXLE, Mid-roller
14		2A-0510		4	HUB ASSY., Mid-roller, See page 80-28

1 - Doyle Long

2 - Doyle Short

Hub Assembly - Idler



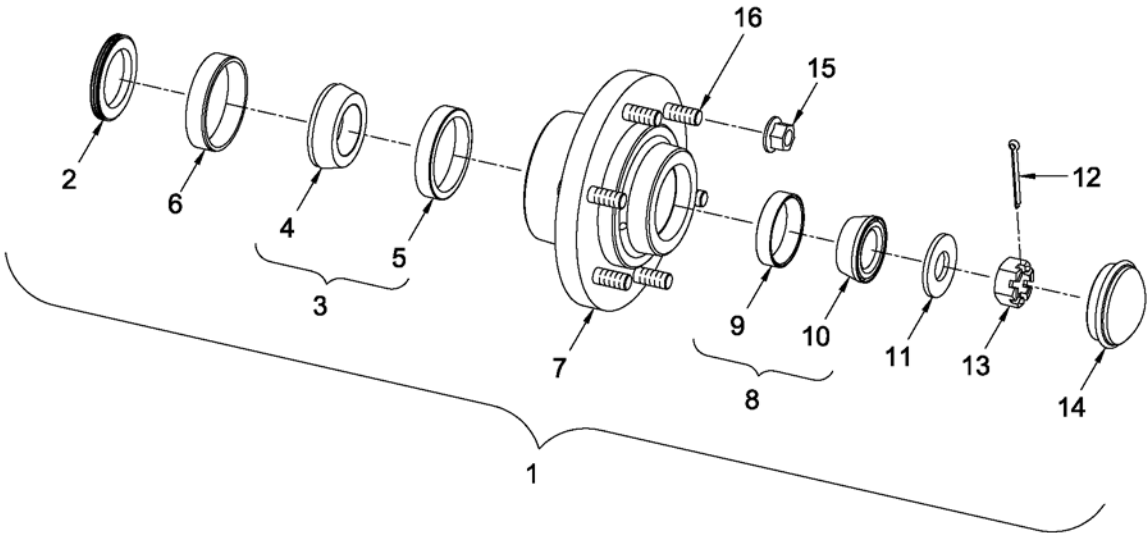
CP0646

FLEXHAUL 80 & 100 SERIES

Hub Assembly - Idler

Ref.	FN	Part Number	Flexhaul Series	Qty.	Description
1		2A-0509		1	HUB ASSY., Idler Wheel, G75-8, Includes items 2 - 15
2		2M-0036		1	CAP, Dust, Large Hub, 3-1/4" OD x 1/8"
3		3F-0007		1	PIN, Cotter, 7/32" x 2-1/4"
4		3F-0049		1	NUT, Castle, 1-1/4"-12
5		3F-0048		1	WASHER, Flat, 1.28" ID x 2.50" OD x 0.13" Thk
6		2A-0512		1	BEARING ASSY., Inner, Includes items 7 & 8
7		NSS		1	CONE, Tapered Roller Bearing, 1.625" ID x 0.78"
8		NSS		1	CUP, Tapered Roller Bearing, 2.891" OD x 0.58"
9		NSS		1	HUB, Idler
10		2A-0513		1	BEARING ASSY., Outer, Includes items 11 & 12
11		NSS		1	CUP, Tapered Roller Bearing, 3.812" ID x 0.625"
12		NSS		1	CONE, Tapered Roller Bearing, 2.250" ID x 0.864"
13		2J-0062		2	SEAL, Wheel
14		2A-0517		UAR	SERVICE SET, Lug Nut, Idler (8 per set)
15		2A-0515		UAR	SERVICE SET, Wheel Stud, Idler (8 per set)

Hub Assembly - Mid-roller



CP0708

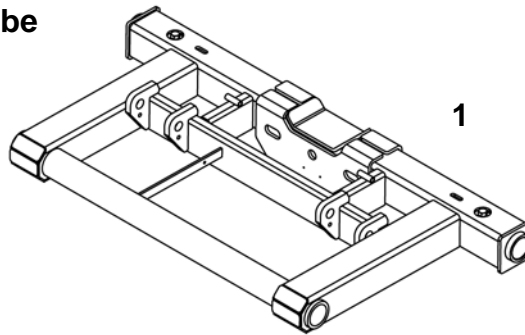
FLEXHAUL 80 & 100 SERIES

Hub Assembly - Mid-roller

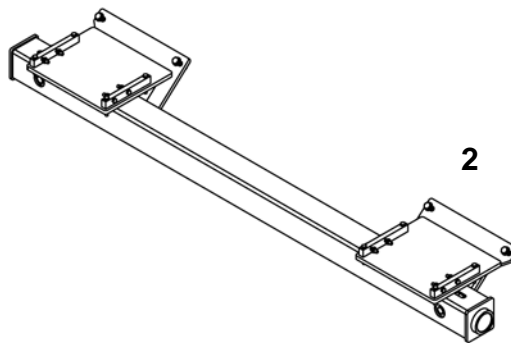
Ref.	FN	Part Number	Flexhaul Series	Qty.	Description
1		2A-0510		1	HUB ASSY., Mid-roller, Includes items 2 - 16
2		2J-0064		1	SEAL, Wheel, Triple Lip, 1.866" ID x 2.835" x 0.299
3		2A-0512		1	BEARING ASSY., 783 Inner, Includes items 4 & 5
4		NSS		1	CONE, Tapered Roller Bearing, 1.625" ID x 0.78"
5		NSS		1	CUP, Tapered Roller Bearing, 2.891" OD x 0.58"
6		2M-0025		1	RING, Wear
7		NSS		1	HUB, Mid-roller
8		2A-0514		1	BEARING ASSY., 783 Outer, Includes items 9 & 10
9		NSS		1	CUP, Tapered Roller Bearing, 2.328" OD x 0.465"
10		NSS		1	CONE, Tapered Roller Bearing, 1.250" ID x 0.660"
11		3F-0031		1	WASHER, 0.94" ID x 2" OD x 0.16" Thk
12		3F-0033		1	PIN, Cotter, 1-3/4" x 5/32"
13		3F-0032		1	NUT, Castle, 7/8"-14 UNF
14		2M-0024		1	CAP, Dust, 2-3/4" OD x 2-7/16"
15		2A-0518		UAR	SERVICE SET, Lug Nut, Mid-roller (6 per set)
16		2A-0516		UAR	SERVICE SET, Wheel Stud, Mid-roller (6 per set)

Axles

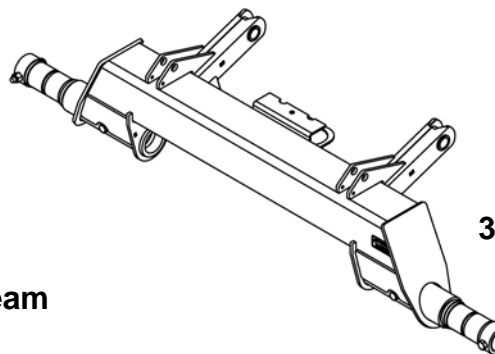
Swing Arm Straight Tube



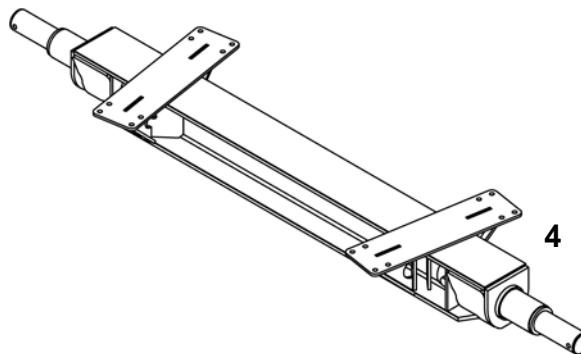
Straight Square Tube Axle



Swing Arm Drop Down Tube



Straight I-Beam



CP0800

FITMENT KITS

Axles

Ref.	FN	Part Number	Flexhaul Series	Track Gauge (in.)	Axle Pin Diameter (in.)	Description
1		2A-0682	30 Series	88	3.5	Swing Arm Straight Tube
		2A-0685	30 Series	88	3.5	Swing Arm Straight Tube
		2A-0686	30 Series	100	3.5	Swing Arm Straight Tube
		2A-0683	30 Series	110	3.5	Swing Arm Straight Tube
		2A-0687	30 Series	110	3.5	Swing Arm Straight Tube
		2A-0688	30 Series	120	3.5	Swing Arm Straight Tube
		2A-0684	30 Series	120	3.5	Swing Arm Straight Tube
2	1	2A-0745	30 Series	122	3.5	Straight Square Tube Axle
	2	2C-1544	30 Series	122	3.5	Straight Square Tube Axle
3		2A-0746	30 Series	88	3.5	Swing Arm Drop Down Tube
		2A-0804	30 Series	120	3.5	Swing Arm Drop Down Tube
		2A-0750	40 Series	88	4.0	Swing Arm Drop Down Tube
		2A-0749	40 Series	88	4.0	Swing Arm Drop Down Tube
		2A-0805	40 Series	120	4.0	Swing Arm Drop Down Tube
		2A-0806	40 Series	120	4.0	Swing Arm Drop Down Tube
4		2A-0684	30 Series	120	3.5	Straight I-Beam Axle
		2C-1420	70 Series	87	4.5	Straight I-Beam Axle
		2C-1554	70 Series	104	4.5	Straight I-Beam Axle
		2C-1575	70 Series	115	4.5	Straight I-Beam Axle
		2A-1030-100	70 Series	123	4.5	Straight I-Beam Axle
		2A-1029-100	70 Series	123	4.5	Straight I-Beam Axle
		2C-1564	70 Series	128	4.5	Straight I-Beam Axle
		2C-1572	100 Series	93	5.5	Straight I-Beam Axle
		2C-1501	100 Series	104	5.5	Straight I-Beam Axle
		2A-0790	100 Series	106	5.5	Straight I-Beam Axle
		2C-1294	100 Series	118	5.5	Straight I-Beam Axle
		2A-1032-100	100 Series	116	5.5	Straight I-Beam Axle

NOTE: Axle illustrations are representative of an axle style. Actual axle configuration may differ slightly from the illustration.

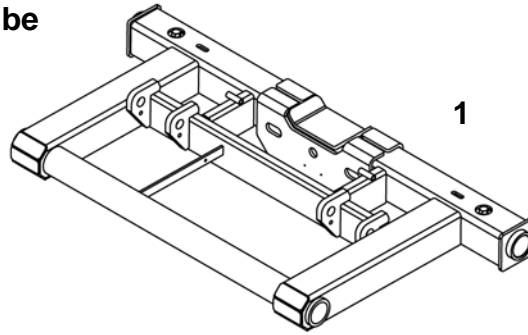
1 - Wide 21.5" mounting pad, machine was originally equipped from CIH for 3rd tire option.

2 - Narrow 12" mounting pad

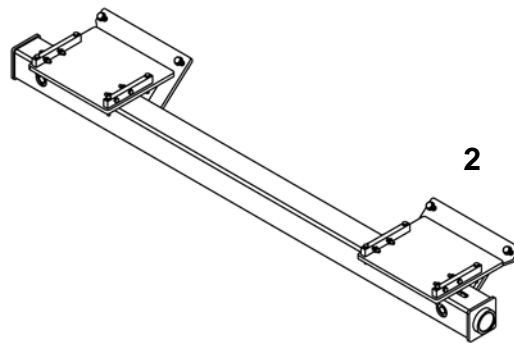
Continued on next page

Axles

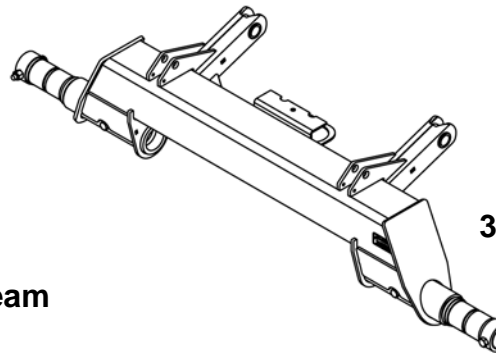
Swing Arm Straight Tube



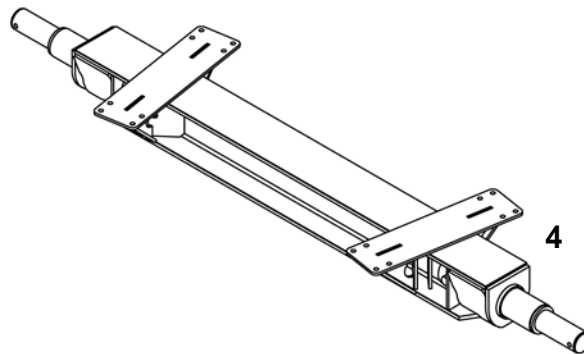
Straight Square Tube Axle



Swing Arm Drop Down Tube



Straight I-Beam



CP0800

FITMENT KITS

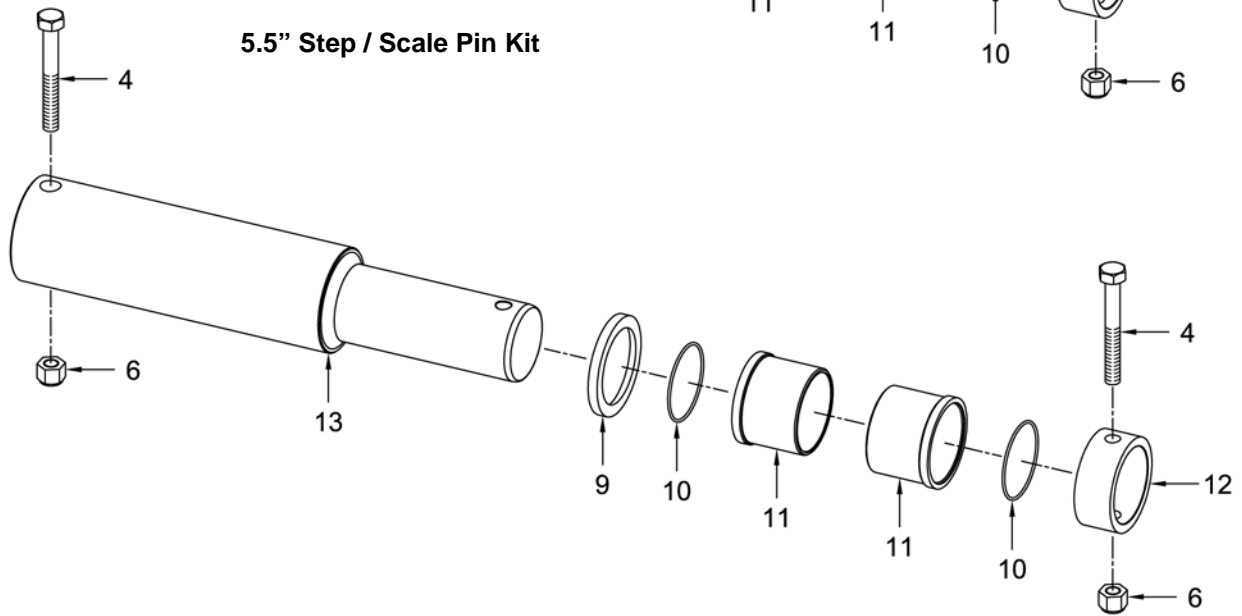
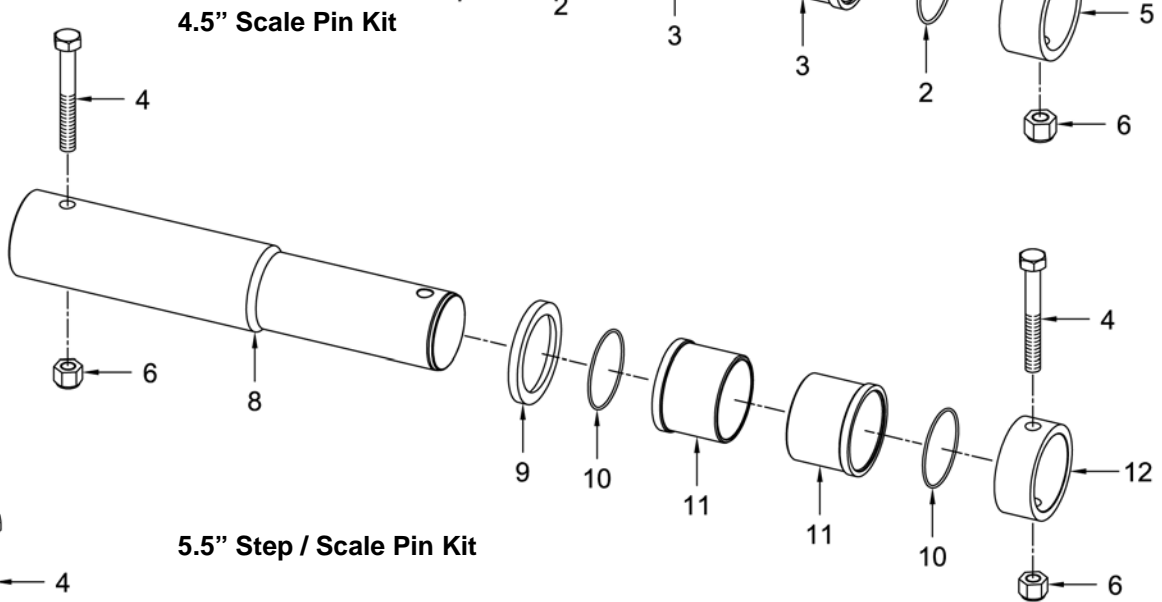
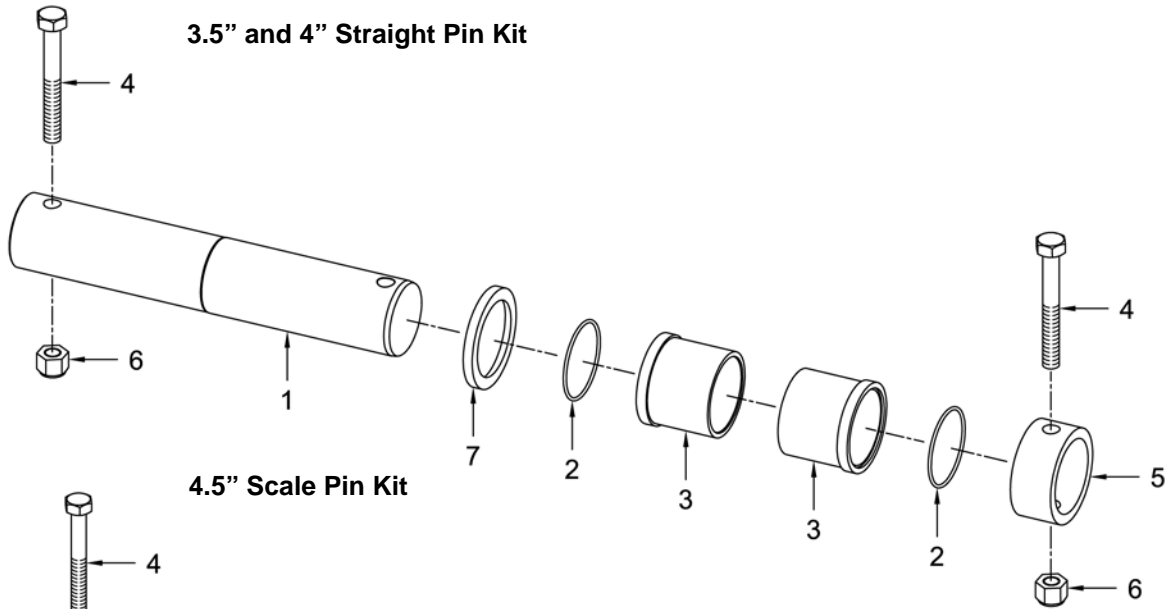
Axles

Ref.	FN	Part Number	Flexhaul Series	Track Gauge (in.)	Axle Pin Diameter (in.)	Description
4	1	2A-0807	100 Series	120	5.5	Straight I-Beam Axle
		2C-1506	100 Series	120	5.5	Straight I-Beam Axle
		2C-1528	100 Series	120	5.5	Straight I-Beam Axle
		2A-1031-100	100 Series	126	5.5	Straight I-Beam Axle
		2C-1205	100 Series	160	5.5	Straight I-Beam Axle
		2C-1522	100 Series	160	5.5	Straight I-Beam Axle

NOTE: Axle illustrations are representative of an axle style. Actual axle configuration may differ slightly from the illustration.

1 - No longer serviced. Replace with p/n 2A-1032 Axle (116" gauge width).

3.5"- 5.5" Pin Kits



CP0634

FITMENT KITS

3.5"- 5.5" Pin Kits

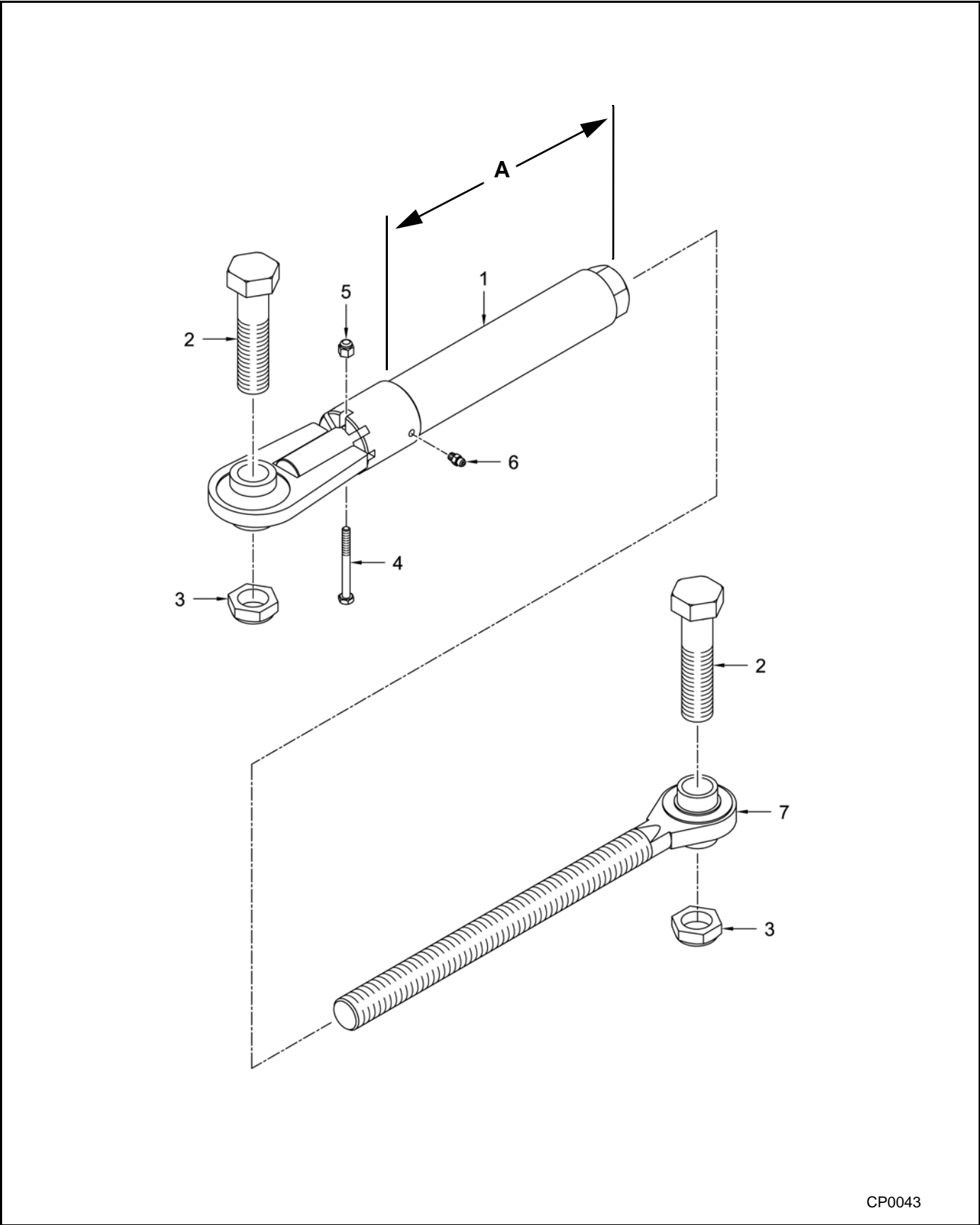
(2A-0454, 2A-0455, 2A-0456, 2A-0495 & 2A-0602)

Ref.	FN	Part Number	Flexhaul Series	Qty.	Description
1	3	2C-0789		1	PIN, Straight, 3.5" x 19"
	4	2C-0680		1	PIN, Straight, 4" x 20.38"
	1,3	2C-0955		1	PIN, Straight, 3.5" x 19" (Special)
	2,3	2C-1167		1	PIN, Straight, 3.5" x 19" (Special)
2	3	2J-0077		2	O-RING, 3.5" x 0.130"
	4	2J-0063		2	O-RING, 4" x 0.130"
3	3	2C-0806		2	BUSHING, Main Pivot, 3.480" OD x 3.150" ID x 1.98"
	4	2C-0618		2	BUSHING, Main Pivot, 4.505" OD x 4.012" x 3.5"
4	3,4	3F-0039		2	BOLT, Hex, 6" x 3/4"-10 UNC Gr 8
	5	3F-0044		2	BOLT, Hex, 7" x 3/4"-10 UNC Gr 8
	6,7	3F-0055		2	BOLT, Hex, 8" x 3/4"-10 UNC Gr 8
5	3	2C-0805		1	COLLAR, Lock, 4.50" OD x 0.500" x 2"
	4	2C-0681		2	COLLAR, 4" Lock, 5" OD x 0.500" x 2"
6	3,4,5	3F-0004		1	NUT, Lock, Nylon, 3/4"-10 Gr 8
	6,7	3F-0054		1	NUT, Lock, Nylon, 1"-8 Gr 8
7	2,3	2C-1175		1	RING, Shoulder
8	5	2C-0710		1	PIN, Scale, 4.5" x 23.50"
9		2C-0711		2	RING, Shoulder, 5.25" OD x 0.62" x 0.50"
10		2J-0063		2	O-RING, 4-1/8" OD x 1/8"
11		2C-0618		2	BUSHING, Main Pivot, 4.505" OD x 4.012" ID x 3.5"
12		2C-0681		1	COLLAR, 4" Lock, 5" OD x 0.500" x 2"
13	6	2C-0906		1	PIN, Step
	7	2C-1205		1	PIN, Scale

NOTE: Actual Fitment Kits from the factory include 2 pins and associated hardware.

- 1 - Orthman Configuration
- 2 - Hardi Configuration
- 3 - 3.5" Straight Pin Kit
- 4 - 4" Straight Pin Kit
- 5 - 4.5" Step Pin Kit
- 6 - 5.5" Step Pin Kit
- 7 - 5.5" Scale Pin Kit

6"- 24" Stabilizer Assemblies



CP0043

FITMENT KITS

6"- 24" Stabilizer Assemblies

(2A-0584, 2A-0585 & 2A-0587)

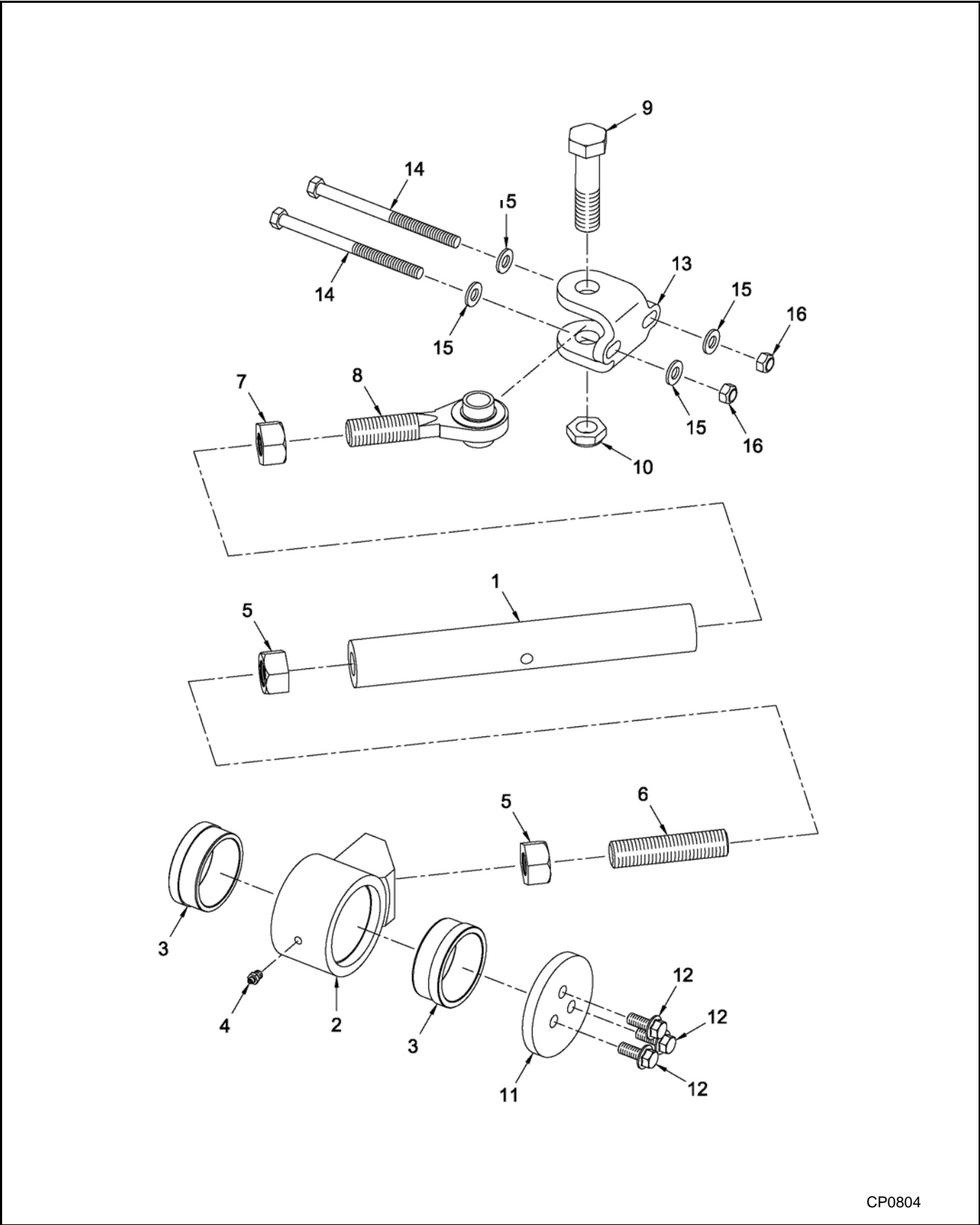
Ref.	FN	Part Number	Flexhaul Series	Qty.	Description
1		2A-0529		1	TURNBUCKLE, 6" (Dimension A = 6")
		2A-0583		1	TURNBUCKLE, 9" (Dimension A = 9")
		2A-0300		1	TURNBUCKLE, 11" (Dimension A = 11")
		2A-0437		1	TURNBUCKLE, 18" (Dimension A = 18")
		2A-0606		1	TURNBUCKLE, 21" (Dimension A = 21")
		2A-0589		1	TURNBUCKLE, 24" (Dimension A = 24")
2		3F-0040		2	BOLT, Hex, 4" x 1"-4 UNC Gr 8
3		3F-0041		2	NUT, Jam, 1"-14 UNC Gr. 8
4		3F-0042		1	BOLT, Hex, 2-3/4" x 1/4"-20 UNC Gr 8
5		3F-0043		1	NUT, Hex, Nylon, 1-1/4"-20 UNC Gr 8
6		96746854		1	FITTING, Grease, 1/4"-28 BSPT
7	1	2C-1003		2	LINK, Threaded
	2	2M-0027		2	LINK, Threaded

Note: A Flexhaul undercarriage system uses multiple turnbuckle assemblies to limit undercarriage rotation and to help spread the twisting loads around the pin and back into the center axle. Correct adjustments are critical to proper operation and to maintain track alignment. Make sure to reference your Owner's Manual for proper adjust procedures.

1 - Used with 6" Turnbuckle

2 - Used with 9" - 24" Turnbuckles

Hardi Brace Stabilizer Assemblies



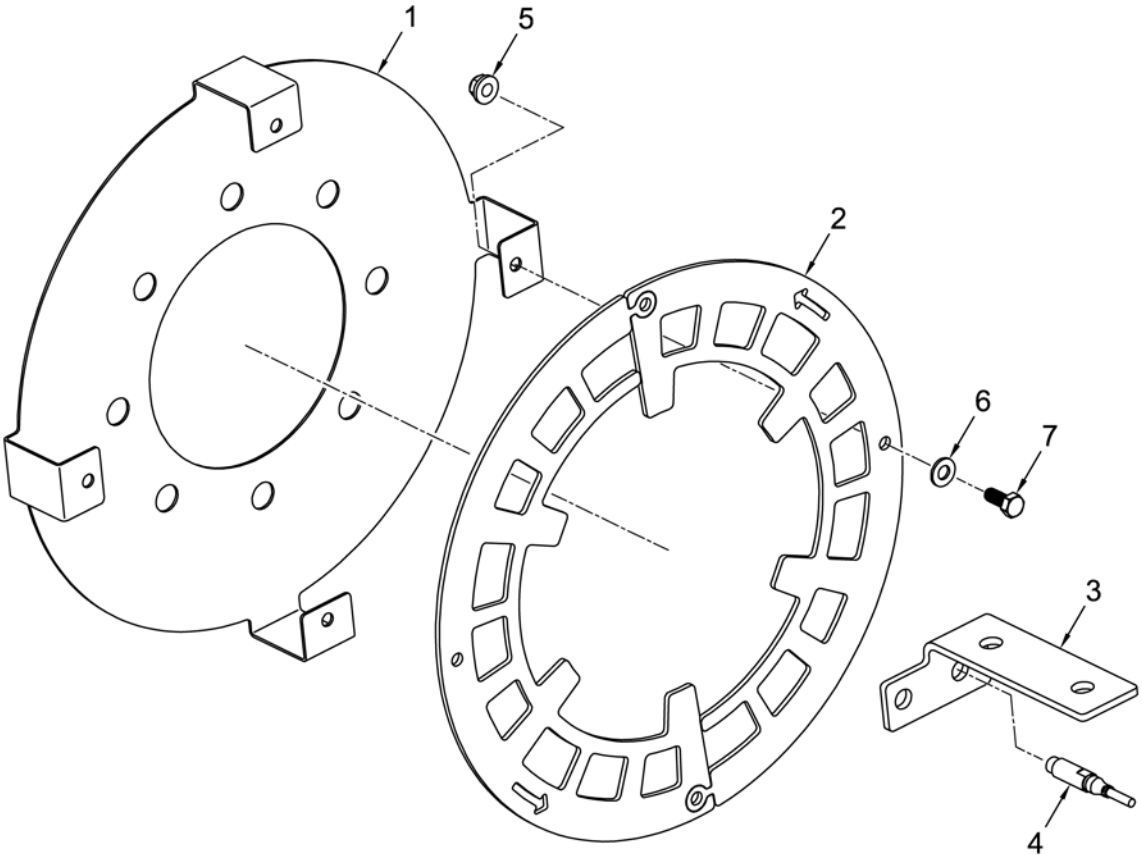
CP0804

FITMENT KITS

Hardi Brace Stabilizer Kit

(2A-0766 & 2A-0758)

Ref.	FN	Part Number	Flexhaul Series	Qty.	Description
1		2C-1514		1	TUBE, Brace
2		2C-1510		1	BRACE, Axle Housing
3		2C-0962		2	BUSHING, Step
4		2H-0060		1	FITTING, Grease, 1/8"-7 PTF
5		3F-0074		2	SCREW, Hex, 1-1/8"-7
6		2C-1513		1	ROD, Threaded
7		3F-0073		1	SCREW, Hex, 1-18"-7
8		2C-1515		1	LINK, Threaded
9		3F-0040		8	BOLT, Hex, 4" x 1"-14 UNC Gr 8
10		3F-0041		8	NUT, Jam, 1"-14 UNC Gr 8
11		2C-1132		2	PLATE, End
12		2F-0001		6	BOLT, Hex Flg., M12 x 30, CI 10.9
13		2C-1166		2	BRACKET, Brace
14		3F-0052		4	BOLT, Hex, 7" x 1/2"-20 UNF Gr 8
15		3F-0045		8	WASHER, 1/2"
16		3F-0057		4	NUT, Lock, 1/2"-20 UNF



CP0445

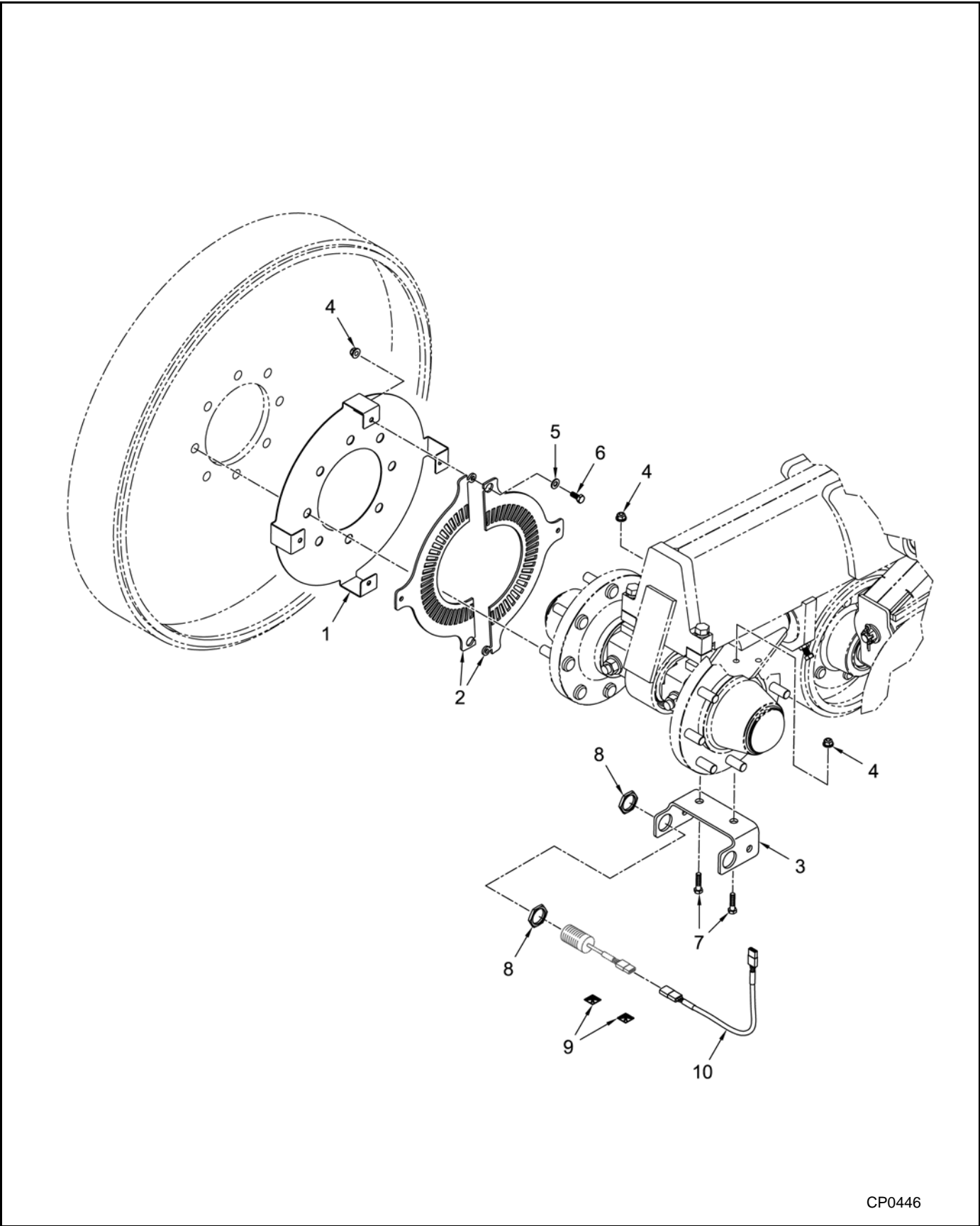
SPEED SENSOR KIT

Hardi Sprayer Products

(2A-0503)

Ref.	FN	Part Number	Flexhaul Series	Qty.	Description
1		2C-0974		1	BRACKET, Mounting, Speed Ring
2		2C-0975		2	RING, Speed
3		2C-0976		1	BRACKET, Speed Sensor
4		2M-0043		1	SENSOR, Speed
5		3F-0061		4	WASHER, Flat, 5/16" Gr 9
6		3F-0062		4	NUT, Lock, Flanged, Gr G
7		3F-0063		4	BOLT, Hex

NOTE: To replace the Speed Sensor electronics see your planter equipment dealer.



CP0446

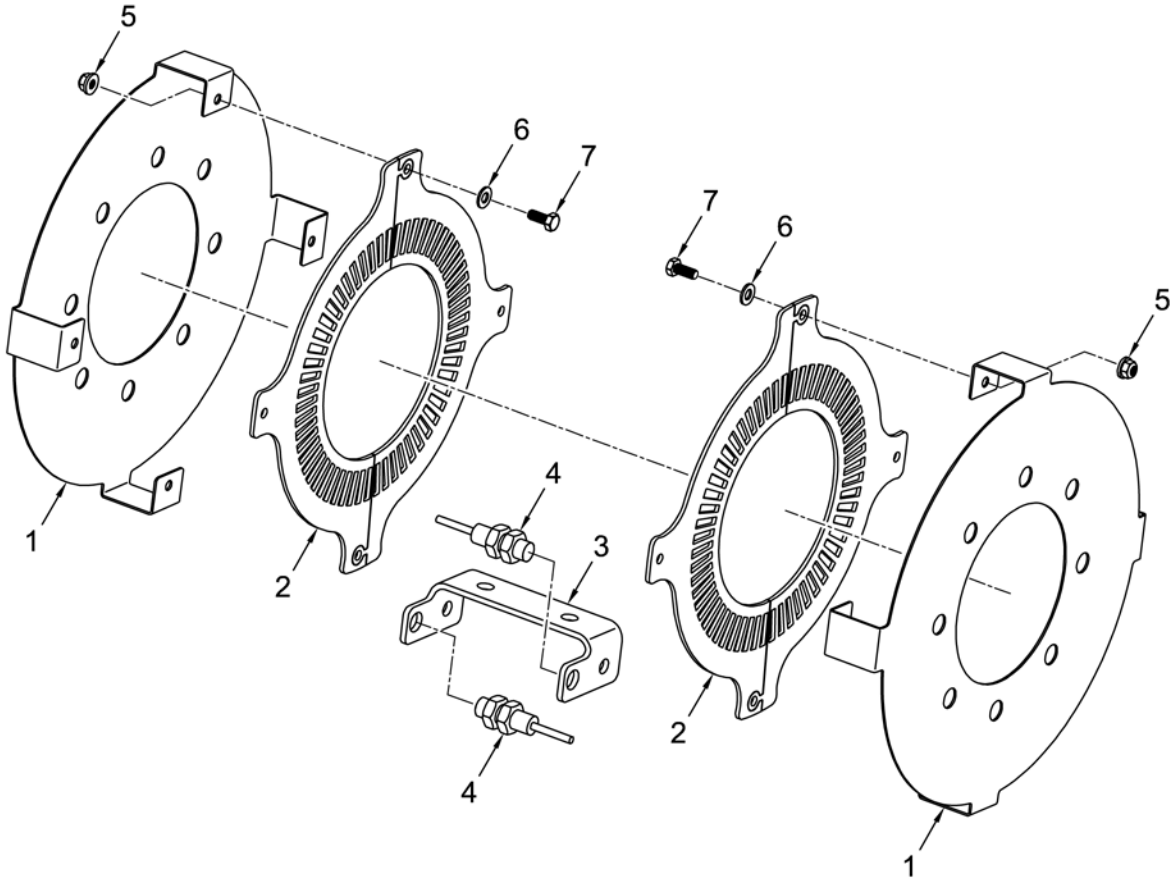
SPEED SENSOR KIT

John Deere DB Planter Products

(2A-0638)

Ref.	FN	Part Number	Flexhaul Series	Qty.	Description
1		2C-0974		1	BRACKET, Mounting, Speed Ring
2		2C-1201		2	RING, Speed
3		2C-1275		1	BRACKET, Speed Sensor
4		3F-0061		6	NUT, Lock, Flanged, Nylon, Gr G
5		3F-0062		4	WASHER, Flat, 5/16" Gr 9
6		3F-0063		4	BOLT, Hex
7		3F-0100		2	BOLT, Hex, 5/16"-18 x 1-1/4" Gr 8
8		2M-0148		2	NUT, Hex
9		2M-0044		2	HOLDER, Cable Tie, Adhesive
10		2A-1013		1	CABLE, Speed Sensor

NOTE: To replace the Speed Sensor electronics see your planter equipment dealer.



CP0447

SPEED SENSOR KIT

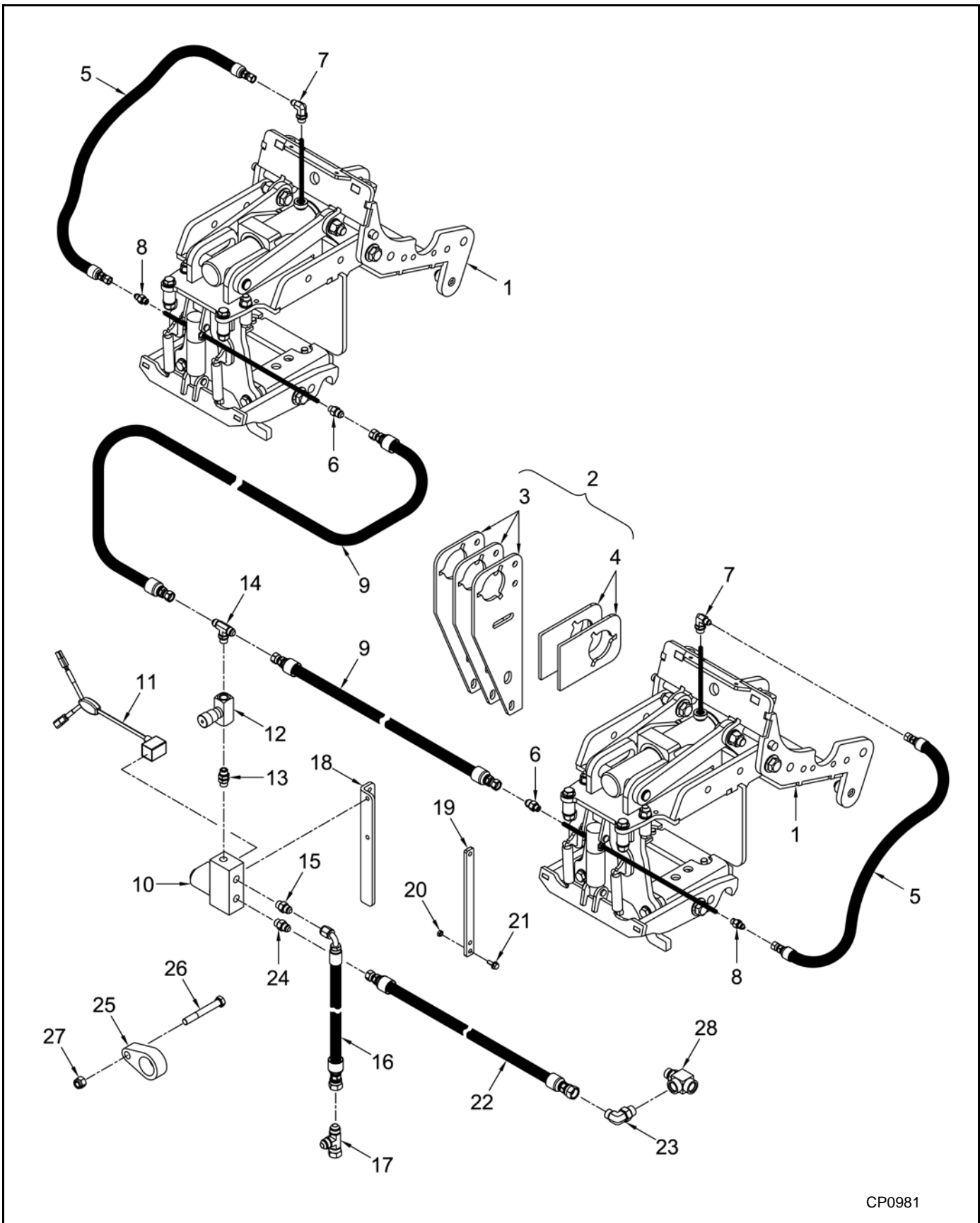
CNH / IH Planter Products

(2A-0599)

Ref.	FN	Part Number	Flexhaul Series	Qty.	Description
1		2C-0974		2	BRACKET, Mounting, Speed Ring
2		2C-1201		4	RING, Speed
3		2C-1202		1	BRACKET, Speed Sensor
4		2M-0052		2	SENSOR, Speed
5		3F-0061		8	NUT, Lock, Flanged, Nylon, Gr G
6		3F-0062		8	WASHER, Flat, 5/16" Gr 9
7		3F-0063		8	BOLT, Hex

NOTE: To replace the Speed Sensor electronics see your planter equipment dealer.

DB44 - 2 Unit Row Lift Kit



CP0981

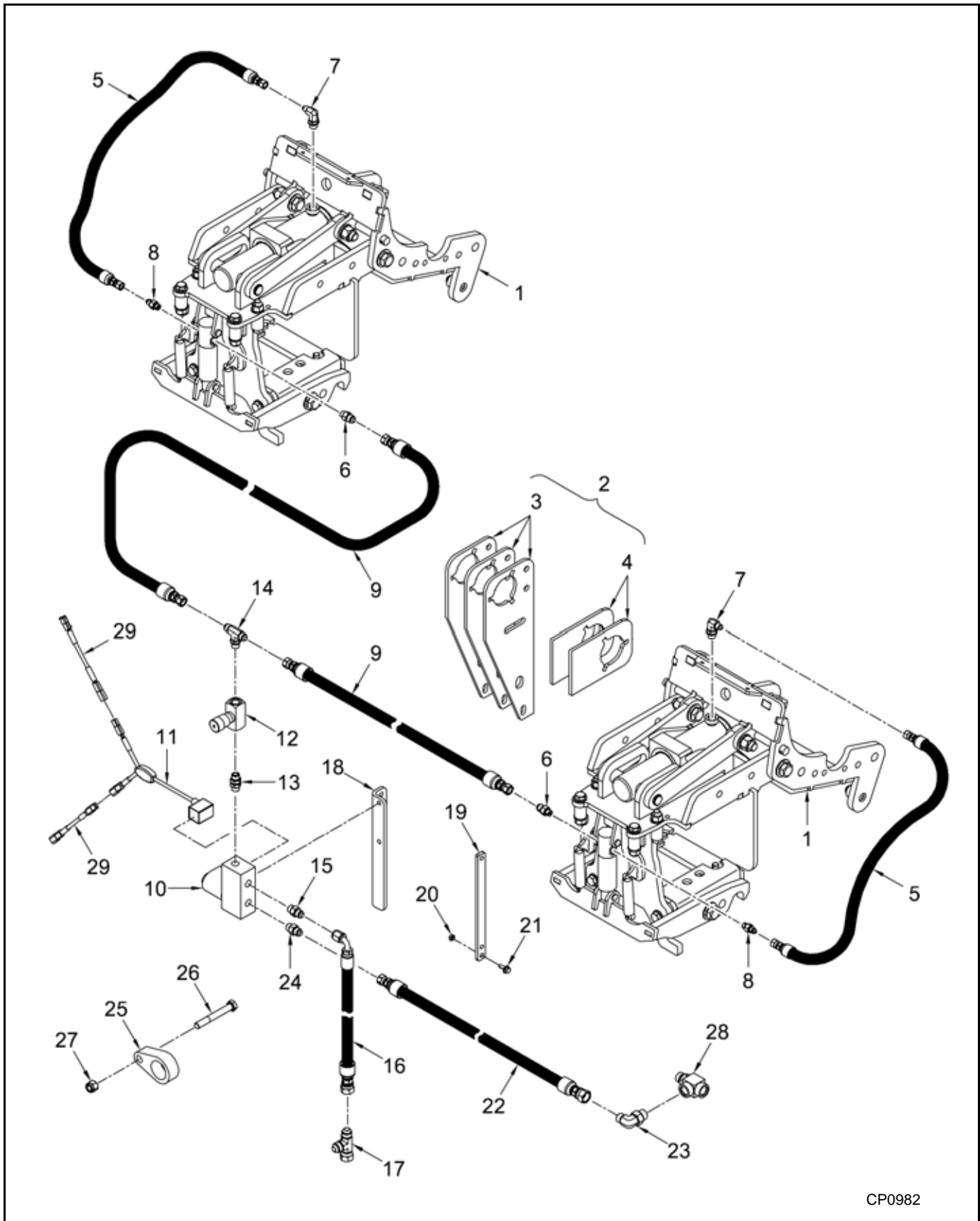
PLANTER SPACER OR ROW LIFT KIT

DB44 - 2 Unit Row Lift Kit (2013 and Earlier)

(2A-0642)

Ref.	FN	Part Number	Flexhaul Series	Qty.	Description
1		2A-0235		2	LIFTING UNIT, Row, See page 103-20
2		2A-0653		1	KIT, Drive Modification, Includes items 3 & 4
3		2C-1298		8	SUPPORT, Upper Drive
4		2C-1299		4	BRACKET, Upper Drive
		2A-0971		1	KIT, Accessories, Includes items 5 - 27
5		2H-0123		2	HOSE, #4 JIG 37 female straight
6		2H-0140		2	ADAPTER, Straight, JIC #37 x Orb #4
7		2H-0136		2	ELBOW, 90°
8		2H-0125		2	ADAPTER, Straight, JIC 37 x Orb #4
9		2H-0134		2	HOSE, Hydraulic Lift, Supply
10		2H-0133		1	VALVE, Hydraulic Lift, Check & Dump
11		2A-0739		1	CABLE, Electrical, DB Planter
12		2H-0153		1	CONTROL, Flow
13		2H-0158		1	ADAPTER, Straight
14		2H-0131		1	TEE, 3/8" male 37° flare x 3/8" male 37° flare
15		2H-0130		1	ADAPTER, Straight
16		2H-0137		1	HOSE, Hydraulic, Supply, #6 37° female straight
17		2H-0129		1	TEE, 1/2" swivel x 3/8" 37° flare male
18		2C-1421		1	BRACKET, Valve
19		2C-1256		1	BRACKET, Switch
20		2F-0170		2	NUT, Hex, M6 x 1
21		761301665		2	BOLT, Hex Flg., M6 x 1
22		2H-0198		1	HOSE, Hydraulic, Return, #6 orfs female straight
23		2H-0197		1	ELBOW, 90°, M8 orb x 8 orfs
24		2H-0196		1	ADAPTER, Straight, M6 orb x 6 orfs
25		2C-1666		2	SPACER, Cylinder Pin
26		2F-0071		2	BOLT, Hex
27		2F-0094		2	NUT, Hex
28		2H-0164		1	ADAPTER, Tee, M 8 x 8 x 8 orb run

DB44 - 2 Unit Row Lift Kit



CP0982

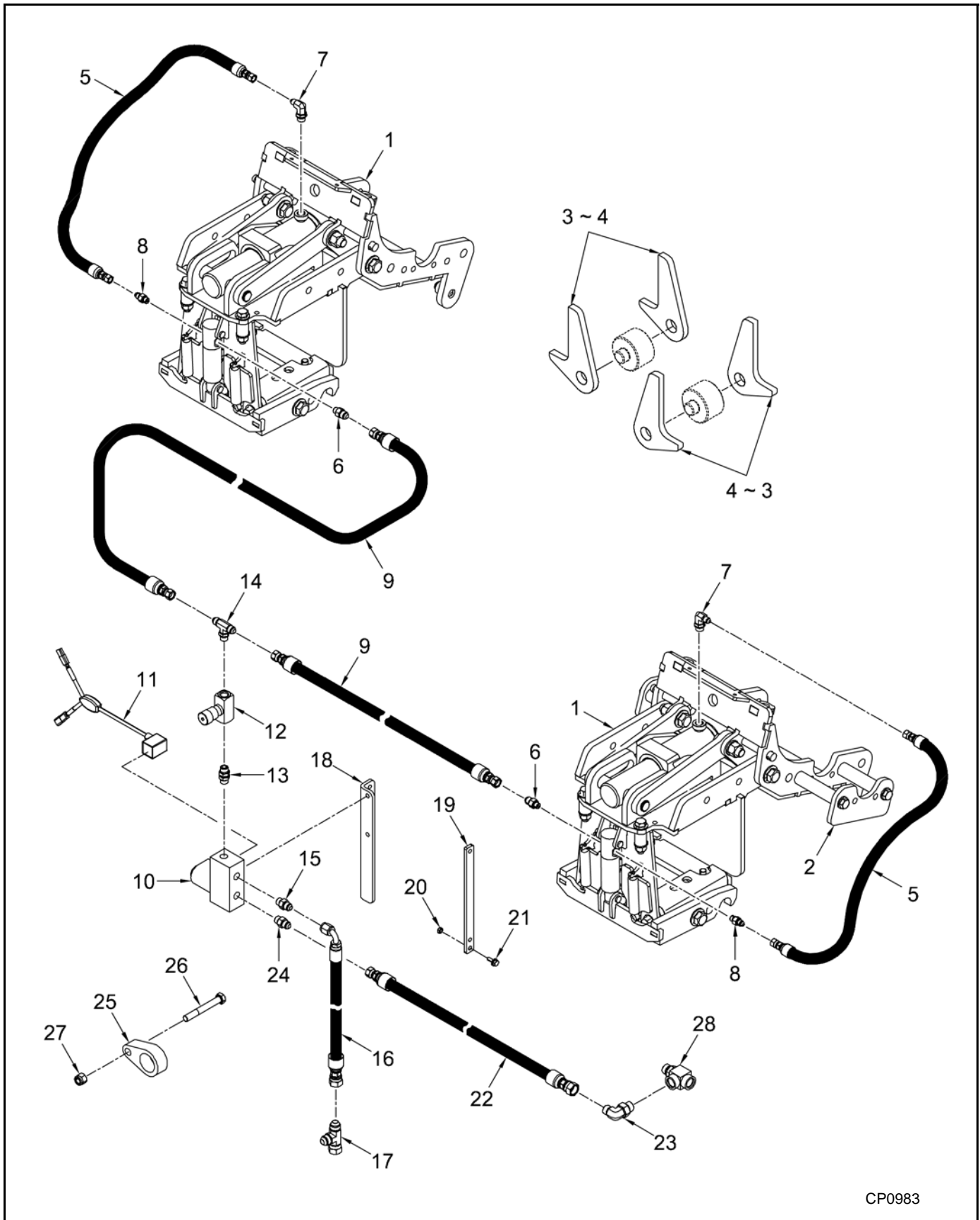
PLANTER SPACER OR ROW LIFT KIT

DB44 - 2 Unit Row Lift Kit
(2014 and After)

(2A-0642)

Ref.	FN	Part Number	Flexhaul Series	Qty.	Description
1		2A-0235		2	LIFTING UNIT, Row, See page 103-20
2		2A-0653		1	KIT, Drive Modification, Includes items 3 & 4
3		2C-1298		8	SUPPORT, Upper Drive
4		2C-1299		4	BRACKET, Upper Drive
		2A-0971		1	KIT, Accessories, Includes items 5 - 27
5		2H-0123		2	HOSE, #4 JIG 37 female straight
6		2H-0140		2	ADAPTER, Straight, JIC #37 x Orb #4
7		2H-0136		2	ELBOW, 90°
8		2H-0125		2	ADAPTER, Straight, JIC 37 x Orb #4
9		2H-0134		2	HOSE, Hydraulic Lift, Supply
10		2H-0133		1	VALVE, Hydraulic Lift, Check & Dump
11		2A-0739		1	CABLE, Electrical, DB Planter
12		2H-0153		1	CONTROL, Flow
13		2H-0158		1	ADAPTER, Straight
14		2H-0131		1	TEE, 3/8" male 37° flare x 3/8" male 37° flare
15		2H-0130		1	ADAPTER, Straight
16		2H-0137		1	HOSE, Hydraulic, Supply, #6 37° female straight
17		2H-0129		1	TEE, 1/2" swivel x 3/8" 37° flare male
18		2C-1421		1	BRACKET, Valve
19		2C-1256		1	BRACKET, Switch
20		2F-0170		2	NUT, Hex, M6 x 1
21		761301665		2	BOLT, Hex Flg., M6 x 1
22		2H-0198		1	HOSE, Hydraulic, Return, #6 orfs female straight
23		2H-0197		1	ELBOW, 90°, M8 orb x 8 orfs
24		2H-0196		1	ADAPTER, Straight, M6 orb x 6 orfs
25		2C-1666		2	SPACER, Cylinder Pin
26		2F-0071		2	BOLT, Hex
27		2F-0094		2	NUT, Hex
28		2H-0164		1	ADAPTER, Tee, M8 orb x 8 orb x 8 orb run
29		2A-1039		1	HARNESS, Adapter

DB60 - 2 Unit Row Lift Kit



CP0983

PLANTER SPACER OR ROW LIFT KIT

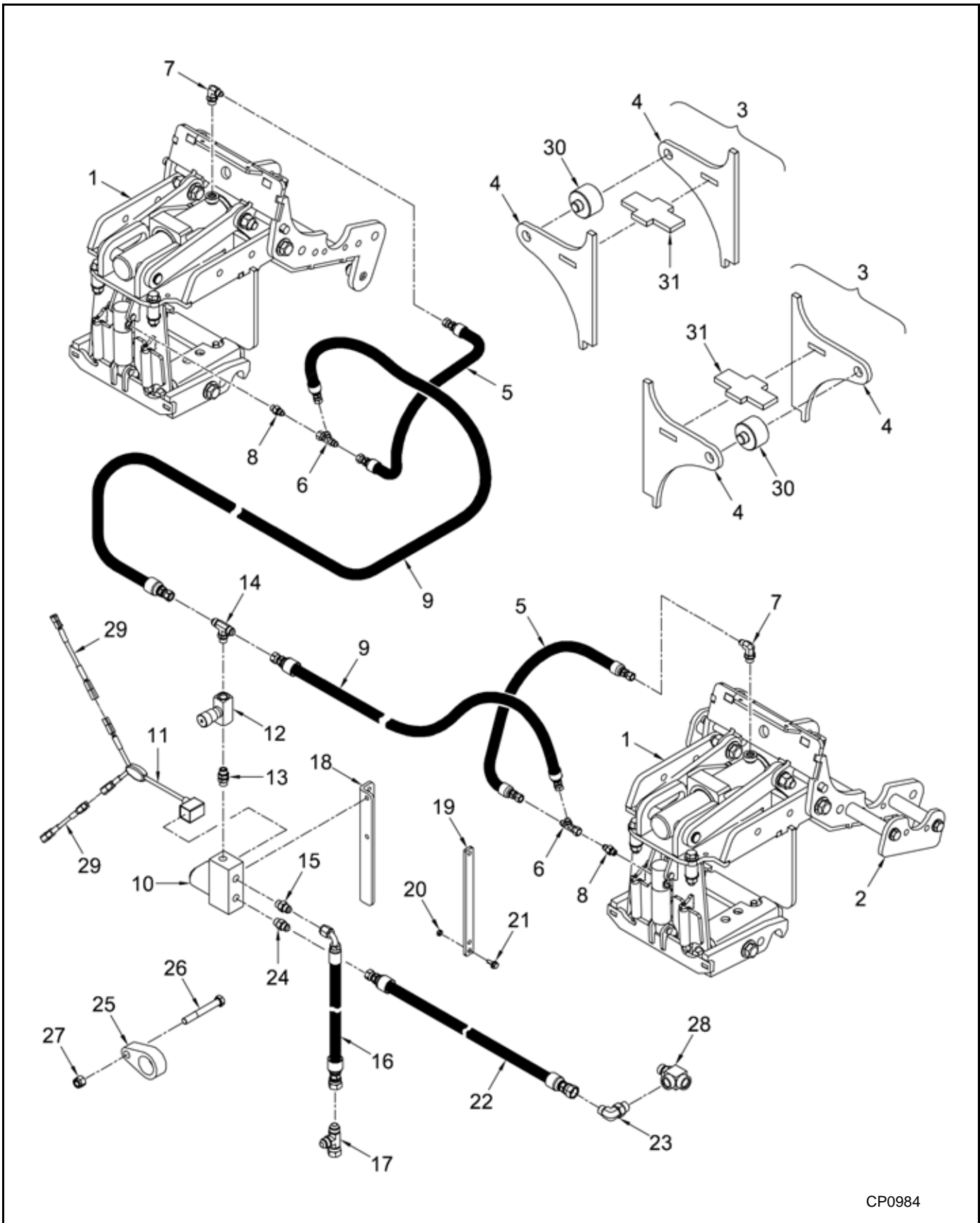
DB60 - 2 Unit Row Lift Kit (2013 and Earlier)

(2A-0643 & 2A-0644)

Ref.	FN	Part Number	Flexhaul Series	Qty.	Description
1		2A-0234		2	LIFTING UNIT, Row, See page 103-22
2		2A-0652		1	KIT, Offset Drive Bearing, See page 103-24
3	1	2A-0650		1	KIT, Roller Modification, Includes 4
4		2C-1312		4	BRACKET, Roller Support
		2A-0971		1	KIT, Accessories, Includes items 5 - 27
5		2H-0123		2	HOSE, #4 JIG 37 female straight
6		2H-0140		2	ADAPTER, Straight, JIC #37 x Orb #4
7		2H-0136		2	ELBOW, 90°
8		2H-0125		2	ADAPTER, Straight, JIC 37 x Orb #4
9		2H-0134		2	HOSE, Hydraulic Lift, Supply
10		2H-0133		1	VALVE, Hydraulic Lift, Check & Dump
11		2A-0739		1	CABLE, Electrical, DB Planter
12		2H-0153		1	CONTROL, Flow
13		2H-0158		1	ADAPTER, Straight
14		2H-0131		1	TEE, 3/8" male 37° flare x 3/8" male 37° flare
15		2H-0130		1	ADAPTER, Straight
16		2H-0137		1	HOSE, Hydraulic, Supply, #6 37° female straight
17		2H-0129		1	TEE, 1/2" swivel x 3/8" 37° flare male
18		2C-1421		1	BRACKET, Valve
19		2C-1256		1	BRACKET, Switch
20		2F-0170		2	NUT, Hex, M6 x 1
21		761301665		2	BOLT, Hex Flg., M6 x 1
22		2H-0198		1	HOSE, Hydraulic, Return, #6 orfs female straight
23		2H-0197		1	ELBOW, 90°, M8 orb x 6 orfs
24		2H-0196		1	ADAPTER, Straight, M6 orb x 6 orb
25		2C-1666		2	SPACER, Cylinder Pin
26		2F-0071		2	BOLT, Hex
27		2F-0094		2	NUT, Hex
28		2H-0164		1	ADAPTER, Tee, M8 orb x 8 orb x 8 orb run

1 - Roller Kit needed for 20" row spacing only.

DB60 - 2 Unit Row Lift Kit



CP0984

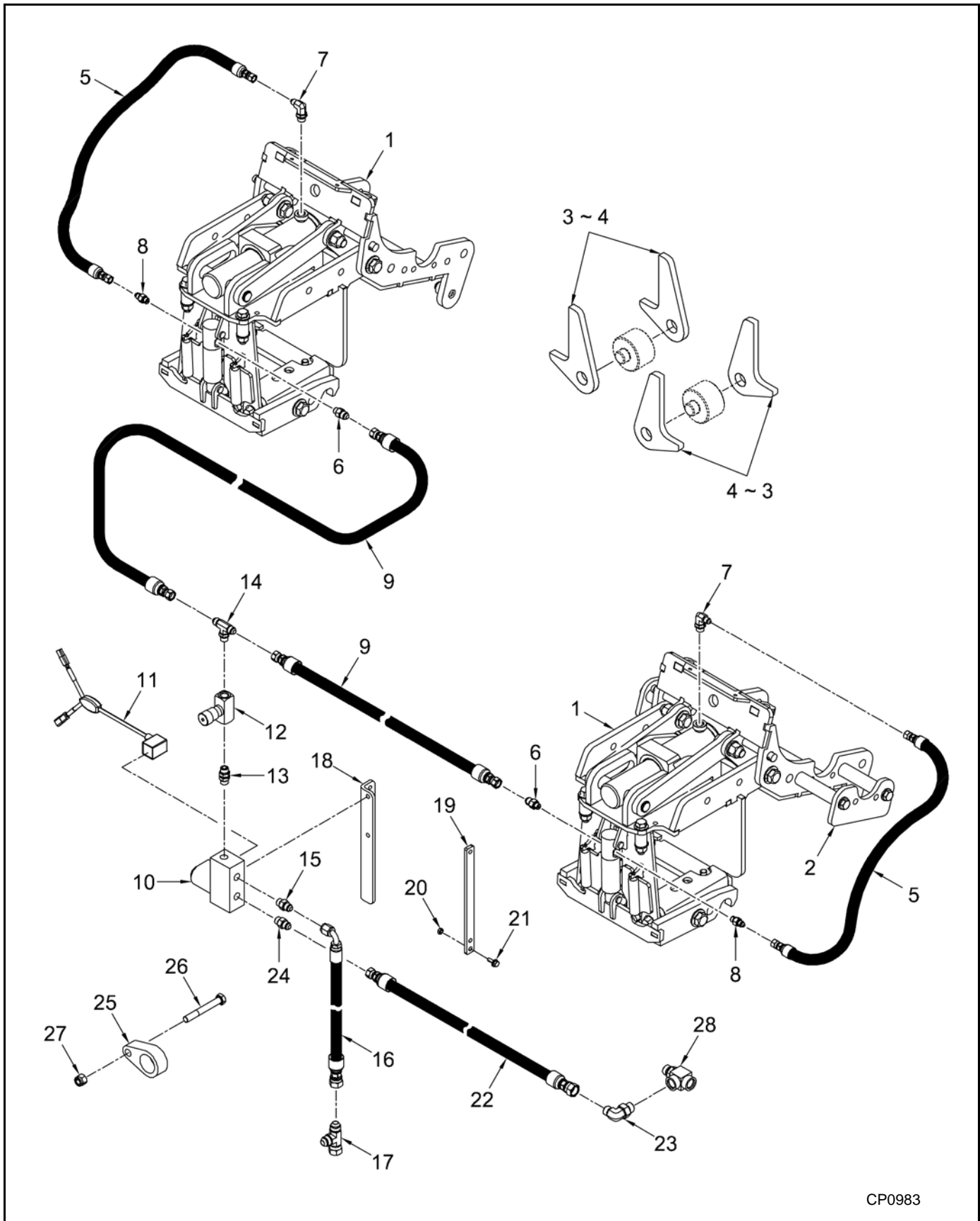
PLANTER SPACER OR ROW LIFT KIT

DB60 - 2 Unit Row Lift Kit
(2014 and After)

(2A-1021)

Ref.	FN	Part Number	Flexhaul Series	Qty.	Description
1		2A-0234		2	LIFTING UNIT, Row, See page 103-22
2		2A-0652		1	KIT, Offset Drive Bearing, See page 103-24
3		2A-1019		2	KIT, Roller Modification, Includes 4, 30 & 31
4		2C-2296		2	BRACKET, Roller Support
		2A-0971		1	KIT, Accessories, Includes items 5 - 27
5		2H-0123		2	HOSE, #4 JIG 37° female straight
6		2H-0205		2	TEE, #4 37° female straight
7		2H-0136		2	ELBOW, 90°
8		2H-0125		2	ADAPTER, Straight, JIC 37 x Orb #4
9		2H-0204		2	HOSE, Hydraulic Lift, Supply, #4 JIG 37° female straight
10		2H-0133		1	VALVE, Hydraulic Lift, Check & Dump
11		2A-0739		1	CABLE, Electrical, DB Planter
12		2H-0153		1	CONTROL, Flow
13		2H-0158		1	ADAPTER, Straight
14		2H-0131		1	TEE, 3/8" male 37° flare x 3/8" male 37° flare
15		2H-0130		1	ADAPTER, Straight
16		2H-0137		1	HOSE, Hydraulic, Supply, #6 37° female straight
17		2H-0129		1	TEE, 1/2" swivel x 3/8" 37° flare male x run
18		2C-1421		1	BRACKET, Valve
19		2C-1256		1	BRACKET, Switch
20		2F-0170		2	NUT, Hex, M6 x 1
21		761301665		2	BOLT, Hex Flg., M6
22		2H-0198		1	HOSE, Hydraulic, Return, #6 orfs female straight
23		2H-0197		1	ELBOW, 90°, M8 orb x 6 orfs
24		2H-0196		1	ADAPTER, Straight, M6 orb x 6 orb
25		2C-1666		2	SPACER, Cylinder Pin
26		2F-0071		2	BOLT, Hex, M12 x 90 CI 10.9
27		2F-0094		2	NUT, Hex, M12 CI 10
28		2H-0164		1	ADAPTER, Tee, M8 orb x 8 orb x 8 orb run
29		2A-1039		1	HARNESS, Adapter
30		2C-2297		1	ROLLER
31		2H-0164		1	SPACER, Roller Support

DB80 - 2 Unit Row Lift Kit



CP0983

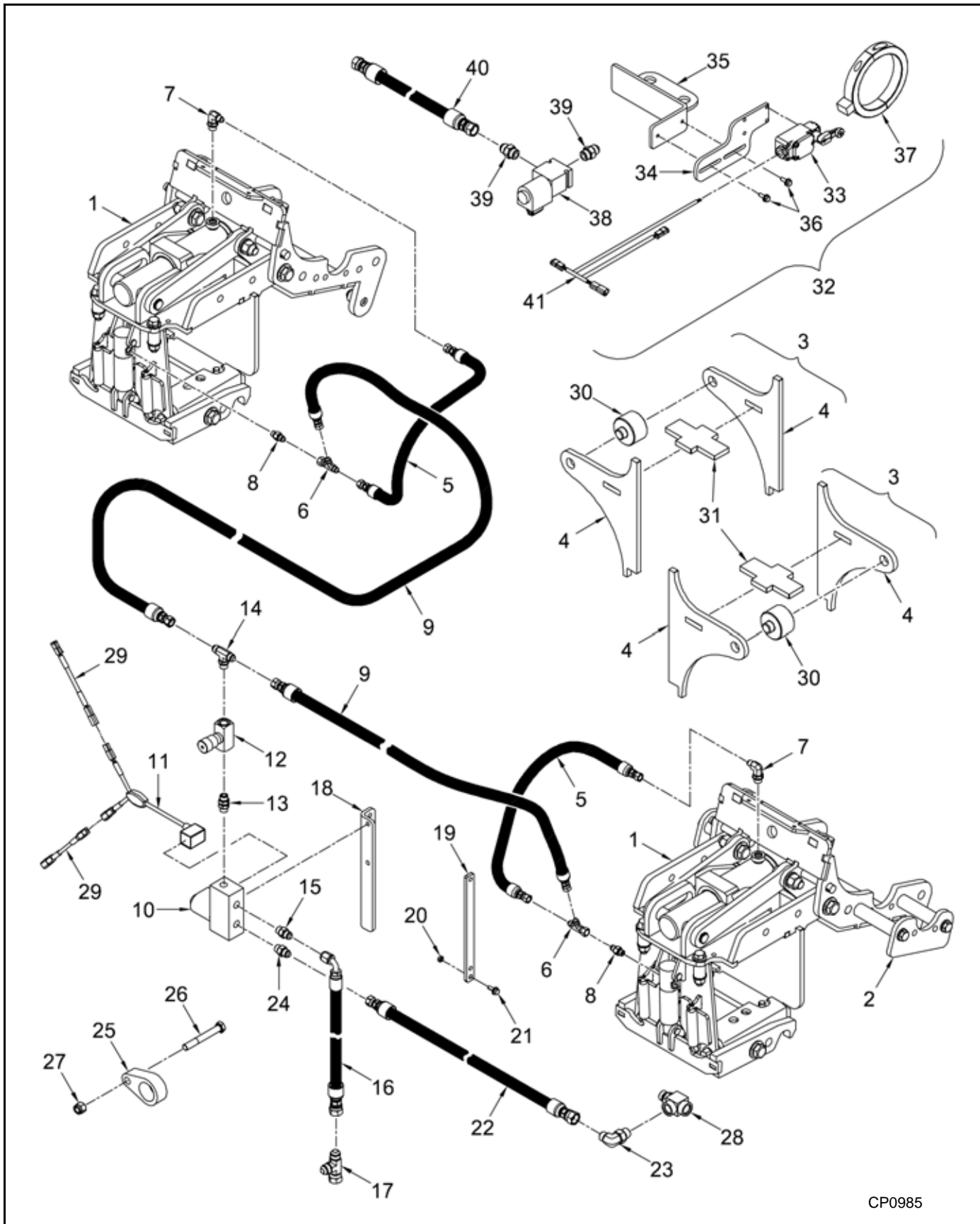
PLANTER SPACER OR ROW LIFT KIT

DB80 - 2 Unit Row Lift Kit (2013 and Earlier)

(2A-0646 & 2A-0972)

Ref.	FN	Part Number	Flexhaul Series	Qty.	Description
1		2A-0234		2	LIFTING UNIT, Row, See page 103-22
2		2A-0652		1	KIT, Offset Drive Bearing, See page 103-24
3		2A-0650		1	KIT, Roller Modification, Includes 4
4		2C-1312		4	BRACKET, Roller Support
		2A-0972		1	KIT, Accessories, Includes items 5 - 27
5		2H-0123		2	HOSE, #4 JIG 37 female straight
6		2H-0140		2	ADAPTER, Straight, JIC #37 x Orb #4
7		2H-0136		2	ELBOW, 90°
8		2H-0125		2	ADAPTER, Straight, JIC 37 x Orb #4
9		2H-0134		2	HOSE, Hydraulic Lift, Supply
10		2H-0133		1	VALVE, Hydraulic Lift, Check & Dump
11		2A-0739		1	CABLE, Electrical, DB Planter
12		2H-0153		1	CONTROL, Flow
13		2H-0158		1	ADAPTER, Straight
14		2H-0131		1	TEE, 3/8" male 37° flare x 3/8" male 37° flare
15		2H-0130		1	ADAPTER, Straight
16		2H-0137		1	HOSE, Hydraulic, Supply, #6 37° female straight
17		2H-0129		1	TEE, 1/2" swivel x 3/8" 37° flare male
18		2C-1421		1	BRACKET, Valve
19		2C-1256		1	BRACKET, Switch
20		2F-0170		2	NUT, Hex, M6 x 1
21		761301665		2	BOLT, Hex Flg., M6 x 1
22		2H-0199		1	HOSE, Hydraulic, Return, #6 37° female straight, 65'
23		2H-0197		1	ELBOW, 90°, M8 orb x 6 orfs
24		2H-0196		1	ADAPTER, Straight, M6 orb x 6 orfs
25		2C-1666		2	SPACER, Cylinder Pin
26		2F-0071		2	BOLT, Hex
27		2F-0094		2	NUT, Hex
28		2H-0164		1	TEE, M8 orb x 8 orb x 8 orb run

DB80 - 2 Unit Row Lift Kit



CP0985

PLANTER SPACER OR ROW LIFT KIT

DB80 - 2 Unit Row Lift Kit (2014 and After)

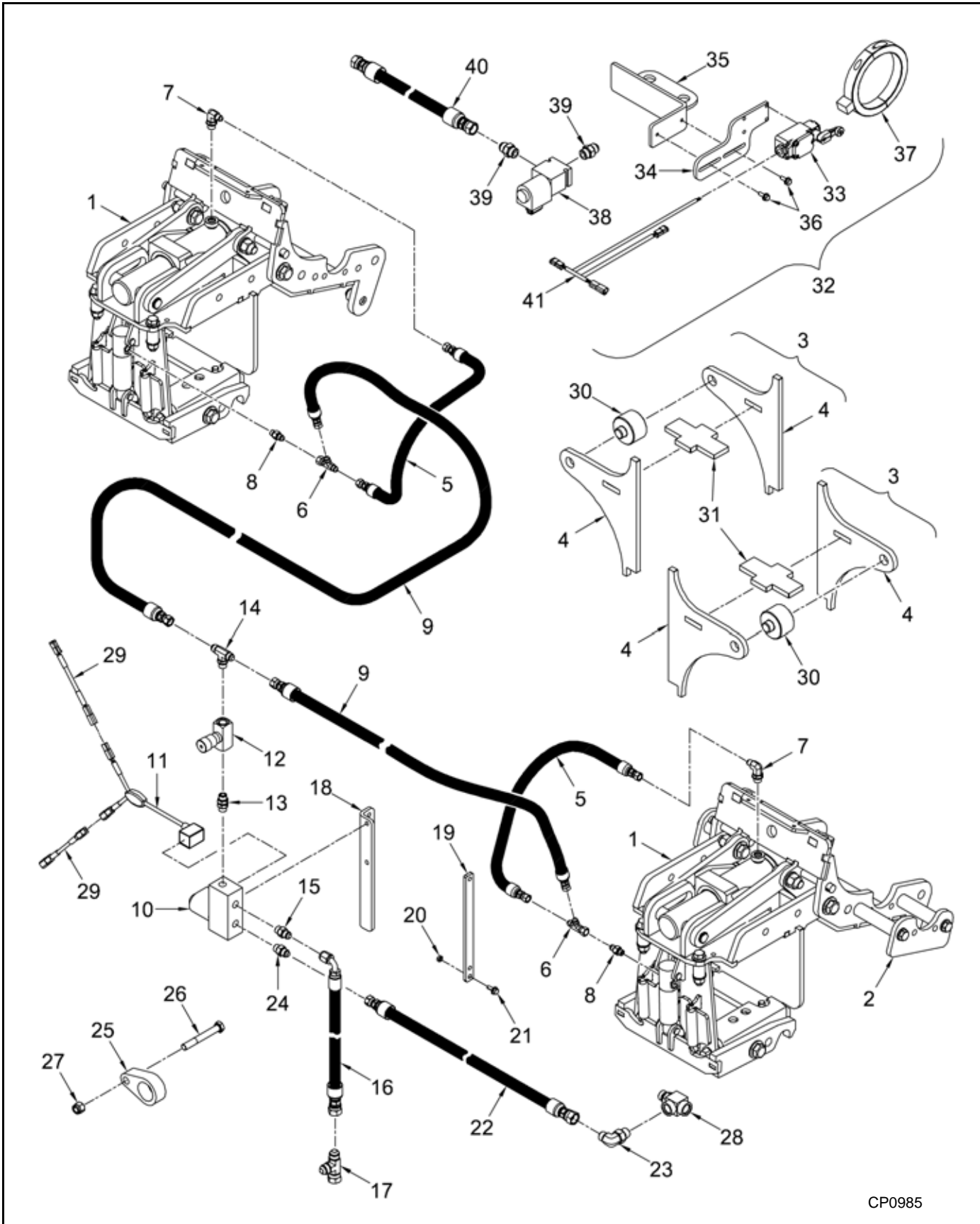
(2A-0646 & 2A-0972)

Ref.	FN	Part Number	Flexhaul Series	Qty.	Description
1		2A-0234		2	LIFTING UNIT, Row, See page 103-22
2		2A-0652		1	KIT, Offset Drive Bearing, See page 103-24
3	1	2A-1019		1	KIT, Roller Modification, Includes 4, 30 & 31
4		2C-1312		4	BRACKET, Roller Support
		2A-0972		1	KIT, Accessories, Includes items 5 - 27
5		2H-0123		2	HOSE, #4 JIG 37 female straight
6		2H-0205		2	TEE, #4 37° JIC
7		2H-0136		2	ELBOW, 90°
8		2H-0125		2	ADAPTER, Straight, JIC 37 x Orb #4
9		2H-0134		2	HOSE, Hydraulic Lift, Supply
10		2H-0133		1	VALVE, Hydraulic Lift, Check & Dump
11		2A-0739		1	CABLE, Electrical, DB Planter
12		2H-0153		1	CONTROL, Flow
13		2H-0158		1	ADAPTER, Straight
14		2H-0131		1	TEE, 3/8" male 37° flare x 3/8" male 37° flare
15		2H-0130		1	ADAPTER, Straight
16		2H-0137		1	HOSE, Hydraulic, Supply, #6 37° female straight
17		2H-0129		1	TEE, 1/2" swivel x 3/8" 37° flare male
18		2C-1421		1	BRACKET, Valve
19		2C-1256		1	BRACKET, Switch
20		2F-0170		2	NUT, Hex, M6 x 1
21		761301665		2	BOLT, Hex Flg., M6 x 1
22		2H-0199		1	HOSE, Hydraulic, Return, #6 37° female straight, 65'
23		2H-0197		1	ELBOW, 90°, M8 orb x 6 orfs
24		2H-0196		1	ADAPTER, Straight, M6 orb x 6 orfs
25		2C-1666		2	SPACER, Cylinder Pin
26		2F-0071		2	BOLT, Hex
27		2F-0094		2	NUT, Hex
28		2H-0164		1	TEE, M8 orb x 8 orb x 8 orb run
29		2A-1039		1	HARNESS, Adapter
30		2C-2297		1	ROLLER
31		2C-2298		1	SPACER, Roller Support

1 - Roller Kit used on 20" configurations

Continued on Next Page

DB80 - 2 Unit Row Lift Kit



CP0985

PLANTER SPACER OR ROW LIFT KIT

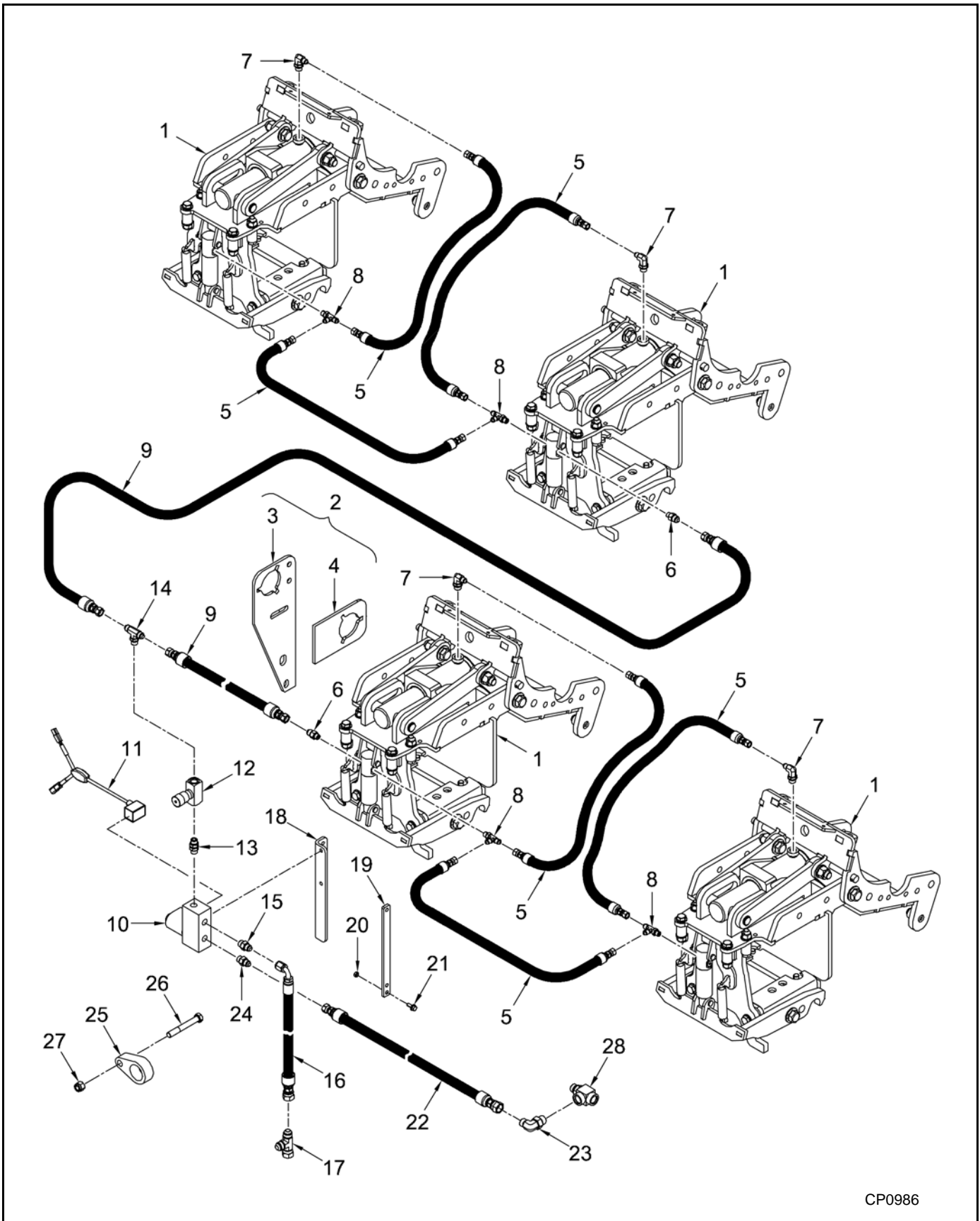
DB80 - 2 Unit Row Lift Kit (Cont'd) (2014 and After)

(2A-0646 & 2A-0972)

Ref.	FN	Part Number	Flexhaul Series	Qty.	Description
32	1	2A-0910		1	SWITCH ASSY., Limit Lifting, Includes 33 - 41
33		2M-0111		1	SWITCH, Limit
34		2C-1974		1	BRACKET, Mounting
35		2C-1973		1	BRACKET, Support
36		761301665		2	BOLT, Hex Flg., M6 x 16 Cl 10.9
37		2A-0911		1	COLLAR
38		2H-0211		1	VALVE, Check and Dump, Hydraulic Lift
39		2H-0209		2	ADAPTER, Straight, 1/2" JIC 37° #8 orb
40		2H-0210		1	HOSE, Hydraulic, #8 JIG 37° female
41		2A-1040-100		1	HARNESS, Wire

1 - Lift Limiter Kit released mid-year 2014 for use on DB80+ machines with 20" row configurations, if required.

DB44 - 4 Unit 2 Row Lift Kit



CP0986

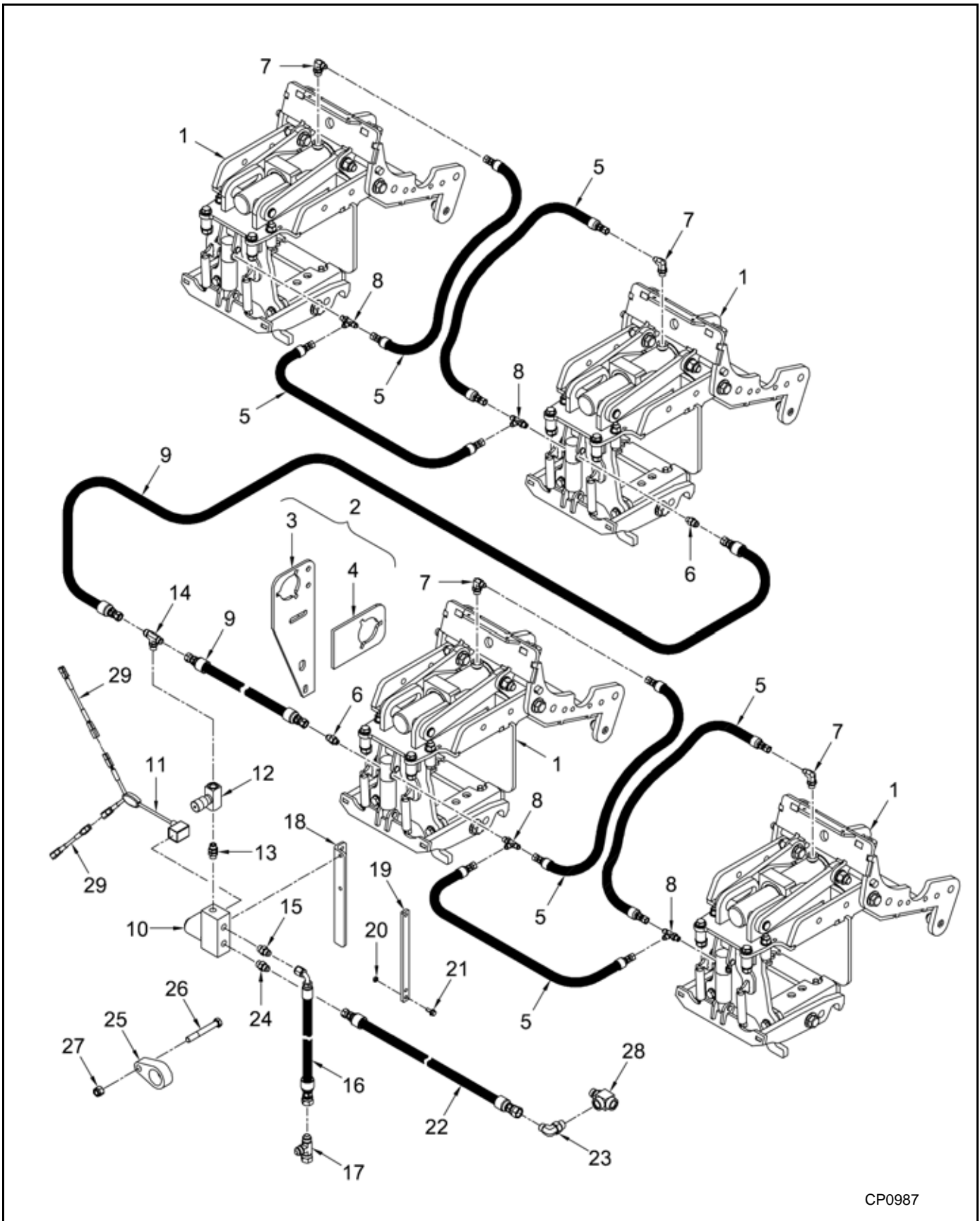
PLANTER SPACER OR ROW LIFT KIT

DB44 - 4 Unit Row Lift Kit
(2013 and Earlier)

(2A-0641)

Ref.	FN	Part Number	Flexhaul Series	Qty.	Description
1		2A-0235		4	LIFTING UNIT, Row, See page 103-20
2		2A-0653		1	KIT, Drive Modification, Includes items 3 & 4
3		2C-1298		8	SUPPORT, Upper Drive
4		2C-1299		4	BRACKET, Upper Drive
		2A-0639		1	KIT, Accessories, Includes items 5 - 27
5		2H-0123		6	HOSE, #4 JIG 37 female straight
6		2H-0140		2	ADAPTER, Straight, JIC #37 x Orb #4
7		2H-0136		4	ELBOW, 90°
8		2H-0127		4	TEE
9		2H-0134		2	HOSE, Hydraulic Lift, Supply
10		2H-0133		1	VALVE, Hydraulic Lift, Check & Dump
11		2A-0739		1	CABLE, Electrical, DB Planter
12		2H-0153		1	CONTROL, Flow
13		2H-0158		1	ADAPTER, Straight
14		2H-0131		1	TEE, 3/8" male 37° flare x 3/8" male 37° flare
15		2H-0130		1	ADAPTER, Straight
16		2H-0137		1	HOSE, Hydraulic, Supply, #6 37° female straight
17		2H-0129		1	TEE, 1/2" swivel x 3/8" 37° flare male
18		2C-1421		1	BRACKET, Valve
19		2C-1256		1	BRACKET, Switch
20		2F-0170		2	NUT, Hex, M6 x 1
21		761301665		2	BOLT, Hex Flg., M6 x 1
22		2H-0198		1	HOSE, Hydraulic, Return, #6 orfs female straight
23		2H-0197		1	ELBOW, 90°, M8 orb x 6 orfs
24		2H-0196		1	ADAPTER, Straight, M6 orb x 6 orfs
25		2C-1666		2	SPACER, Cylinder Pin
26		2F-0071		2	BOLT, Hex
27		2F-0094		2	NUT, Hex
28		2H-0164		1	TEE, M8 orb x 8 orb x 8 orb run

DB44 - 4 Unit 2 Row Lift Kit



CP0987

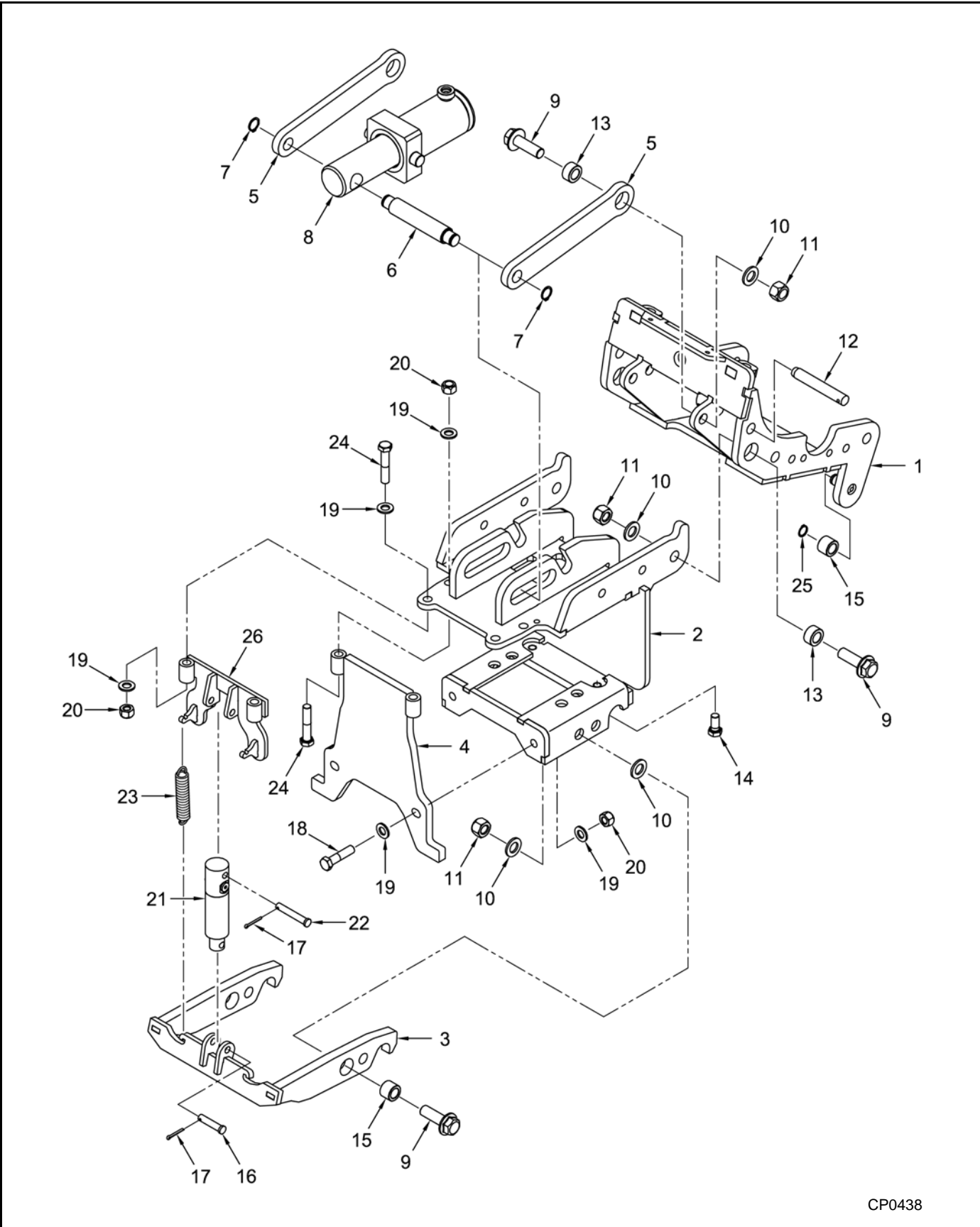
PLANTER SPACER OR ROW LIFT KIT

DB44 - 4 Unit Row Lift Kit
(2014 and After)

(2A-0641)

Ref.	FN	Part Number	Flexhaul Series	Qty.	Description
1		2A-0235		4	LIFTING UNIT, Row, See page 103-20
2		2A-0653		1	KIT, Drive Modification, Includes items 3 & 4
3		2C-1298		8	SUPPORT, Upper Drive
4		2C-1299		4	BRACKET, Upper Drive
		2A-0639		1	KIT, Accessories, Includes items 5 - 27
5		2H-0123		6	HOSE, #4 JIG 37 female straight
6		2H-0140		2	ADAPTER, Straight, JIC #37 x Orb #4
7		2H-0136		4	ELBOW, 90°
8		2H-0127		4	TEE
9		2H-0134		2	HOSE, Hydraulic Lift, Supply
10		2H-0133		1	VALVE, Hydraulic Lift, Check & Dump
11		2A-0739		1	CABLE, Electrical, DB Planter
12		2H-0153		1	CONTROL, Flow
13		2H-0158		1	ADAPTER, Straight
14		2H-0131		1	TEE, 3/8" male 37° flare x 3/8" male 37° flare
15		2H-0130		1	ADAPTER, Straight
16		2H-0137		1	HOSE, Hydraulic, Supply, #6 37° female straight
17		2H-0129		1	TEE, 1/2" swivel x 3/8" 37° flare male
18		2C-1421		1	BRACKET, Valve
19		2C-1256		1	BRACKET, Switch
20		2F-0170		2	NUT, Hex, M6 x 1
21		761301665		2	BOLT, Hex Flg., M6 x 1
22		2H-0198		1	HOSE, Hydraulic, Return, #6 orfs female straight
23		2H-0197		1	ELBOW, 90°, M8 orb x 6 orfs
24		2H-0196		1	ADAPTER, Straight, M6 orb x 6 orfs
25		2C-1666		2	SPACER, Cylinder Pin
26		2F-0071		2	BOLT, Hex
27		2F-0094		2	NUT, Hex
28		2H-0164		1	TEE, M8 orb x 8 orb x 8 orb run
29		2A-1039		1	HARNESS, Adapter

Row Lift Unit - DB44



CP0438

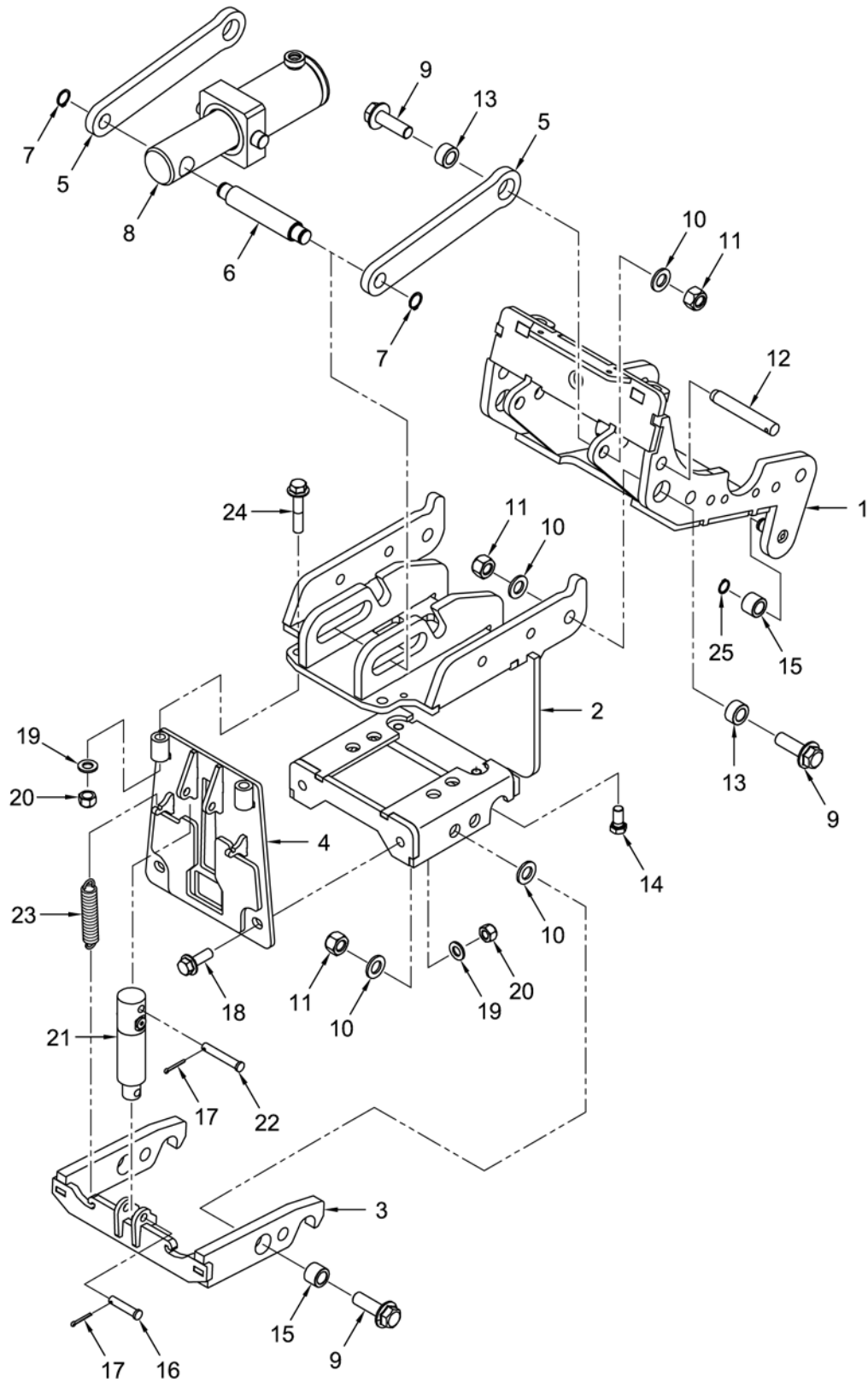
SPACER PLANTER OR ROW LIFT KIT

Row Lift Unit - DB44

(2A-0235)

Ref.	FN	Part Number	Flexhaul Series	Qty.	Description
		2A-0235		1	LIFTING UNIT, Row, Includes 1 - 26
1		2S-0190		1	FRAME, Planting Unit
2		2S-0193		1	FRAME, Lifting Unit, Main Body
3		2S-0194		1	LATCH, Attachment
4		2S-0188		1	PLATE, Rear Mounting
5		2C-1273		2	LINK, Planting Unit
6		2C-1277		1	PIN, Lifting
7		3F-0093		2	RING, Retaining, External, 3/4"
8		2H-0121		1	CYLINDER, Lifting
9		2F-0072		6	BOLT, Hex Flange, M16 x 2, Gr 10.9
10		2F-0112		8	WASHER, Flat, M16
11		2F-0169		6	NUT, Hex, M16 x 2
12		2M-0053		2	PIN, Quick Release, 3.1" x 5/8"
13		2C-1264		4	BUSHING, Pivot
14		2F-0019		2	BOLT, Hex, M12 x 25
15		2C-1274		4	BUSHING, Pivot
16		3F-0099		1	PIN, 1-3/4" x 3/8"
17		3F-0094		2	PIN, Cotter, 1" x 1/8"
18		2F-0102		2	BOLT, Hex Flg., M12 x 50, Gr 10.9
19		224020021		10	WASHER, Flat, M12
20		2F-0168		6	NUT, Hex, M12
21		2H-0122		1	CYLINDER, Latch
22		3F-0092		1	PIN, 2-3/4" x 3/8"
23		2M-0054		2	SPRING, Extension
24		2F-0057		2	BOLT, Hex, M12 x 60, Gr 10.9
25		3F-0091		2	RING, Retaining, External, 5/8"
26		2S-0187		1	PLATE, Mounting, Back

Row Lift Unit - DB60 / 80



CP0437

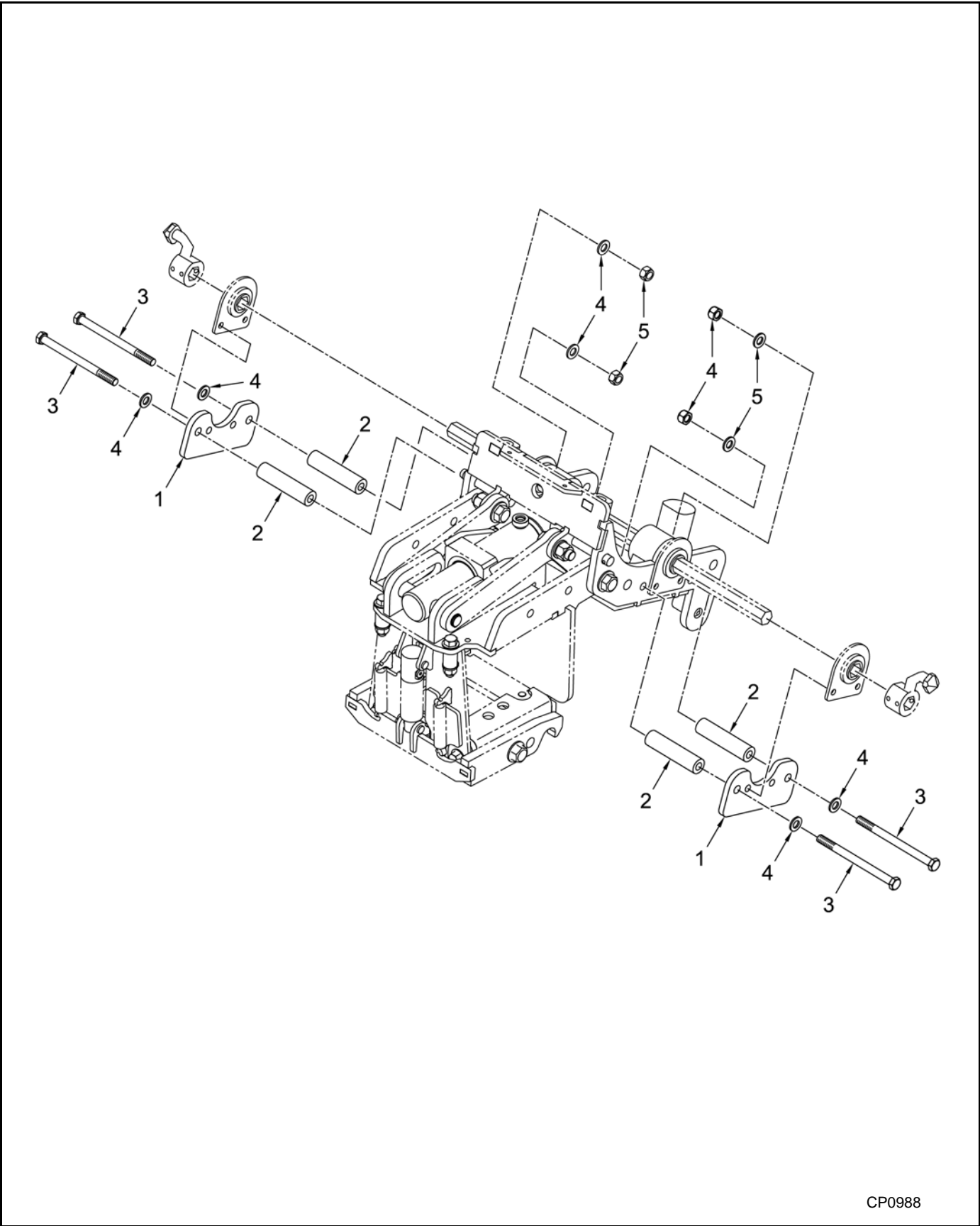
PLANTER SPACER OR ROW LIFT KIT

Row Lift Unit - DB60 / 80

(2A-0234)

Ref.	FN	Part Number	Flexhaul Series	Qty.	Description
		2A-0234		1	LIFTING UNIT, Row, Includes 1 - 25
1		2S-0190		1	FRAME, Planting Unit
2		2S-0189		1	FRAME, Lifting Unit, Main Body
3		2S-0191		1	LATCH, Attachment
4		2S-0192		1	PLATE, Rear Mounting
5		2C-1273		2	LINK, Planting Unit
6		2C-1277		1	PIN, Lifting
7		3F-0093		2	RING, Retaining, External, 3/4"
8		2H-0121		1	CYLINDER, Lifting
9		2F-0072		6	BOLT, Hex Flange, M16 x 2, Gr 10.9
10		2F-0112		8	WASHER, Flat, M16
11		2F-0169		6	NUT, Hex, M16 x 2
12		2M-0053		2	PIN, Quick Release, 3.1" x 5/8"
13		2C-1264		4	BUSHING, Pivot
14		2F-0019		2	BOLT, Hex, M12 x 25
15		2C-1274		4	BUSHING, Pivot
16		3F-0099		1	PIN, 1-3/4" x 3/8"
17		3F-0094		2	PIN, Cotter, 1" x 1/8"
18		2F-0035		2	BOLT, Hex Flg., M12 x 35, Gr 10.9
19		224020021		4	WASHER, Flat, M12
20		2F-0168		4	NUT, Hex, M12
21		2H-0122		1	CYLINDER, Latch
22		3F-0096		1	PIN, 2-3/4" x 3/8"
23		2M-0054		2	SPRING, Extension
24		2F-0134		2	BOLT, Hex Flg., M12 x 60
25		3F-0091		2	RING, Retaining, External, 5/8"

Offset Drive Bearing Kit - DB60 / 80



CP0988

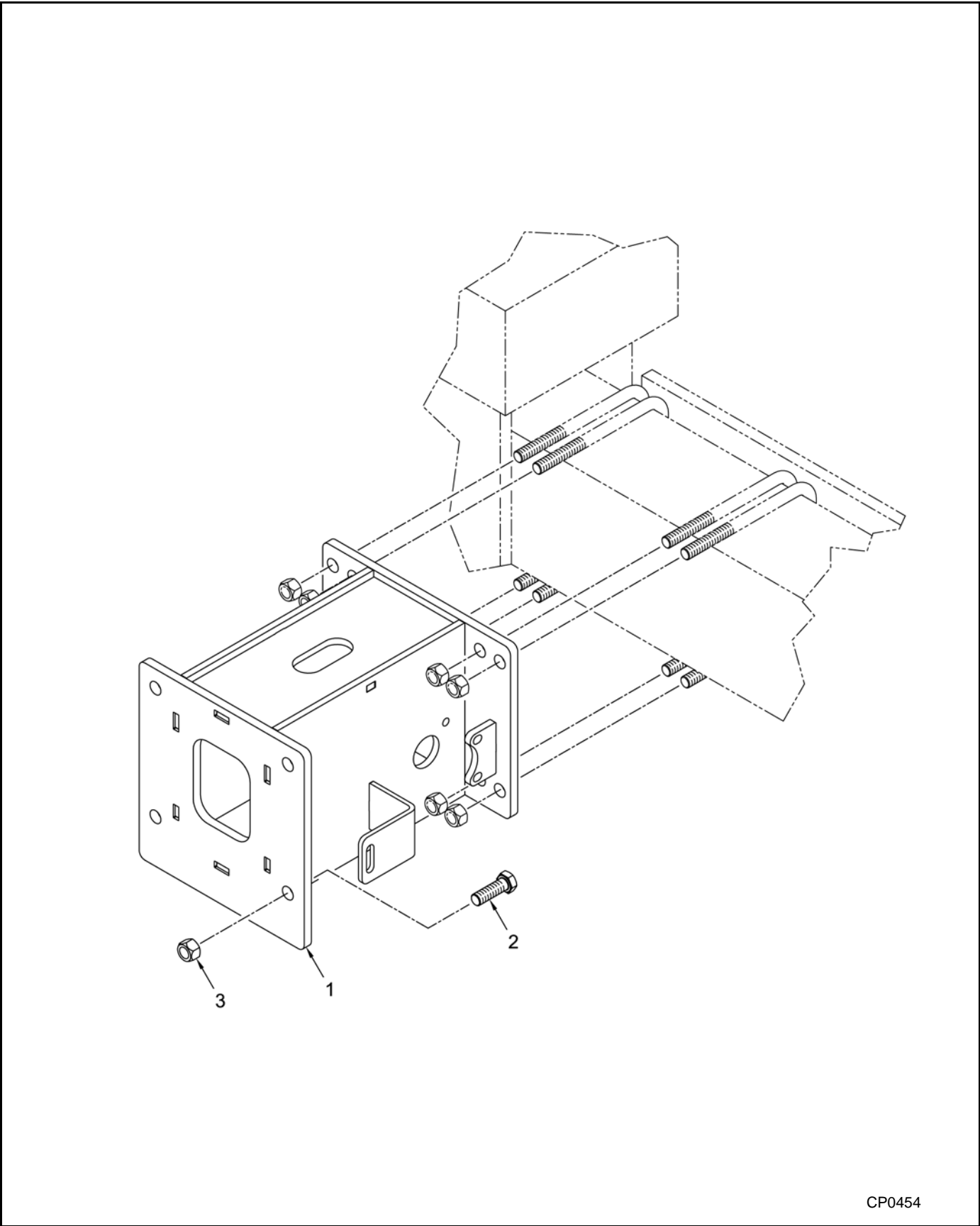
SPACER PLANTER OR ROW LIFT KIT

Offset Drive Bearing Kit - DB60 / 80

(2A-0652)

Ref.	FN	Part Number	Flexhaul Series	Qty.	Description
		2A-0652		1	KIT, Offset Drive Bearing, Includes 1 - 5
1		2C-1310		2	BRACKET, Support
2		2C-1303		4	SPACER, Tube
3		2F-0166		4	BOLT, Hex, M12 x 160
4		224020021		8	WASHER, Flat, M12
5		2F-0168		2	NUT, Hex, M12

Spacer Kit (Non-Row Lift Option) - DB44



CP0454

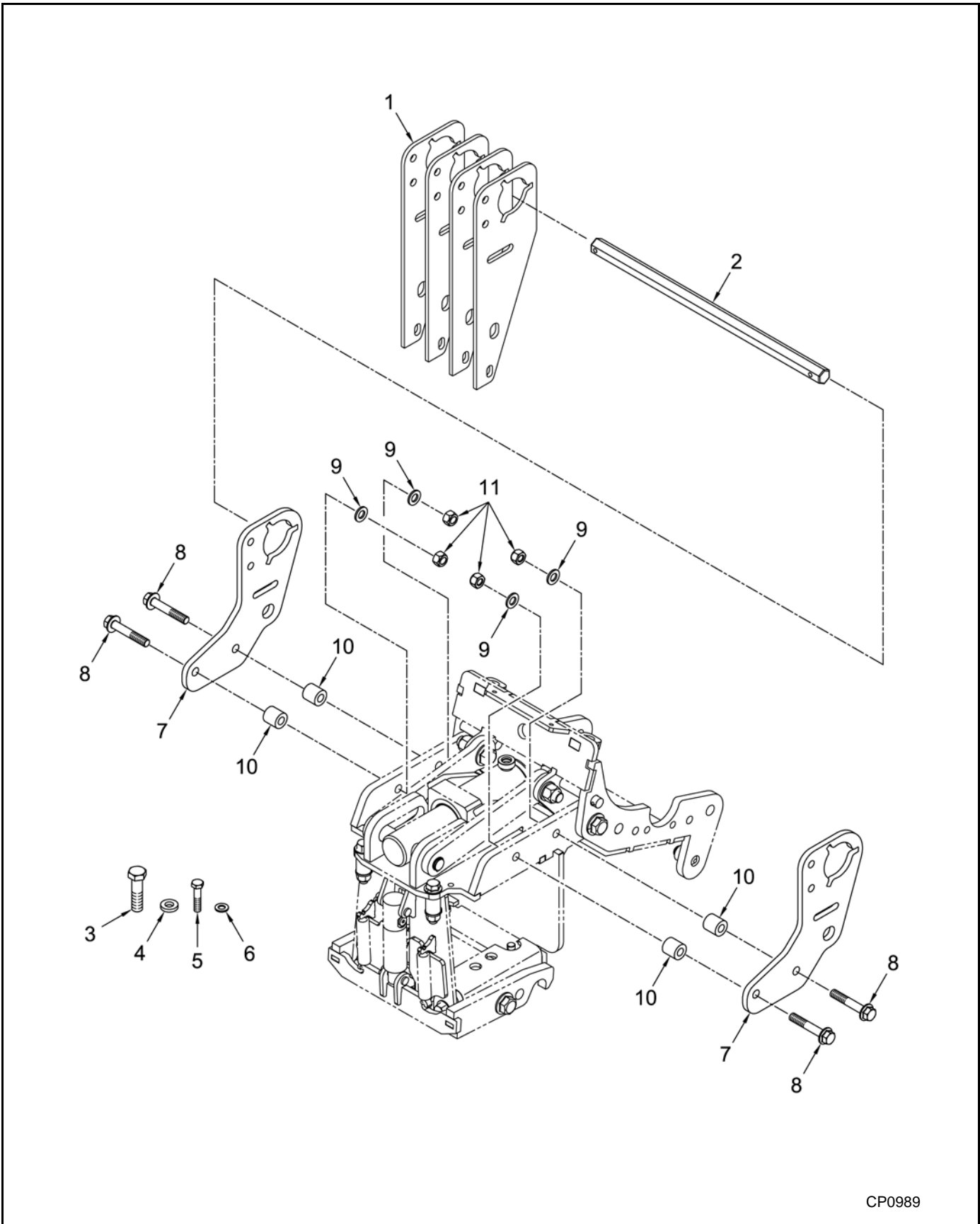
PLANTER SPACER OR ROW LIFT KIT

Spacer Kit (Non-Row Lift Option) - DB44

(2A-0753 & 2A-0754)

Ref.	FN	Part Number	Flexhaul Series	Qty.	Description
		2A-0743		4	KIT, Spacer, Single, Includes 1 - 3
1		2S-0226		1	SPACER, Row Lift Unit
2		2F-0087		4	BOLT, Hex, M16 x 50, CI 10.9
3		2F-0169		4	NUT, Hex, M16

Drive Modification Kit - DB80



CP0989

PLANTER SPACER OR ROW LIFT KIT

Drive Modification Kit - DB80

(2A-0651)

Ref.	FN	Part Number	Flexhaul Series	Qty.	Description
		2A-0651		1	KIT, Drive Modification, Includes 1 - 11
1		2C-1298		8	PLATE, Support, Upper Drive
2		2C-1422		2	SHAFT, Drive
3		2F-0064		4	BOLT, Hex, M16 x 60, Gr 10.9
4		2F-0185		2	WASHER, Flat, M12
5		2F-0172		2	BOLT, Hex, M10 x 45, Gr 10.9
6		2F-0083		4	WASHER, Flat, M10
7		2C-1311		4	PLATE, Support, Upper Drive, Row Unit
8		2F-0135		8	BOLT, Hex Flg., M12 x 70
9		224020021		8	WASHER, Flat, M12
10		2M-0053		8	SPACER, 1/5" ID x 1" OD
11		2F-0168		8	NUT, Hex, M12 CI 10.9

NOTE: The parts illustration only shows parts for one side of the planter. The kit includes parts for both LH and RH drives.

