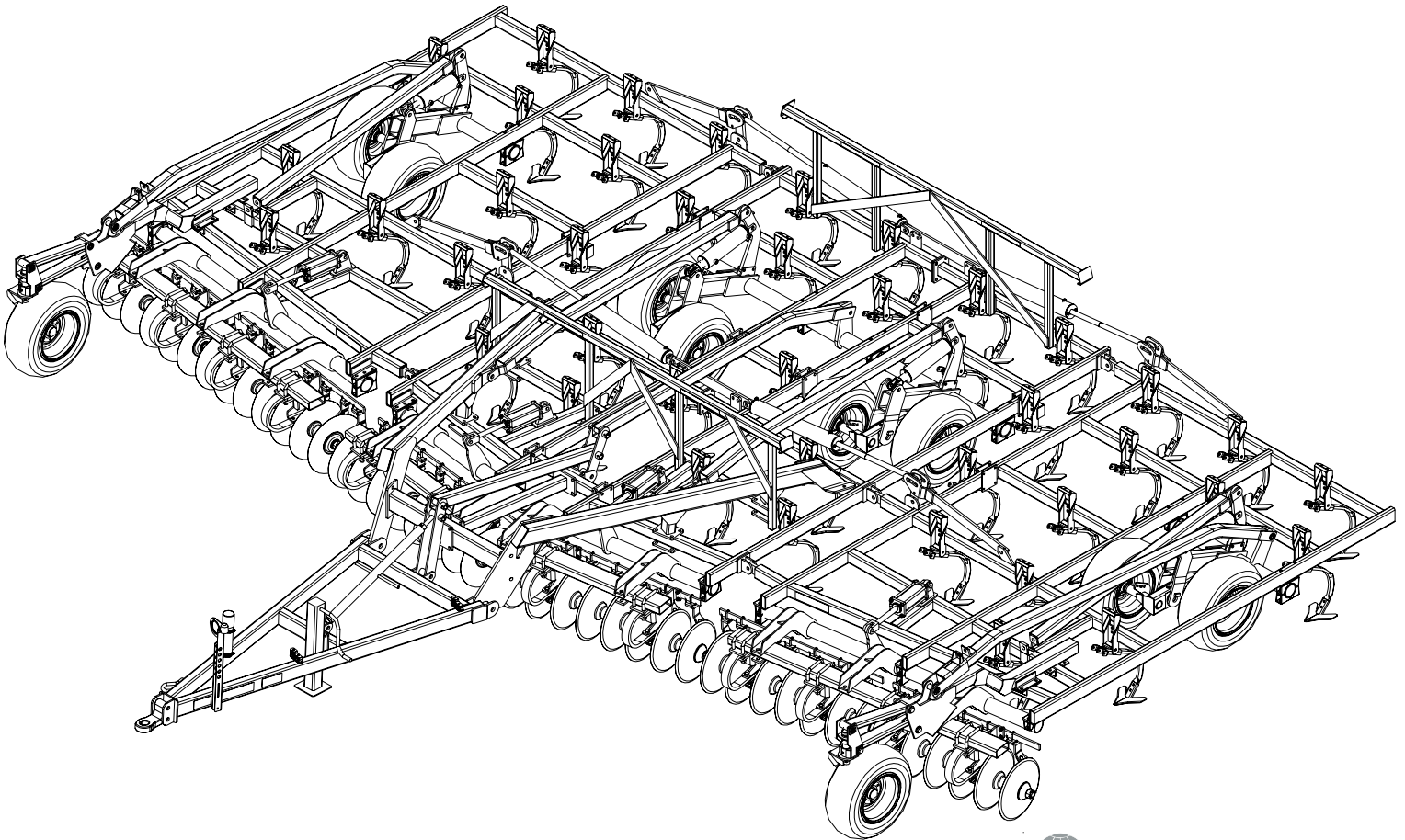




PARTS MANUAL



Serial # 456654 and up

DISK CULTIVATOR

Printed in USA (74256) 1/11

 **WIL-RICH**

PO Box 1030
Wahpeton, ND 58074
PH (701) 642-2621
Fax (701) 642-3372
WWW.WIL-RICH.COM

Orientation

Any reference to left (L) or right (R) sides or components is to be understood as being viewed from behind the implement and looking forward.

Serial Number Break

Every implement has a serial number located on the frame. These serial numbers are consecutively assigned to the implements as they are manufactured. To aid in part ordering, we reference to the serial number at the point the change occurred to provide an accurate means of determining the proper parts.

Modifications

It is the policy of WIL-RICH Operations to improve its products whenever possible and practical to do so. We reserve the right to make changes, improvements, and modifications at any time without incurring the obligation to make such changes, improvements and modifications on any equipment sold previously.

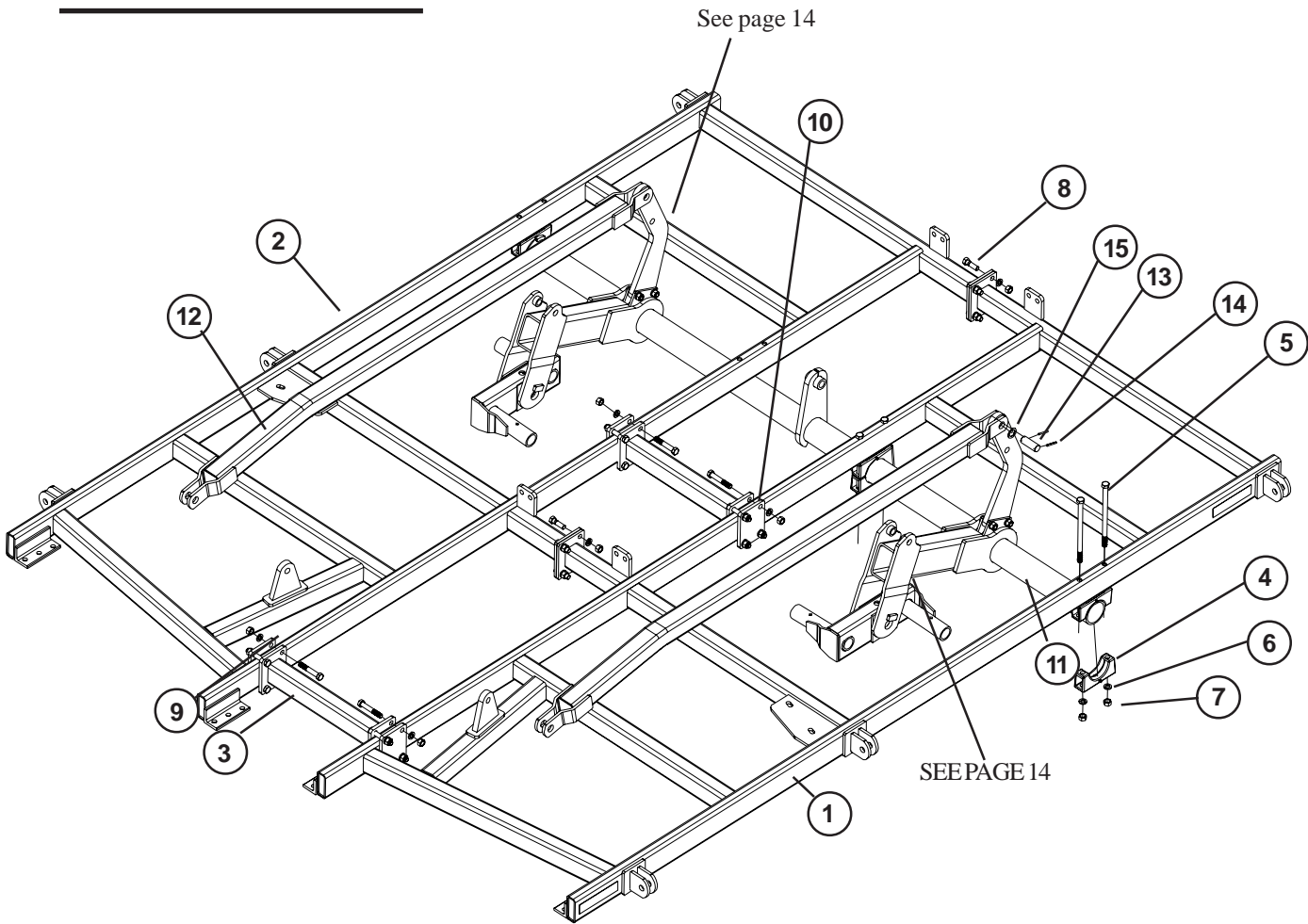
Abbreviations

ASSY	Assembly
BLD	Blade
BRKT	Bracket
CTR	Center
CP	Cup Point
(FF)	Female Female
GR	Grade of Bolt
HD	Heavy Duty
HDWE	Hardware
LH	Left Hand
(MF)	Male Female
MF	Main Frame
MTG	Mounting
NC	National Course Thread
NF	National Fine Thread
NPT	National Pipe Thread
RH	Right Hand
SS	Screw Stop
SST	Stainless Steel
TA	Tandem
TBP	Top Bypass
W/	With
W/O	Without

CONTENTS

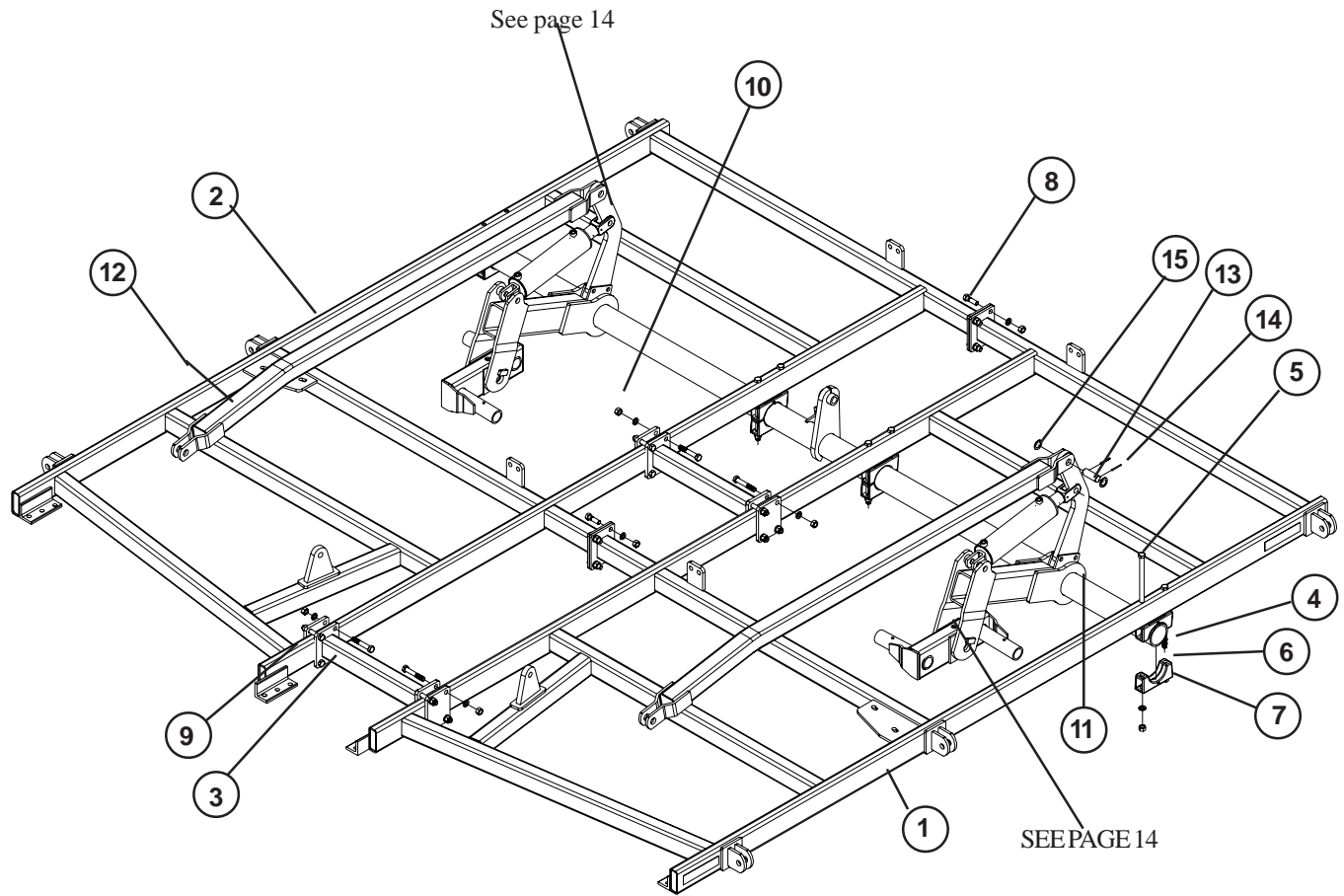
11' MAIN FRAME	4
14' MAIN FRAME	5
11' PIVOT HITCH	6,7
14' PIVOT HITCH	8,9
WING RESTS	10,11,12
JACK STAND & UTILITY POLE	13
MAIN FRAME & WING TANDEM AXLE	14
7' WING AXLE	15
6-1/2" & 16-1/2 STUB ATTACHEMENTS..	16
DEPTH GAUGE	17
SINGLE POINT DEPTH CONTROL ...	18-21
WING LIFT COMPONENTS	22
4' WING	23
7' WING	24,25
10' WING	26,27
DISK GANG ASSEMBLIES	28-43
BEARING/DISK SCRAPER ASSEMBLY ..	44
DISK LIFT CYLINDERS	45-50
DISK GANG MOUNTING	45-51
SEQUENCE HYDRAULIC CYLINDERS...	52
WING FOLD CYLINDERS/HYDRAULIC	53-55
MAIN LIFT CYLINDERS/HYDRAULICS	56-59
DISK LIFT CYLINDERS	60-63
TWIN SPRING SHANK ASSEMBLY	64
SINGLE SPRING SHANK ASSEMBLY	65
1.75" HUB & SPINDLE	66
2" HUB & SPINDLE	67
SHOVELS	68
RIGID GAUGE WHEEL	69
CASTERING GAUGE WHEEL	70
AUXILIARY HITCH	71
LIGHTS	72
MUD SCRAPERS	73
TIRE ASSEMBLIES,RIM,TIRES,VALVE	
STEMS	74
BLANK PAGE FOR NOTES	75
DECALS	76
WARRANTY	77
BLANK.....	78

11' MAIN FRAME



ITEM	PART NO.	DESCRIPTION
1	237369	DCIII MAIN FRAME WELD-LH 11FT
2	237374	DCIII MAIN FRAME WELD-RH 11FT
3	237634	INTERMEDIATE SUPPORT ARM WELD
4	34132	AXLE CLAMP ASSEMBLY
5	89165	BLT NEX 3/4-10NCX13 5P
6	88130	WSHR HLK 3/4ID(13/16ACT) Z
7	88110	NUT HEX 3/4NC
8	88404	BLT HEX 3/4-10NCX2-1/2 5Z
9	88421	BLT HEX 3/4-10NCX4-1/2 5Z
10	237633	CLAMP PLATE-PAINTED
11	221396	11FT MAIN FRAME AXLE
12	237697	TUBE WELD-MAIN MAST
13	68034	HEADLESS PIN(2) 1-1/4X3-3/8
14	42484	1/4 x 2-1/4 ROLL PIN
15	88440	BSHG MCHRY 1-1/4X1-7/8X14GA P

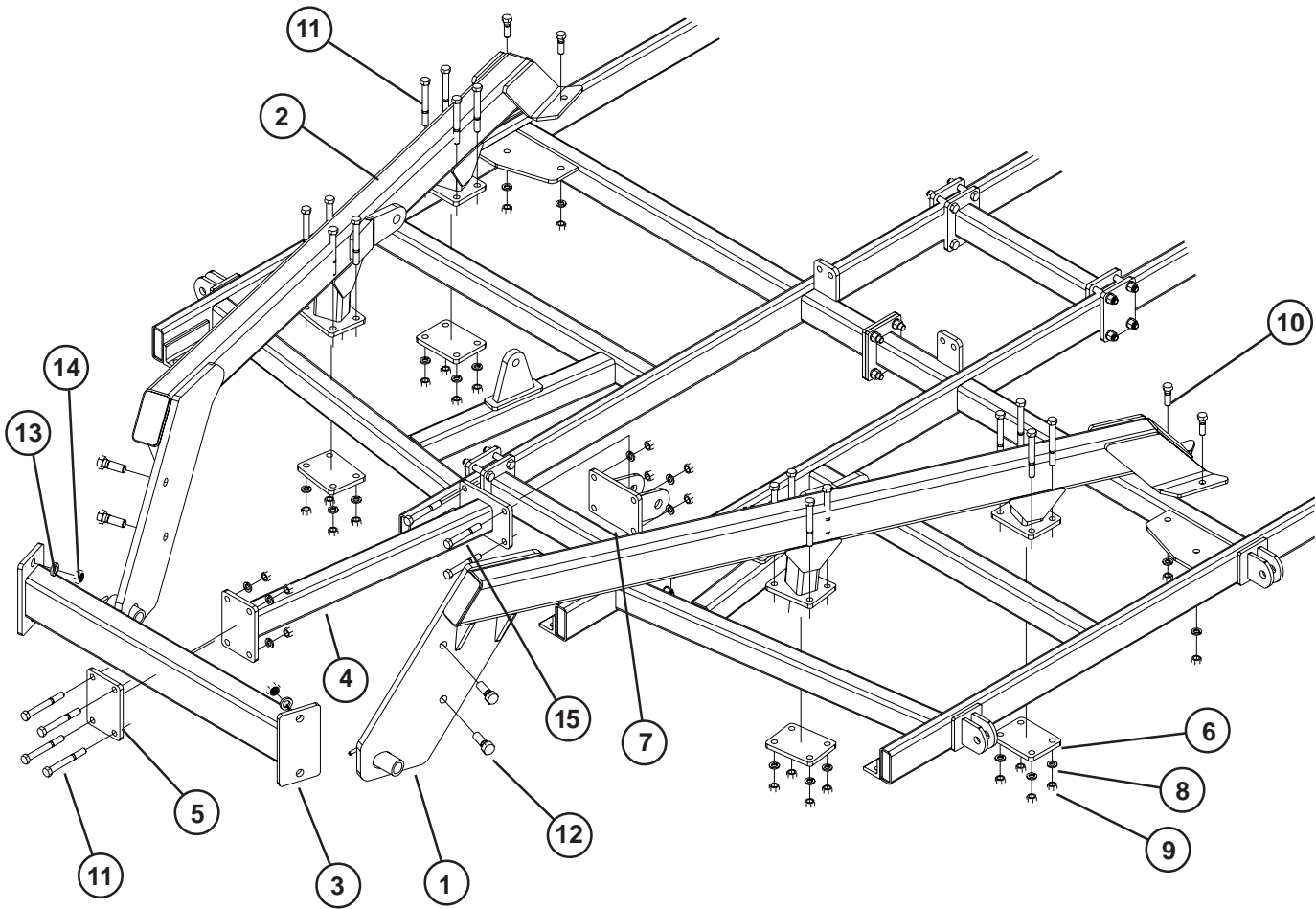
14' MAIN FRAME



ITEM PART NO. DESCRIPTION

ITEM	PART NO.	DESCRIPTION
1	237524	DCIII MAIN FRAME WELD-LH 14FT
2	237520	DCIII MAIN FRAME WELD-RH 14FT
3	237634	INTERMEDIATE SUPPORT ARM WELD
4	34132	AXLE CLAMP ASSEMBLY
5	89165	BLT NEX 3/4-10NCX13 5P
6	88130	WSHR HLK 3/4ID(13/16ACT) Z
7	88110	NUT HEX 3/4NC
8	88404	BLT HEX 3/4-10NCX2-1/2 5Z
9	88421	BLT HEX 3/4-10NCX4-1/2 5Z
10	237633	CLAMP PLATE-PAINTED
11	237840	DCIII 14FT MAIN AXLE ASSY
12	237697	TUBE WELD-MAIN MAST
13	68034	HEADLESS PIN(2) 1-1/4X3-3/8
14	42484	1/4 x 2-1/4 ROLL PIN
15	88440	BSHG MCHRY 1-1/4X1-7/8X14GA P

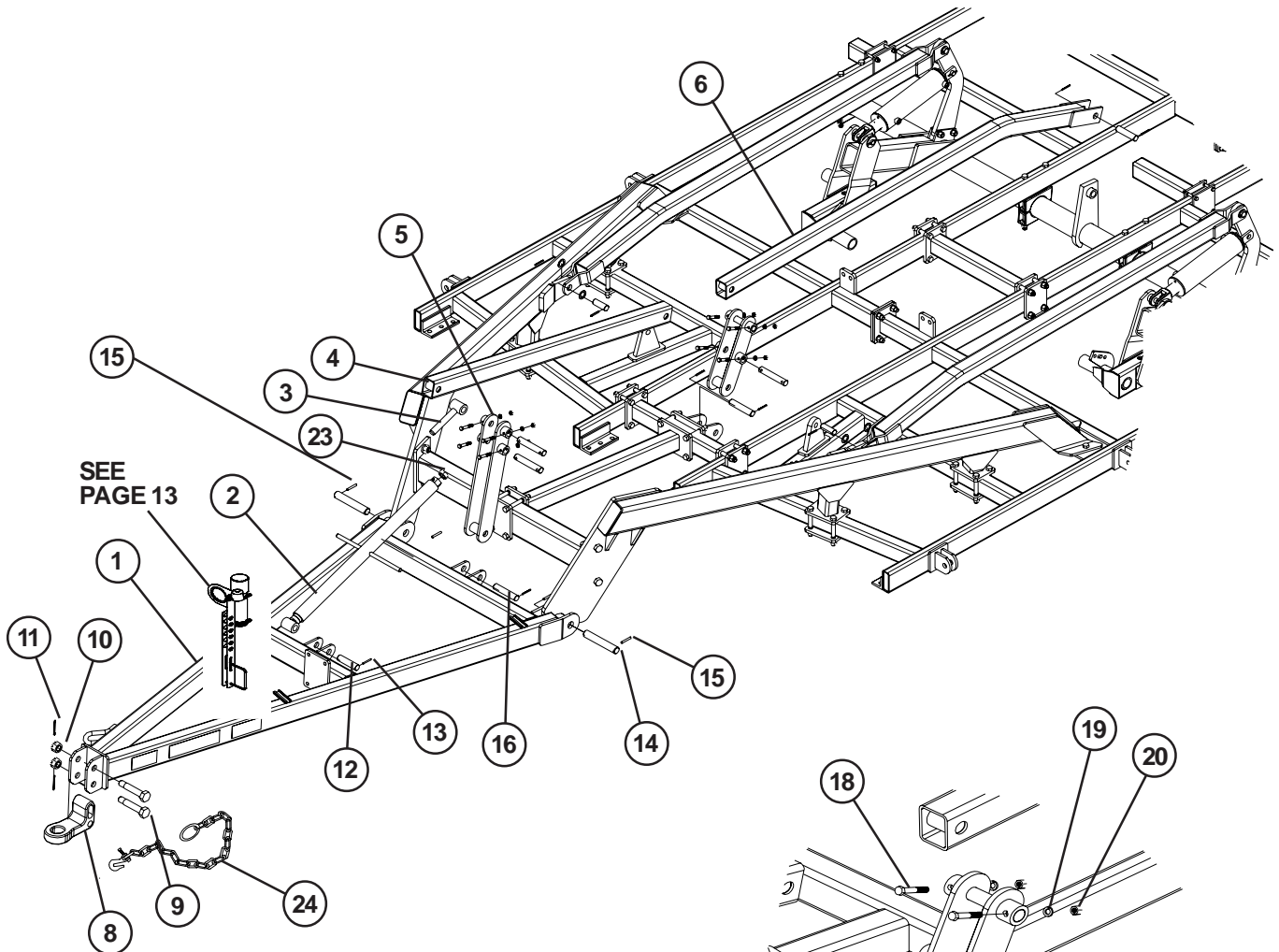
11' PIVOT HITCH



ITEM PART NO. DESCRIPTION

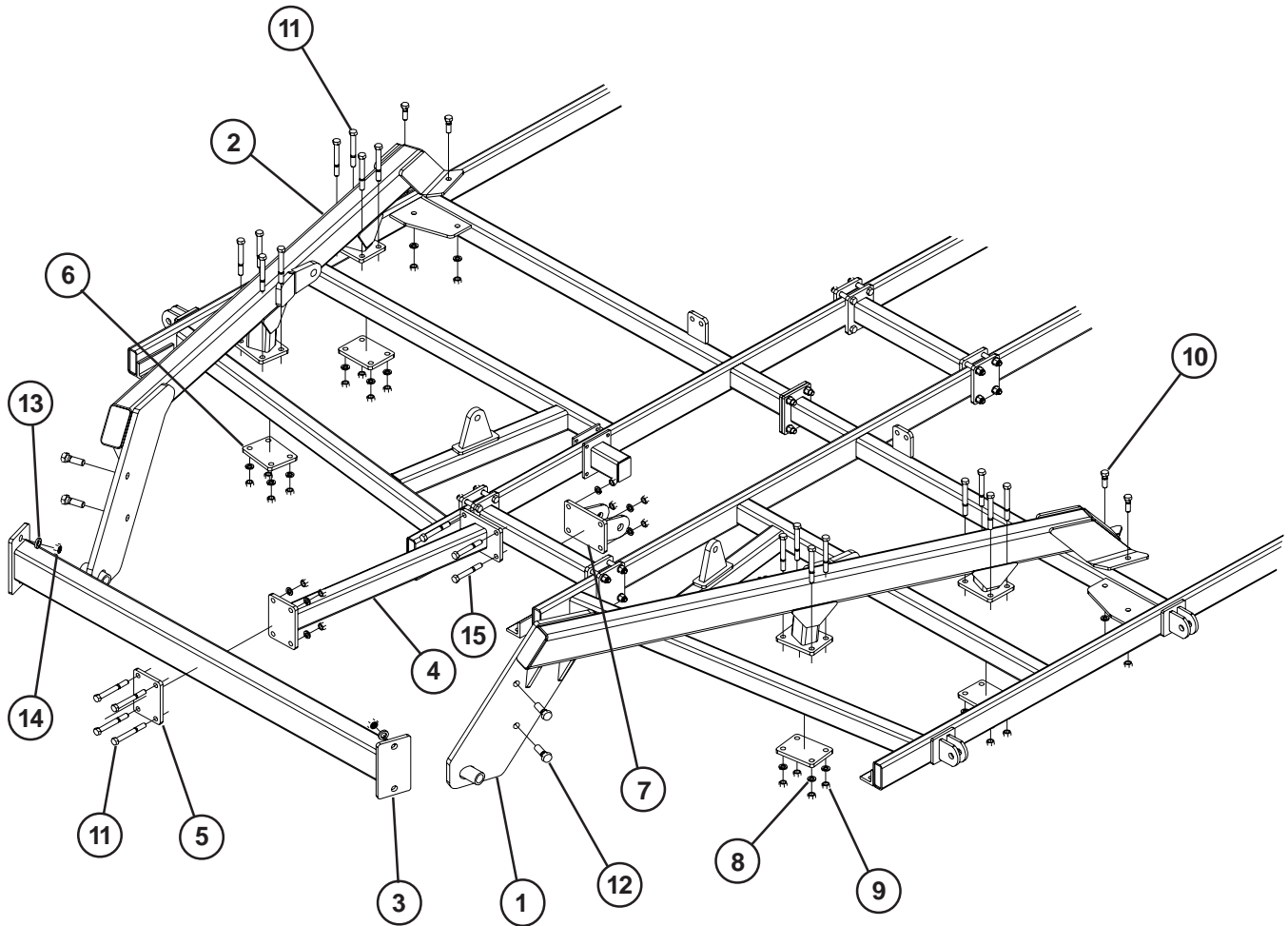
ITEM	PART NO.	DESCRIPTION
1	237626	MAIN POLE WELD-LH
2	237630	MAIN POLE WELD-RH
3	237637	CROSS TUBE WELD-POLE CONNECTION
4	237641	TUBE WELD-FRONT SUPPORT
5	237640	CLAMP PLATE-PAINTED 4X6
6	237633	CLAMP PLATE-PAINTED
7	237694	BRACKET WELD-CENTER LIFT
8	88130	WSHR HLK 3/4ID(13/16ACT)Z
9	88110	NUT HEX 3/4NC
10	88404	BLT HEX 3/4-10NCX2-1/2 5Z
11	89130	BLT HEX 3/4-10NCX6-1/2 5Z
12	88399	BLT HEX 1-8NCX3 5Z
13	88617	WSHR HLK 1IDZ
14	88125	NUT HEX 1-8NC
15	88579	BLT HEX 3/4-10NCX5-1/2 5Z

11' PIVOT HITCH CONTINUED



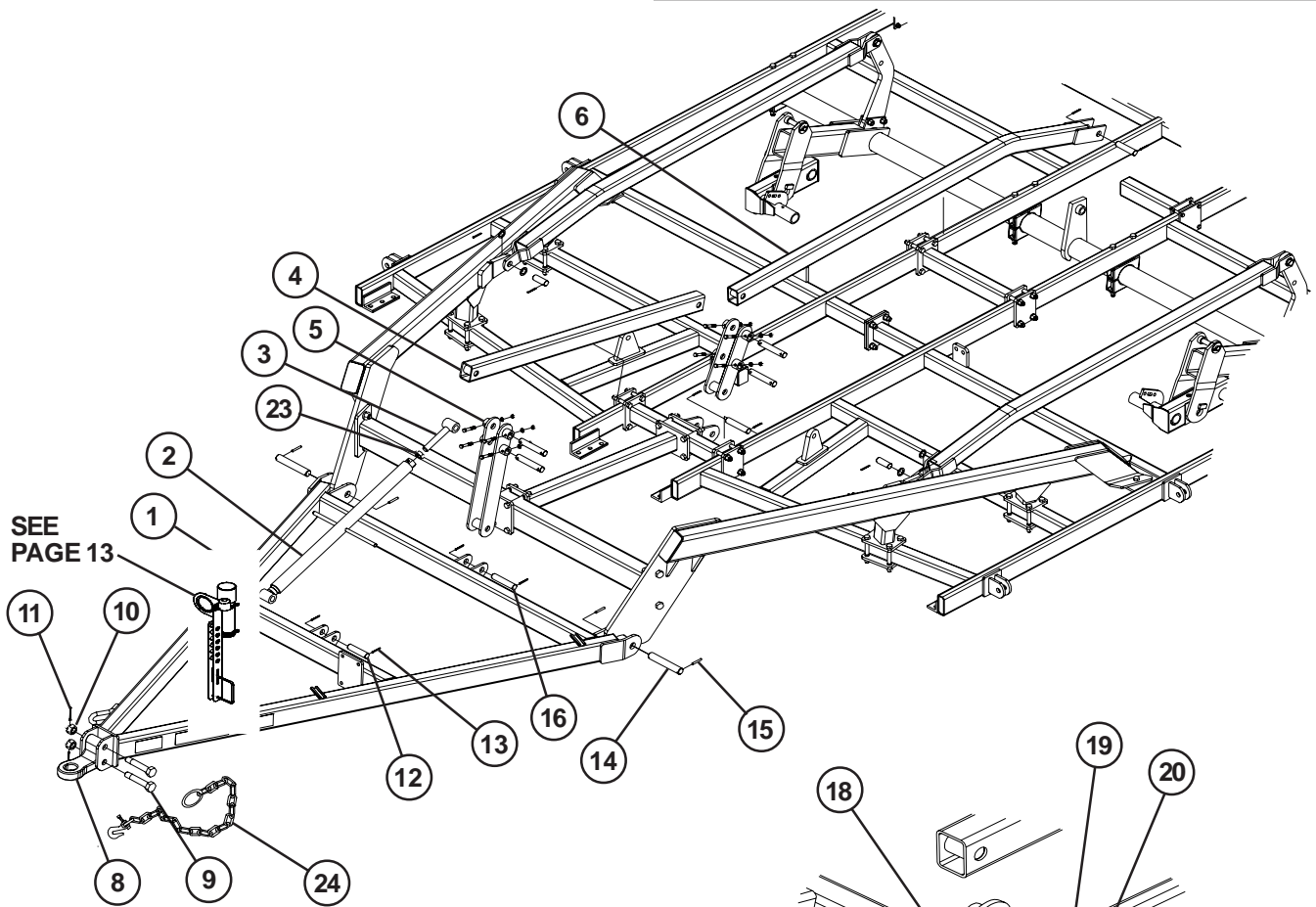
ITEM	PART NO.	DESCRIPTION
1	237623	HITCH WELD-11FT MF DCIII
2	237900	SCREW ADJUSTMENT WELD
3	68026	ADJUSTMENT SCREW
4	237688	CENTER LIFT TUBE WELD-SHORT
5	237685	LINK ARM WELD-CENTER LIFT-FRONT
6	237682	CENTER LIFT TUBE WELD
7	237692	LINK ARM WELD-CENTER LIFT SHORT
8	18236	CAST DUAL HITCH
9	11638	HITCH BOLT
10	88350	NUT SLTD 1-1/4-7NC 5Z
11	88133	PIN COT 3/16DIA X 2 Z
12	68031	HEADLESS PIN(2) 1-1/4 X 5.12
13	42484	1/4 X 2-1/4 ROLL PIN
14	65693	HEADLESS PIN(2) 1-1/2 X 7-3/4
15	88770	PIN ROLL 3/8 DIA X 2-1/2 Z
16	68030	HEADLESS PIN(2) 1-1/4 X 6.13
17	237843	1-1/4 X 7-1/16 DIA PIN-LEVEL LIFT
18	88541	BLT HEX 1/2-13NC X 3 5Z
19	88303	WSHR HLK 1/2ID(9/16ACT)Z
20	88104	NUT HEX 1/2-13NC 5Z
21	68034	HEADLESS PIN(2) 1-1/4 X 3-3/8
22	88440	BSHG MCHRY 1-1/4 X 1-7/8 X 14GA P
23	88622	1-1/4NC JAM NUT
24	24459	SAFTEY CHAIN

14' PIVOT HITCH

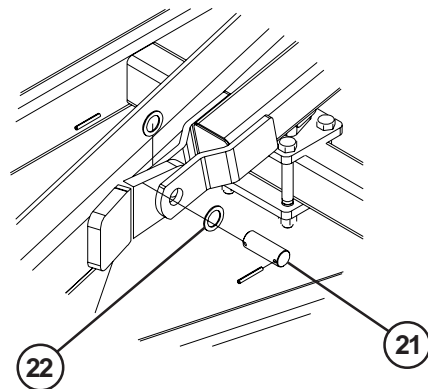
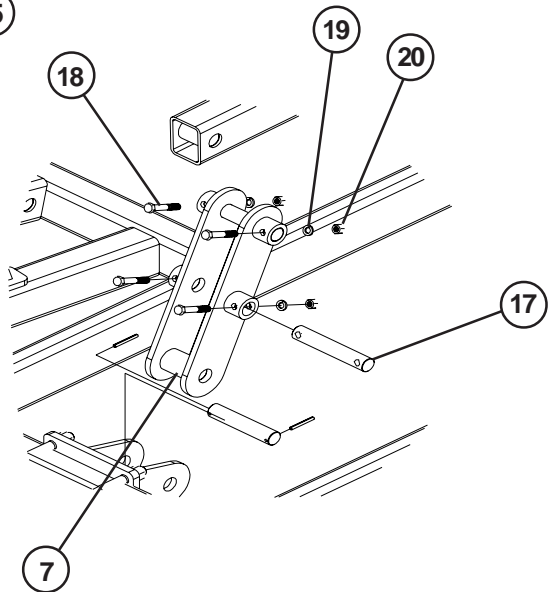


ITEM	PART NO.	DESCRIPTION
1	237626	MAIN POLE WELD-LH
2	237630	MAIN POLE WELD-RH
3	237534	CROSS TUBE WELD-POLE CONN 14FT MF
4	237641	TUBE WELD-FRONT SUPPORT
5	237640	CLAMP PLATE-PAINTED 4X6
6	237633	CLAMP PLATE-PAINTED
7	237694	BRACKET WELD-CENTER LIFT
8	88130	WSHR HLK 3/4ID(13/16ACT)Z
9	88110	NUT HEX 3/4NC
10	88404	BLT HEX 3/4-10NCX2-1/2 5Z
11	89130	BLT HEX 3/4-10NCX6-1/2 5Z
12	88399	BLT HEX 1-8NCX3 5Z
13	88617	WSHR HLK 1IDZ
14	88125	NUT HEX 1-8NC
15	88579	BLT HEX 3/4-10NCX5-1/2 5Z

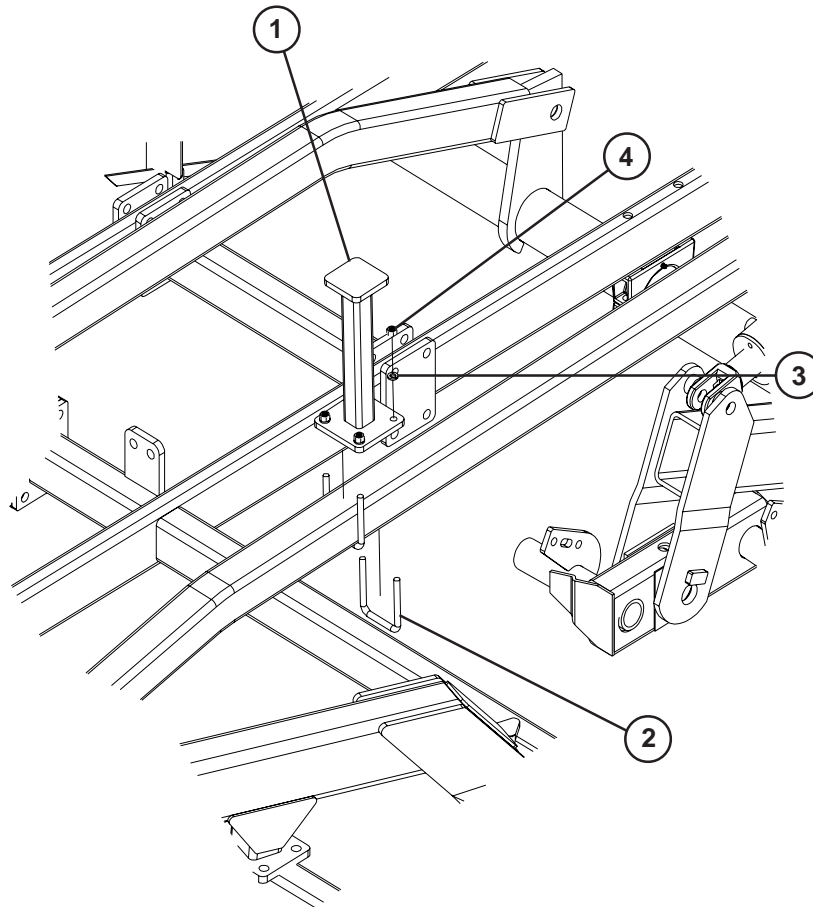
14' PIVOT HITCH CONTINUED



ITEM	PART NO.	DESCRIPTION
1	237527	DCIII MAIN FRAME HITCH WELD 14FT MF
2	237900	SCREW ADJUSTMENT WELD
3	68026	ADJUSTMENT SCREW
4	237688	CENTER LIFT TUBE WELD-SHORT
5	237685	LINK ARM WELD-CENTER LIFT-FRONT
6	237682	CENTER LIFT TUBE WELD
7	237692	LINK ARM WELD-CENTER LIFT SHORT
8	18236	CAST DUAL HITCH
9	11638	HITCH BOLT
10	88350	NUT SLTD 1-1/4-7NC 5Z
11	88133	PIN COT 3/16DIA X 2 Z
12	68031	HEADLESS PIN(2) 1-1/4 X 5.12
13	42484	1/4 X 2-1/4 ROLL PIN
14	65693	HEADLESS PIN(2) 1-1/2 X 7-3/4
15	88770	PIN ROLL 3/8 DIA X 2-1/2 Z
16	68030	HEADLESS PIN(2) 1-1/4 X 6.13
17	237843	1-1/4 X 7-1/16 DIA PIN-LEVEL LIFT
18	88541	BLT HEX 1/2-13NC X 3 5Z
19	88303	WSHR HLK 1/2ID(9/16ACT)Z
20	88104	NUT HEX 1/2-13NC 5Z
21	68034	HEADLESS PIN(2) 1-1/4 X 3-3/8
22	88440	BSHG MCHRY 1-1/4 X 1-7/8 X 14GA P
23	88622	1-1/4NC JAM NUT
24	24459	SAFTEY CHAIN



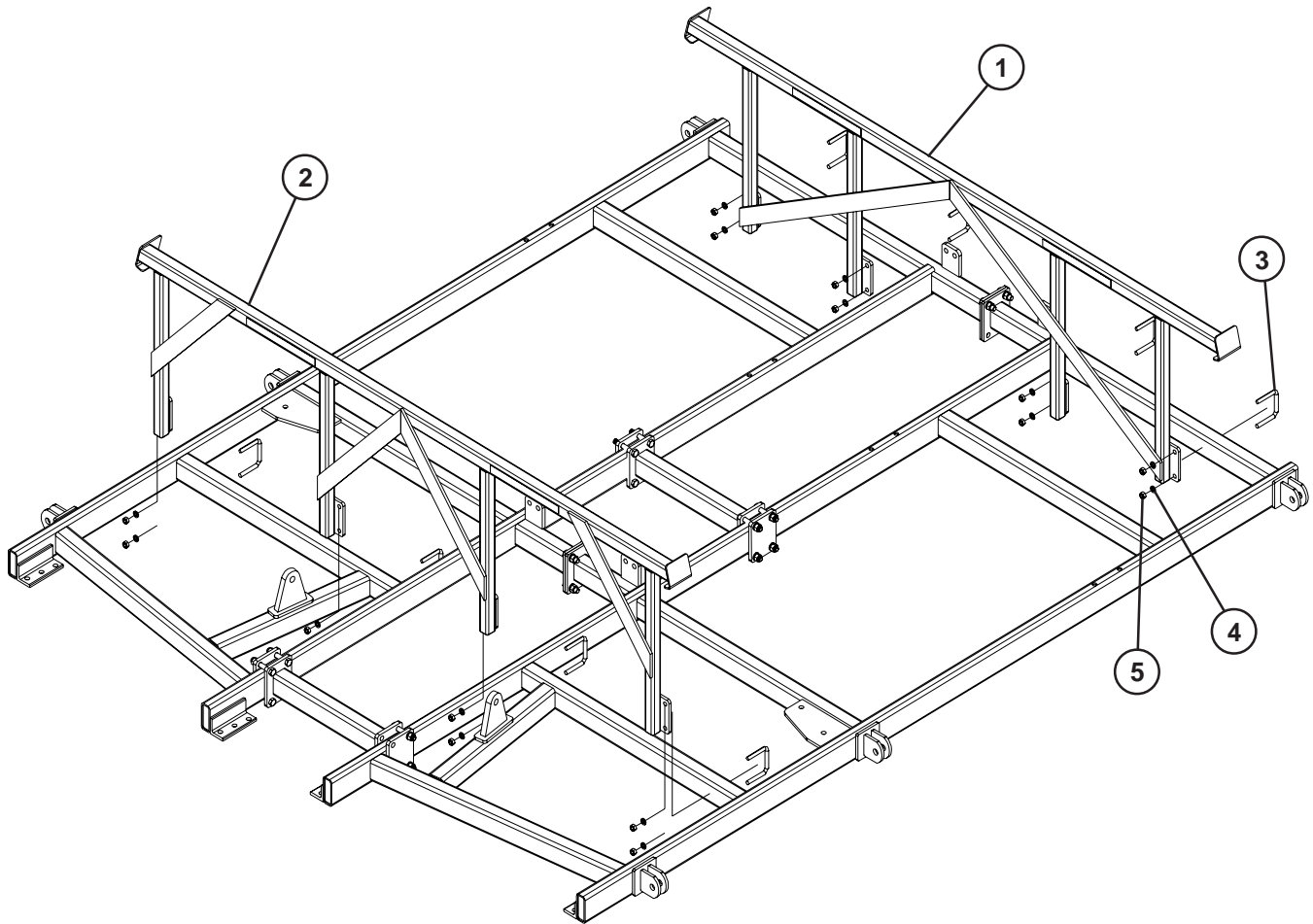
4' WING REST



ITEM	PART NO.	DESCRIPTION
1	239415	WING REST WELD-4FT
2	89269	BLT-U 1/2-13NCX3-1/2X4-3/4 Z
3	88303	WSHR HLK 1/2ID(9/16ACT)Z
4	88104	NUT HEX 1/2-13NC 5Z

NOTE:
11 FT MAIN FRAMES - 239415 WING REST IS MOUNTED ON THE MAST TUBE FOR THE WALKING TANDEM, AS SHOWN, WITH 4FT WINGS.

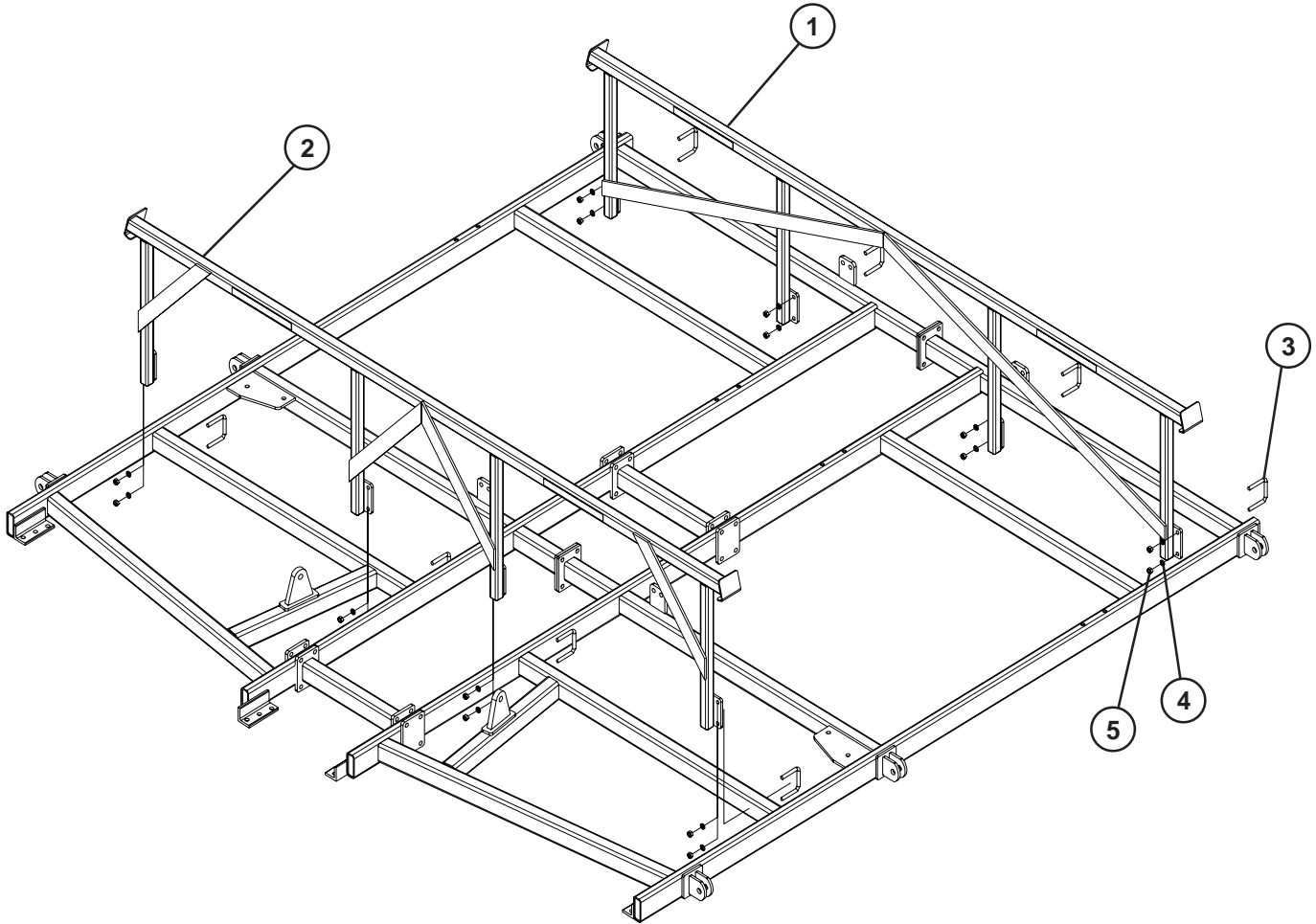
7' & 10' WING RESTS 11' MAIN FRAME



ITEM	PART NO.	DESCRIPTION
1	237803	11FT WING REST WELD-REAR
2	237849	11FT WING REST WELD-FRONT
3	88501	BLT-U 5/8-11NCX4X4-1/4 Z
4	88129	WSHR HLK 5/8ID(11/16ACT)Z
5	88126	NUT HEX 5/8-11NC

NOTE:
11 FT MAIN FRAMES - 237803 WING REST IS MOUNTED ON THE REAR AND 237849 IS MOUNTED ON THE FRONT, AS SHOWN, WITH 7FT & 10FT WINGS.

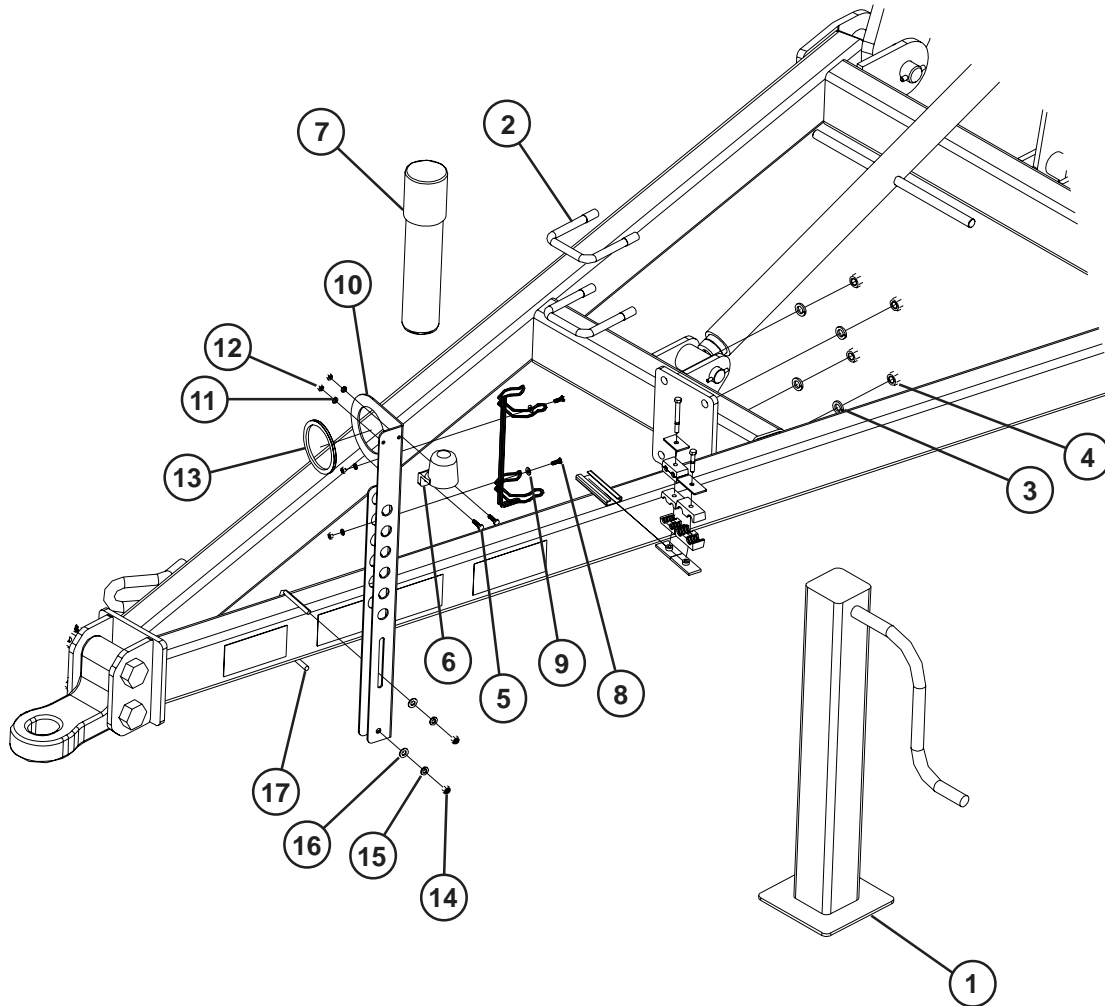
10' WING REST 14' MAIN FRAME



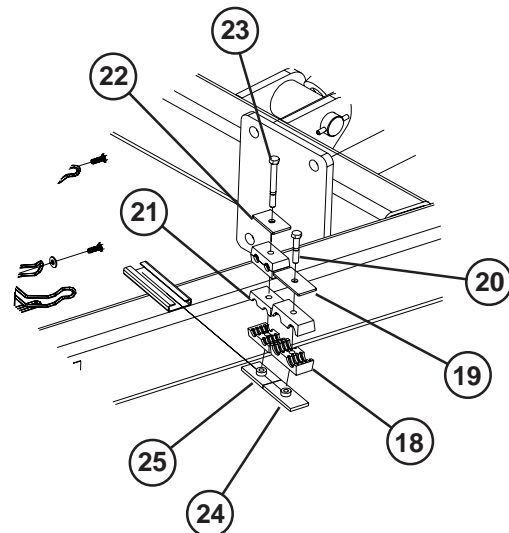
ITEM	PART NO.	DESCRIPTION
1	237823	DCIII 14FT WING REST WELD-REAR
2	237852	DCIII 14FT WING REST WELD-FRONT
3	88501	BLT-U 5/8-11NCX4X4-1/4 Z
4	88129	WSHR HLK 5/8ID(11/16ACT)Z
5	88126	NUT HEX 5/8-11NC

NOTE:
14 FT MAIN FRAMES - 237823 WING REST IS MOUNTED ON THE REAR AND 237852 IS MOUNTED ON THE FRONT, AS SHOWN, WITH 10FT WINGS.

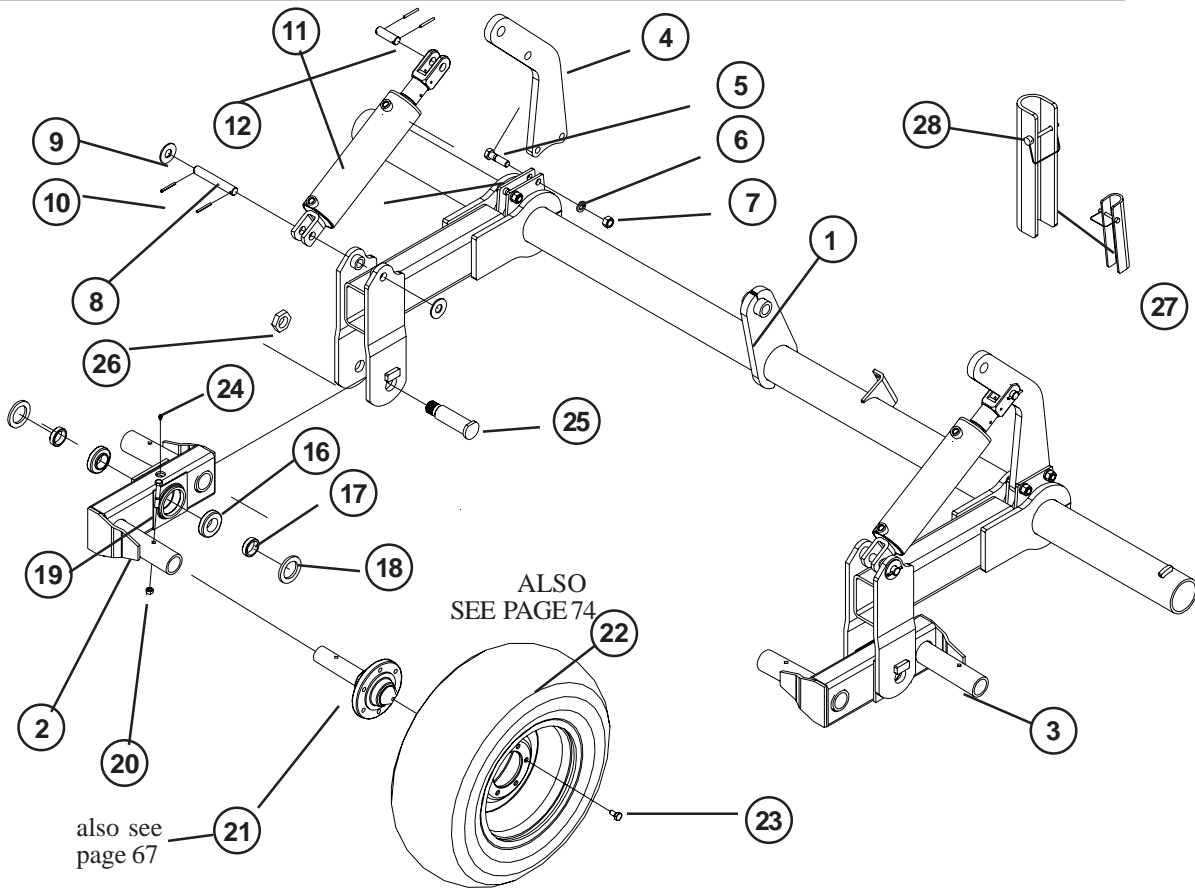
JACK STAND & UTILITY POLE



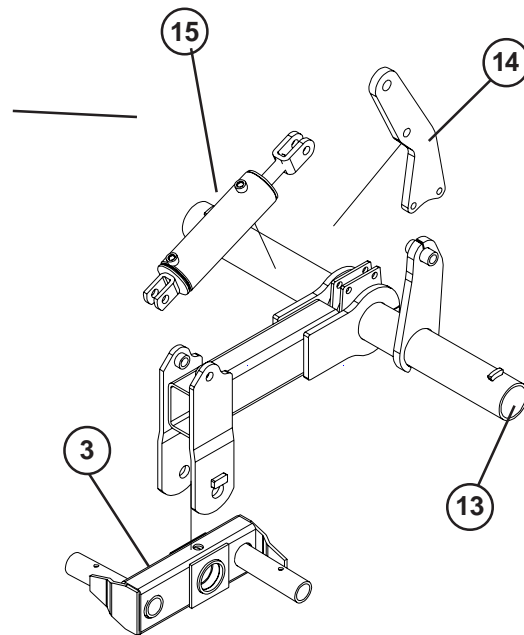
ITEM	PART NO.	DESCRIPTION
1	222324	SIDE WIND JACK-BLACK
2	88145	BLT-U 5/8-11NCX4X5-1/4 Z
3	88129	WSHR HLK 5/8ID(11/16ACT)Z
4	88126	NUT HEX 5/8-11NC 5Z
5	88203	1/4NCX1 BOLT
6	223329	PLUG HOLDER
7	234313	MANUAL TUBE WITH BRACKET
8	88993	1/4NCX3/4 BOLT
9	88261	1/4" FLAT WASHER
10	236142	HYD HOSE BRACKET
11	88262	1/4" LOCK WASHER
12	88172	1/4NC HEX NUT
13	236092	RUBBER EDGE
14	88103	3/8NC HEX NUT
15	88362	3/8" LOCK WASHER
16	88282	3/8" FLAT WASHER
17	89069	3/8NCX4X5 U-BOLT
18	238400	CUSHION CLAMP 3190/190DPP
19	238402	COVER PLATE GD3D
20	88480	BLT HEX 5/16-18NCX1-3/4 5Z
21	221444	CLAMP HALF 1/4 TWIN
22	221445	COVER PLATE
23	89005	BLT HEX 5/16-18NCX3 5Z
24	238401	WELD PLATE SP3D
25	221443	TWIN PLATE



11' & 14' MAIN FRAME & 10' WING TANDEM AXLE

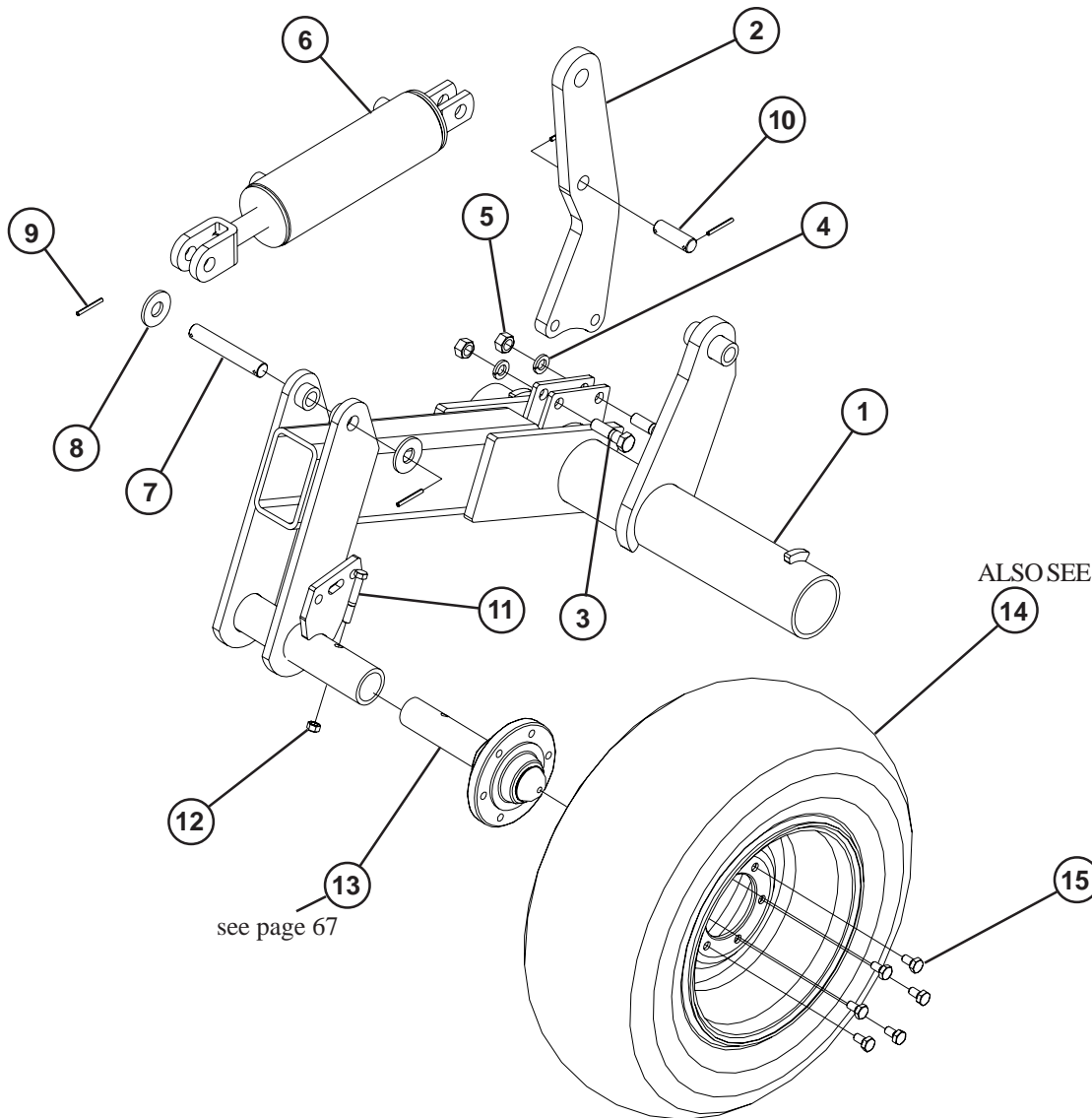


ITEM	PART NO.	DESCRIPTION
1	221396	11FT MAIN FRAME AXLE (SHOWN)
	237525	14FT MAIN FRAME AXLE
2	61834	RIGHT HD WALKING ASSY 2" → INCLUDES
3	61832	LEFT HD WALKING ASSY 2" (16 & 24)
4	221262	12.6 MAST ANCHOR
5	88841	BLT HEX 3/4-10NCX2-3/4 5Z
6	88130	WSHR HLK 3/4ID(13/16ACT)Z
7	88110	NUT HEX 3/4-10NC 5Z
8	68033	HEADLESS PIN(2) 1X6.38
9	88196	WSHR FLAT 1(1-1/16X2-1/2ACT)Z
10	42484	1/4X2-1/4 ROLL PIN
11	67683F1	HYD CYL 4X12.56BP FGS #A519CY24
12	42473	HEADLESS PIN (H) (2) 1X2-3/8
13	237617	WING AXLE WELD-LH (SHOWN)
	237819	WING AXLE WELD-RH
14	221261	10.8 MAST ANCHOR
15	67688F1	HYD CYL 4X10.8BP FGS #A519CY25
16	12103	1.75 BORE BRG CONE (25580)
17	16278	BEARING BUSHING
18	26120	SEAL REPLACE BY 23733
19	88429	1/2NFX3-1/4 GR5 BOLT
20	88304	1/2NF LOCK NUT
21	14131	2" HUB & SPINDLE
22	65696	WHL ASSY 11LX15 6B 10" 12PGRAY
23	88142	BLT WHL 1/2-20NFX1 (13/16 HEAD)
24	88550	1/4NF GREASE FITTING
25	16277	TANDEM PIN
26	42082	1-1/2NF HYDRA LOCK NUT
27	220061	1-1/2" CHNL LOCK 10" (BLK)
28	915402	5/16X2-3/4 LYNCH PIN



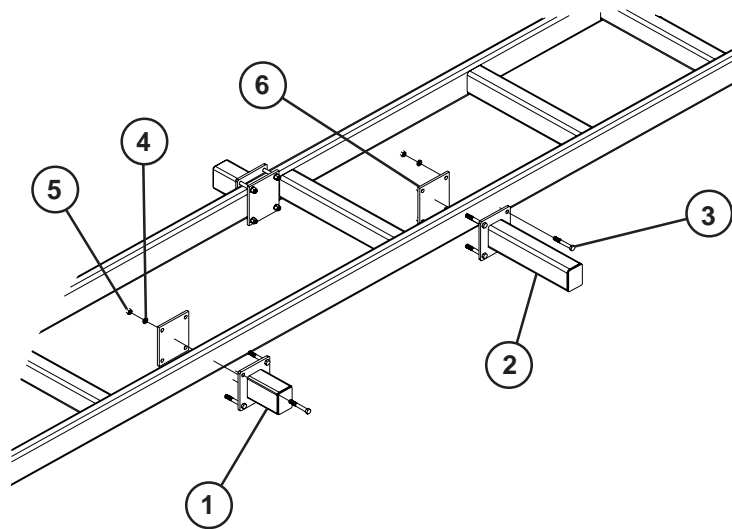
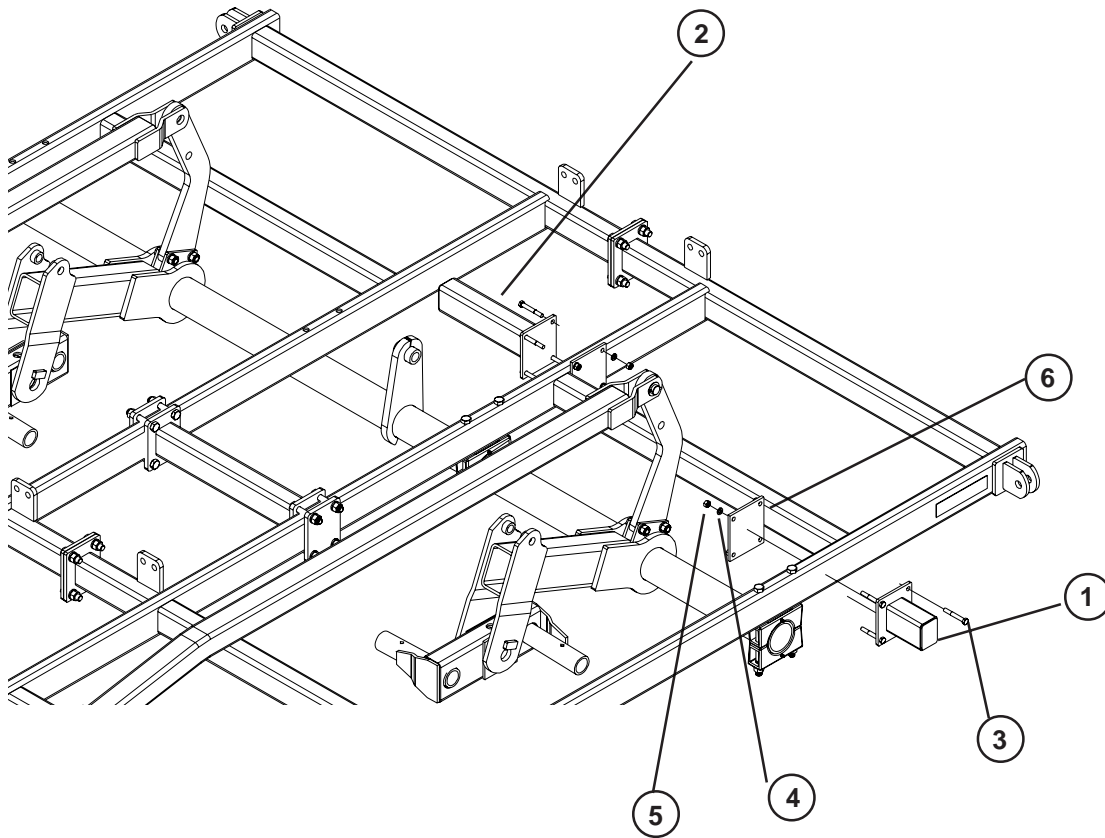
WING WALKER ASSY SAME AS MAIN AXLE

7' WING AXLE



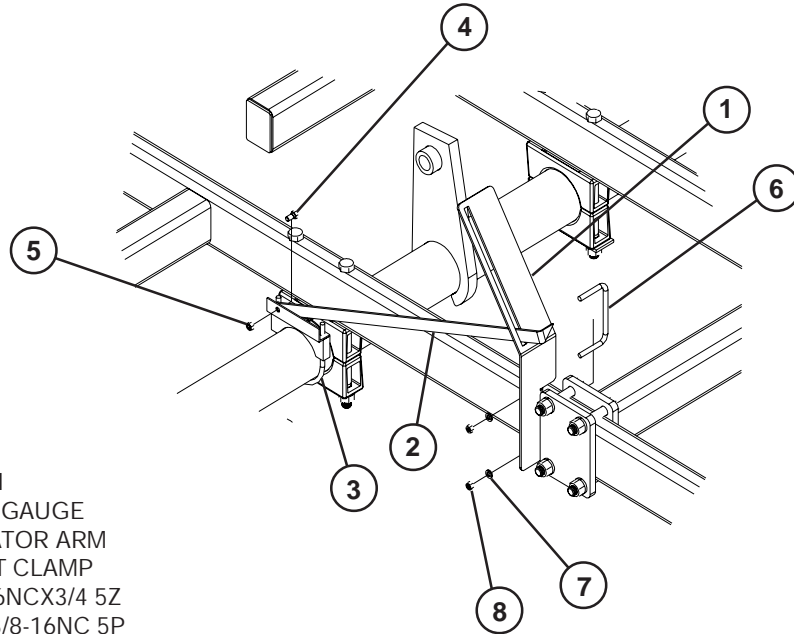
ITEM	PART NO.	DESCRIPTION
1	238463	DCIII WING AXLE WELD 7FT LH (SHOWN)
	238466	DCIII WING AXLE WELD 7FT RH
2	221261	10.8 MAST ANCHOR
3	88841	BLT HEX 3/4-10NCX2-3/4 5Z
4	88130	WSHR HLK 3/4ID(13/16ACT)Z
5	88110	NUT HEX 3/4-10NC 5Z
6	67688F1	HYD CYL 4X10.8BP FGS #A519CY25
7	68033	HEADLESS PIN(2) 1X6.38
8	88196	WSHR FLAT 1(1-1/16X2-1/2ACT)Z
9	42484	1/4X2-1/4 ROLL PIN
10	42473	HEADLESS PIN (H) (2) 1X2-3/8
11	88249	1/2NFX3-1/4 GR5 BOLT
12	88304	1/2NF LOCK NUT
13	14131	2" HUB & SPINDLE
14	24538	WHL ASSY 11LX15 6B 8" 8PGRAY
15	88142	1/2NFX1 (13/16 HEAD)

6-1/2" & 16-1/2" STUB ATTACHMENTS



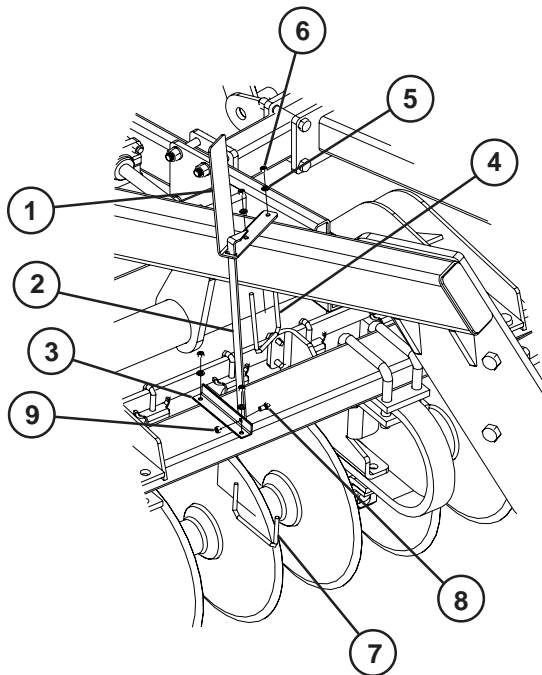
ITEM	PART NO.	DESCRIPTION
1	68021	6-1/2" SHANK STUB (5"MTG)
2	237376	SHANK STUB WELD 16-1/2IN
3	88507	BLT HEX 1/2-13NCX3-1/2 5Z
4	88303	WSHR HLK 1/2ID(9/16ACT)Z
5	88104	NUT HEX 1/2-13NC 5Z
6	65688	BOLT PLATE 5.5X4.75-RED (5"MTG)

MAIN FRAME DEPTH GAUGE



ITEM	PART NO.	DESCRIPTION
1	238406	PLATE-DEPTH GAUGE
2	69309	DEPTH INDICATOR ARM
3	69314	4-1/2 EXHAUST CLAMP
4	88566	BLT HEX 3/8-16NCX3/4 5Z
5	88162	NUT 2POSLK 3/8-16NC 5P
6	89280	BLT-U 3/8-16NCX5X3 Z
7	88362	WSHR HLK 3/8ID Z
8	88103	NUT HEX 3/8-16NC 5Z

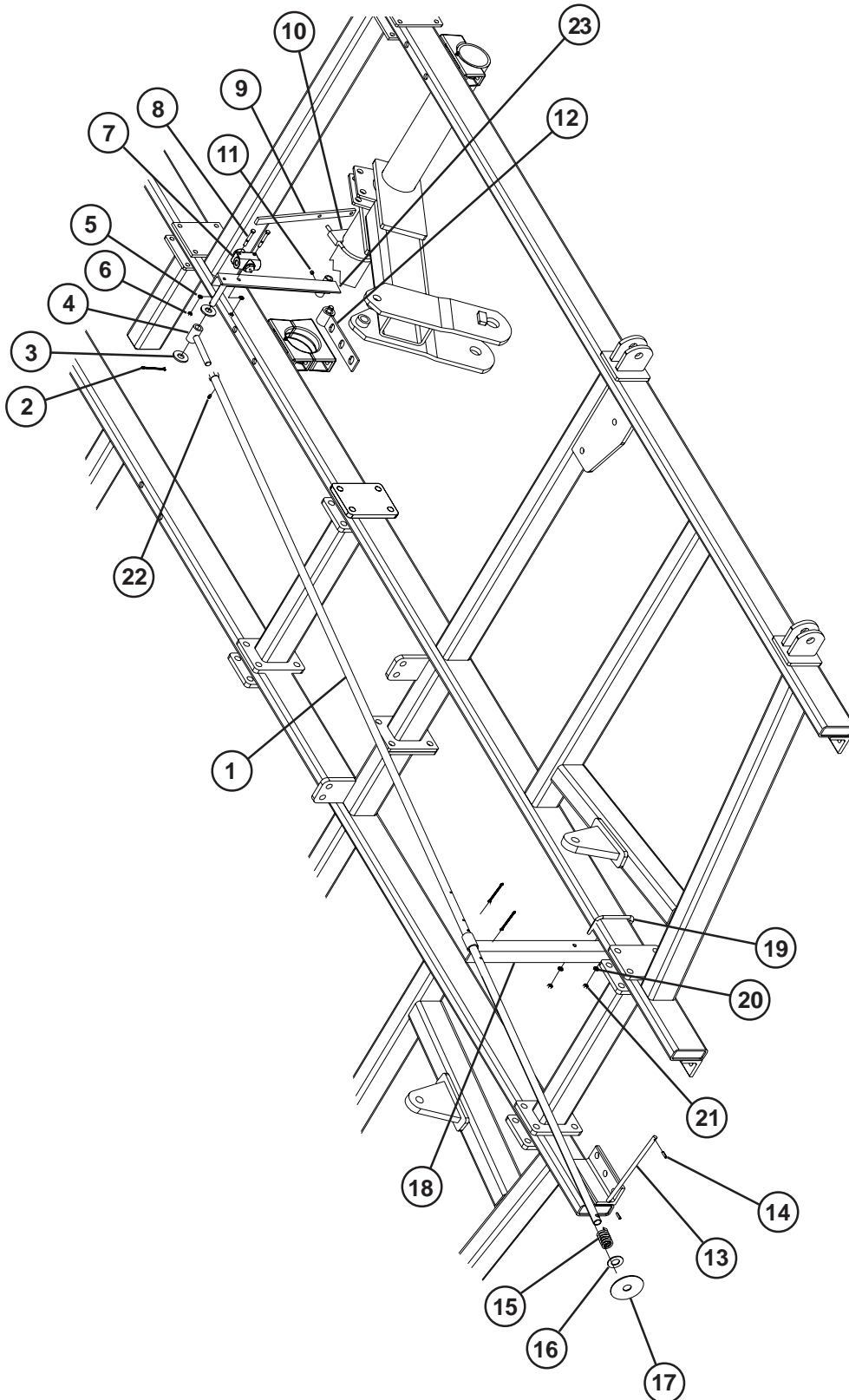
DISK GANG DEPTH GAUGE



ITEM	PART NO.	DESCRIPTION
1	237879	PLATE-DEPTH GAUGE-DISK GANG
2	238405	INDICATOR ARM-DISK GANG
3	237878	ANGLE DEPTH GAUGE
4	89040	BLT-U 3/8-16NCX4X7 Z
5	88362	WSHR HLK 3/8ID Z
6	88103	NUT HEX 3/8-16NC 5Z
7	89358	BLT-U 3/8-16NCX6X3-3/4 Z
8	88566	BLT HEX 3/8-16NCX3/4 5Z
9	88162	NUT 2POSLK 3/8-16NC 5P

SINGLE POINT DEPTH CONTROL

SERIAL NUMBERS 457343 & BELOW

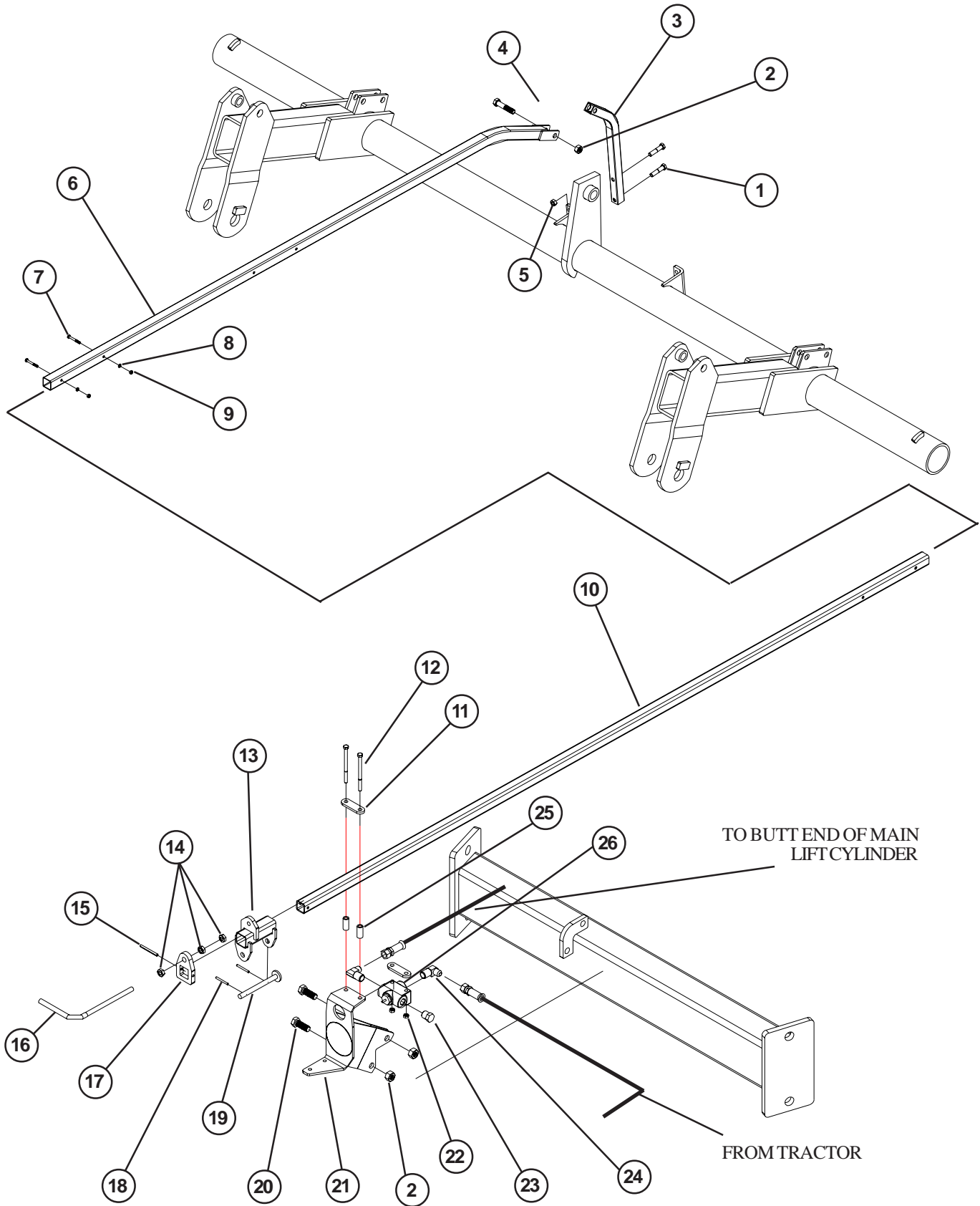


SINGLE POINT DEPTH CONTROL

ITEM	PART NO.	DESCRIPTION
1	238410	ADJUSTMENT TUBE WELD DCIII SNGL PT
2	88133	3/16X2 COTTER PIN
3	88131	WSHR FLAT 3/4ID(13-16ACT)Z
4	69318	THREADED ADJUSTMENT ROD
5	88358	WSHR HLK 5/16ID Z
6	88127	NUT HEX 5/16-18NC 5Z
7	51975	DCV ASSEMBLY
	55836	DCV VALVE REPAIR CARTRIDGE
8	89004	BLT HEX 5/16-18NCX2-1/2 5Z
9	69322	DEPTH ARM
10	69314	4-1/2 EXHAUST CLAMP
11	88709	SCR SET 3/8-16NCC3/8 CUP-PT P
12	69319	ARM MOUNT W/BEARING
13	69308	ROD
14	88649	PIN ROLL 1/4DIAX1 Z
15	69302	COMPRESSION SPRING (RED)
16	88738	WSHR FLAT 1SAE(1-1/16X2ACT)Z
17	69323	DECAL DONUT
18	238412	ROD MOUNT WELD-SINGLE PT
19	89280	BLT-U 3/8-16NCX5X3 Z
20	88362	WSHR HLK 3/8ID Z
21	88103	NUT HEX 3/8-16NC 5Z
22	88550	FTG GRS 1/4-28 3038-B
23	69316	ARM

SINGLE POINT DEPTH CONTROL

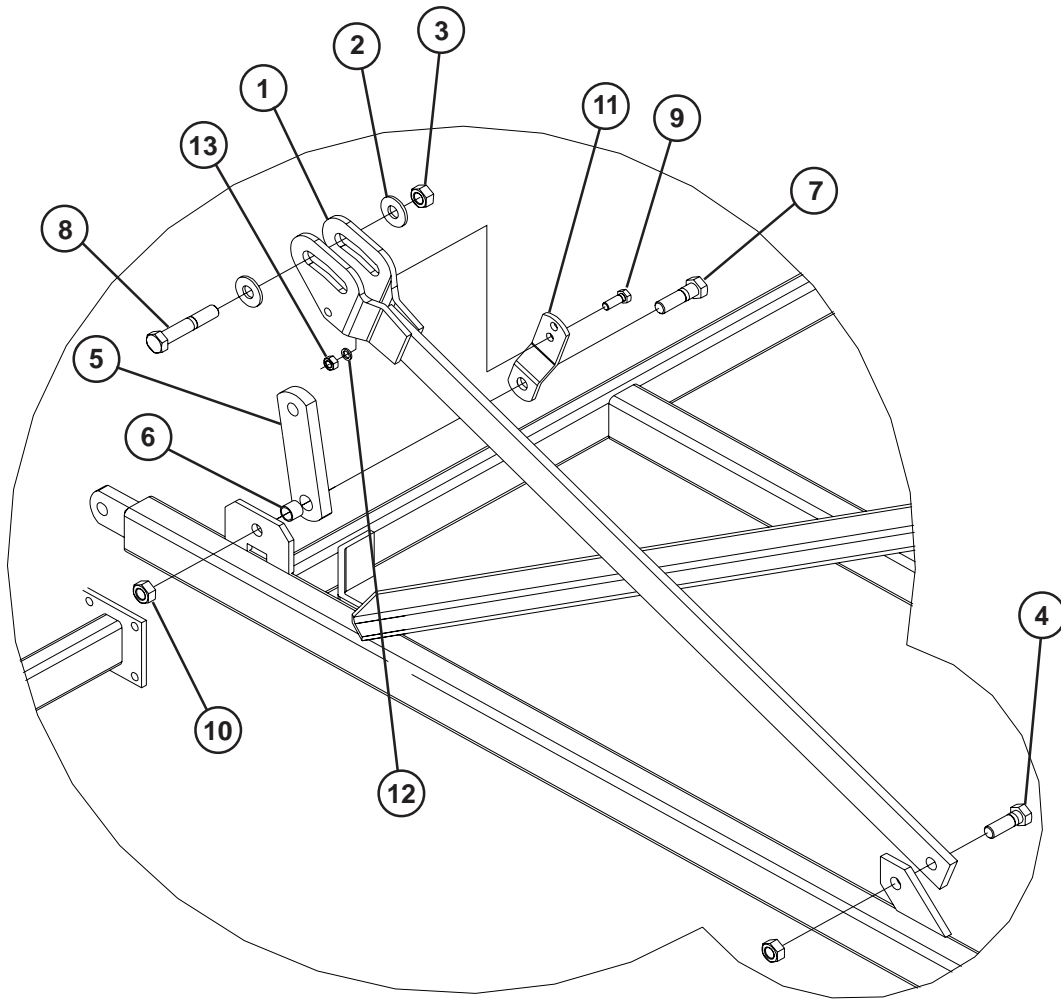
SERIAL NUMBERS 457344 & UP



SINGLE POINT DEPTH CONTROL

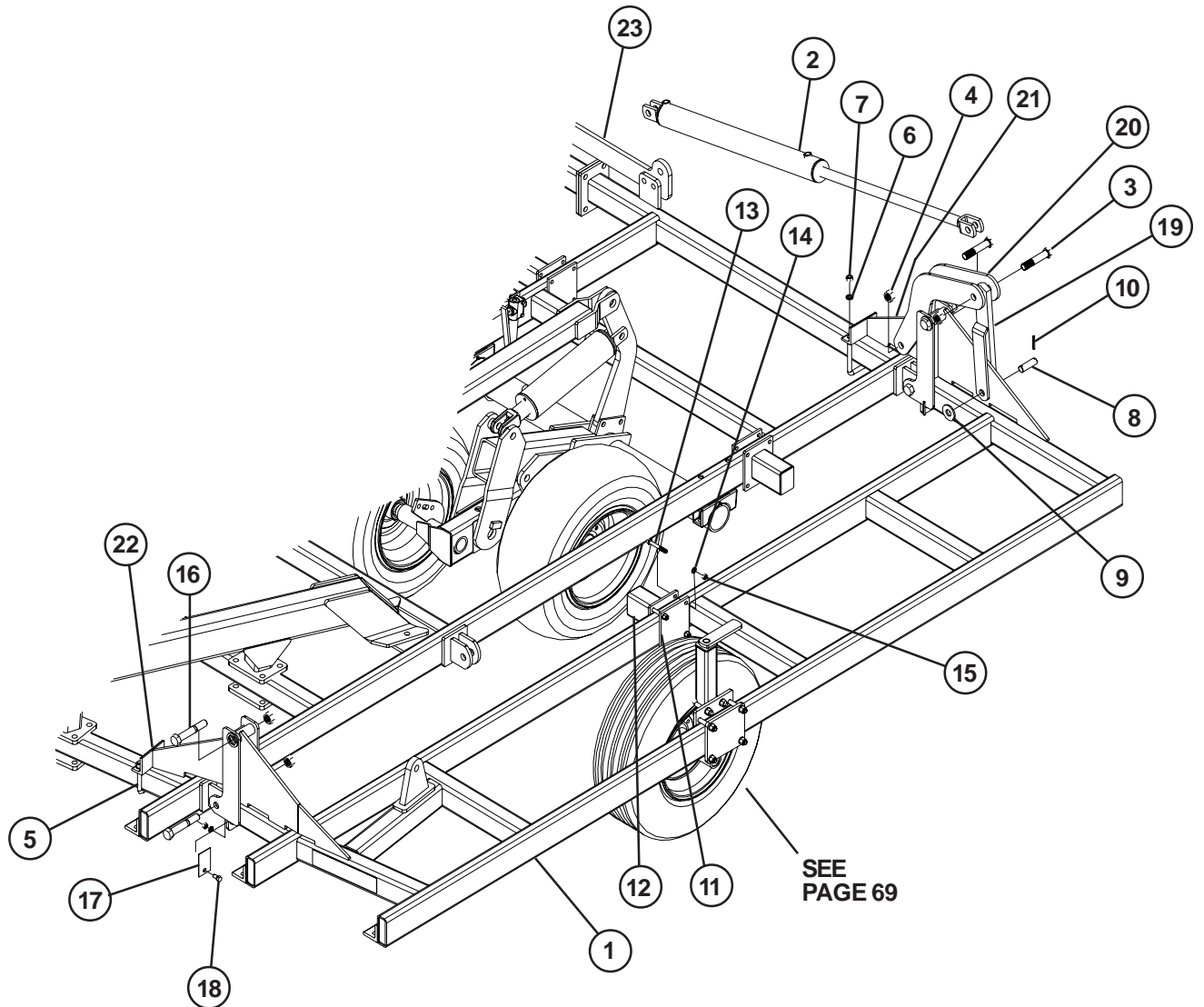
ITEM	PART NO.	DESCRIPTION
1	88825	BLT HEX 1/2NCX2 -1/4 5Z
2	88369	NUT 2POSLK 5/8 -11NC 5Z
3	238652	SINGLE POINT TUBE -SHORT
4	88408	BLT 5/8-11NCX3 5Z
5	88363	NUT 2POSLK 1/2-13NC 5Z
6	241487	BENT TUBE WLED - SINGLE POINT
7	89058	BLT HEX 1/4NCX2 5Z
8	88262	WSHR HLK 1/4ID(5/16ACT) Z
9	88172	NUT HEX 1/4-20NC 5Z
10	241488	INNER TUBE - SINGLE POINT
11	238636	VALVE SPACER (ZINC)
12	88812	BLT HEX 5/16-18NCX4-1/2 2Z
13	222111	SLIDE ADJSUT
14	88561	NUT JAM 1/2-13NC 5Z
15	88767	PIN ROL 1/4DIA X2-1/2 Z
16	222182	ADJUST CRANK
17	222107	ADJUST EAR
18	89708	PIN ROLL 3/16X1-3/4 Z
19	222180	SPRING PIN (ZINC)
20	88838	BLT HEX 5/8-11NCX1-3/4 5Z
21	238638	SINGLE POINT BRACKET
22	88540	NUT 2POSLK 5/16-18NC 5P
23	88296	HYDH PIPE PLUG 1/2NPT
24	13236	ELB 8MJ X 8MPT
25	238637	SPACER TUBE (ZINC)
26	51975	DCV ASSEMBLY
	55836	DCV VALVE REPAIR CARTRIDGE

WING LIFT COMPONENTS



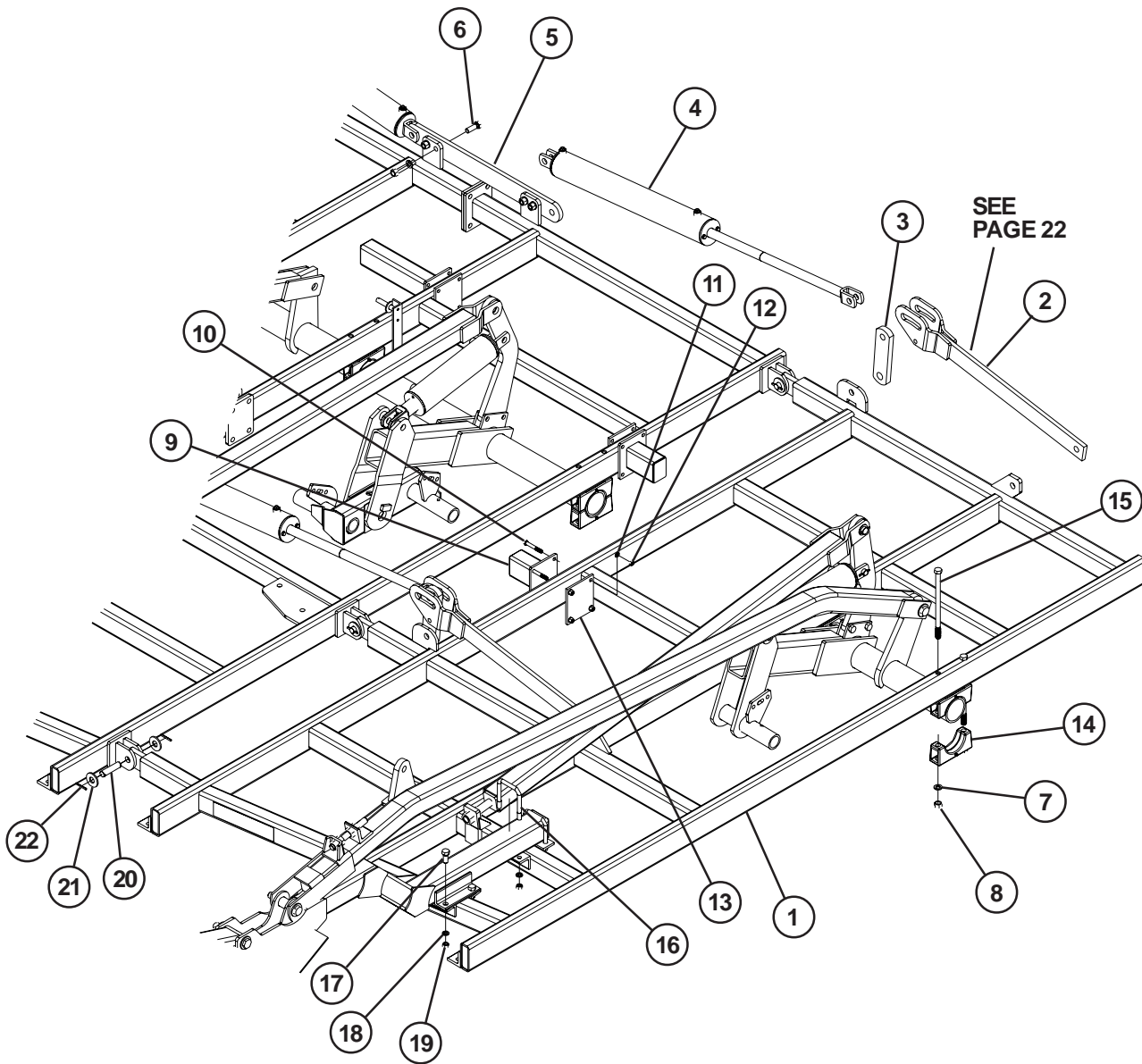
ITEM	PART NO.	DESCRIPTION
1	220870	LIFT LINK ARM-SHORT
2	88196	1 FLAT WASHER
3	89075	1NC NYLON TOPLOCK NUT
4	88399	1NCX3 GR5 BOLT
5	48522	WING LIFT LINK
6	48523	WING LIFT BUSHING (1.032IDX1-1/4ODX1.06)
7	88447	1NCX3-1/2 GR5 BOLT
8	88670	1NCX5-1/2 GR5 BOLT
9	88838	5/8NCX1-3/4 GR5 BOLT
10	88348	1NC LOCK NUT
11	220871	WING LINK STRAP
12	88129	WSHR HLK 5/8ID(11/16ACT)Z
13	88126	NUT HEX 5/8-11NC 5Z

4' WING



ITEM	PART NO.	DESCRIPTION	ITEM	PART NO.	DESCRIPTION
1	238498	WING FRAME WELD-LH 4FT (SHOWN)	19	67903	LINKAGE ARM
	239420	WING FRAME WELD-RH 4FT	20	67934	PLATE (2-HOLE)
2	51242F	CYL HYD 3X30 FGS #A519CY11	21	238497	WING HINGE WELD-LH REAR (SHOWN)
3	88312	BLT HEX 1-8NCX5 5Z		239438	WING HINGE WELD-RH REAR
4	89075	NUT NYLON LOCK 1-8NC 5Z	22	238494	WING HINGE WELD-FRONT LH (SHOWN)
5	88503	BLT-U 5/8-11NCX3X5-1/4 Z		239419	WING HINGE WELD-FRONT RH
6	88129	WSHR HLK 5/8ID(11/16ACT)Z	23	239418	BAR-CYL MOUNT 4FT WING FOLD
7	88126	NUT HEX 5/8-11NC			
8	42473	HEADLESS PIN (H) (2) 1X2-3/8			
9	88196	WSHR FLAT 1(1-1/16X2-1/2ACT)Z			
10	42484	1/4X2-1/4 ROLL PIN			
11	65688	BOLT PLATE 5.5X4.75-RED (5"MTG)			
12	68021	6-1/2" SHANK STUB (5"MTG)			
13	88507	BLT HEX 1/2-13NCX3-1/2 5Z			
14	88303	WSHR HLK 1/2ID(9/16ACT)Z			
15	88104	NUT HEX 1/2-13NC 5Z			
16	88264	BLT HEX 1-8NCX6 5Z			
17	51469	SHIM			
18	89015	BLT HEX 1/2-13NCX1 5Z			

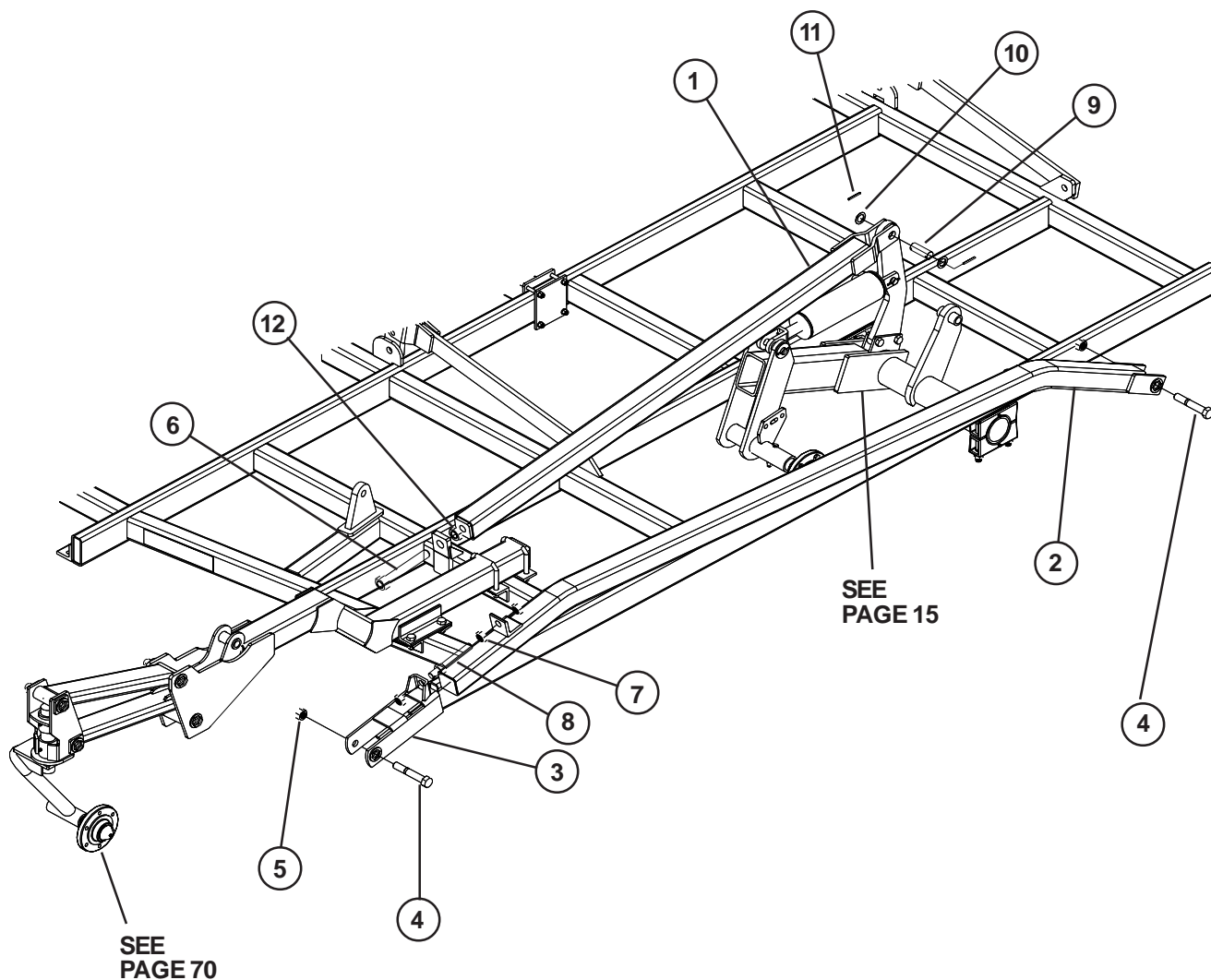
7' WING



ITEM	PART NO.	DESCRIPTION
1	238467	WING FRAME WELD-LH 7FT (SHOWN)
	238483	WING FRAME WELD-RH 7FT
2	220870	WING LIFT ARM-SHORT
3	48522	WING LIFT LINK
4	51229F	HYD CYL 4X30 FGS #A519CY02
5	237807	BAR-CYL MOUNT-WING FOLD 11FT MF
6	88604	BLT HEX 3/4-10NCX2 5Z
7	88130	WSHR HLK 3/4ID(13/16ACT)Z
8	88110	NUT HEX 3/4-10NC 5Z
9	68021	6-1/2" SHANK STUB (5"MTG)
10	88507	BLT HEX 1/2-13NCX3-1/2 5Z
11	88303	WSHR HLK 1/2ID(9/16ACT)Z
12	88104	NUT HEX 1/2-13NC 5Z
13	65688	BOLT PLATE 5.5X4.75-RED (5"MTG)
14	34132	AXLE CLAMP ASSEMBLY
15	89165	BLT HEX 3/4-10NCX13 5P

ITEM	PART NO.	DESCRIPTION
16	88145	BLT-U 5/8-11NCX4X5-1/4 Z
17	88405	BLT HEX 3/4-11NCX1-3/4 5Z
18	88129	WSHR HLK 5/8ID(11/16ACT)Z
19	88126	NUT HEX 5/8-11NC
20	221714	HEADLESS PIN (H) (2) 1X3-7/8
21	88196	WSHR FLAT 1(1-1/16X2-1/8ACT)Z
22	42484	1/4X2-1/4 ROLL PIN

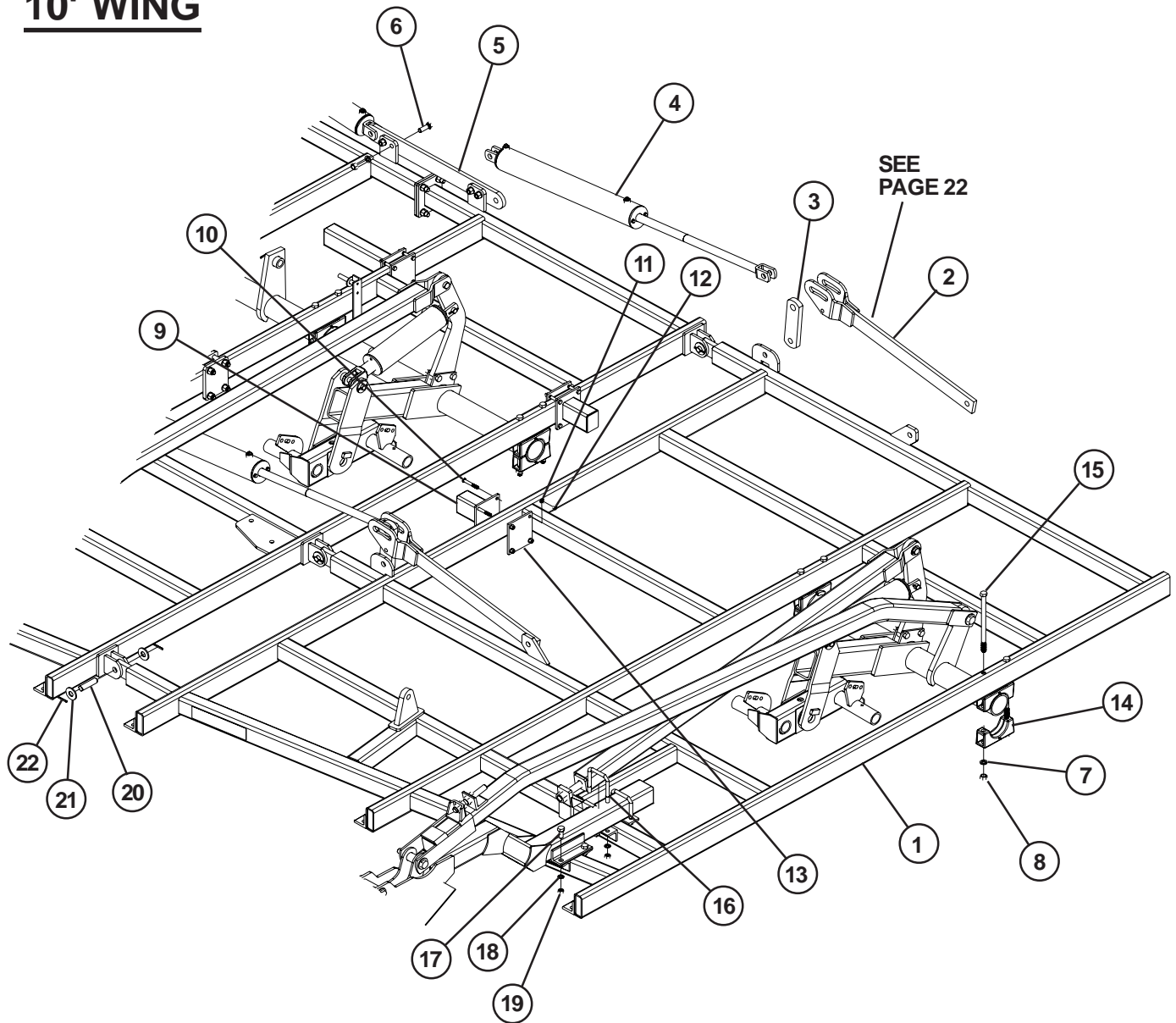
7' WING CONTINUED



ITEM PART NO. DESCRIPTION

ITEM	PART NO.	DESCRIPTION
1	237700	TUBE WELD-WING MAST
2	238477	TUBE WELD-GANG WHEEL-7FT WING
3	220843	GAUGE TUBE ADJUSTABLE BRACKET
4	88264	BLT HEX 1-8NCX6 5Z
5	89075	NUT NYLON LOCK 1-8NC 5Z
6	69799	ADJUSTER ROD (9.5)
7	88125	NUT HEX 1-8NC 5Z
8	48890	ADJUSTMENT ROD ASSEMBLY
9	68034	HEADLESS PIN (2) 1-1/4 X 3.38
10	88440	BSHG MCHRY 1-1/4X1-7/8X14GA P
11	42484	1/4X2-1/4 ROLL PIN
12	88622	NUT JAM 1-1/4-7NC 5Z

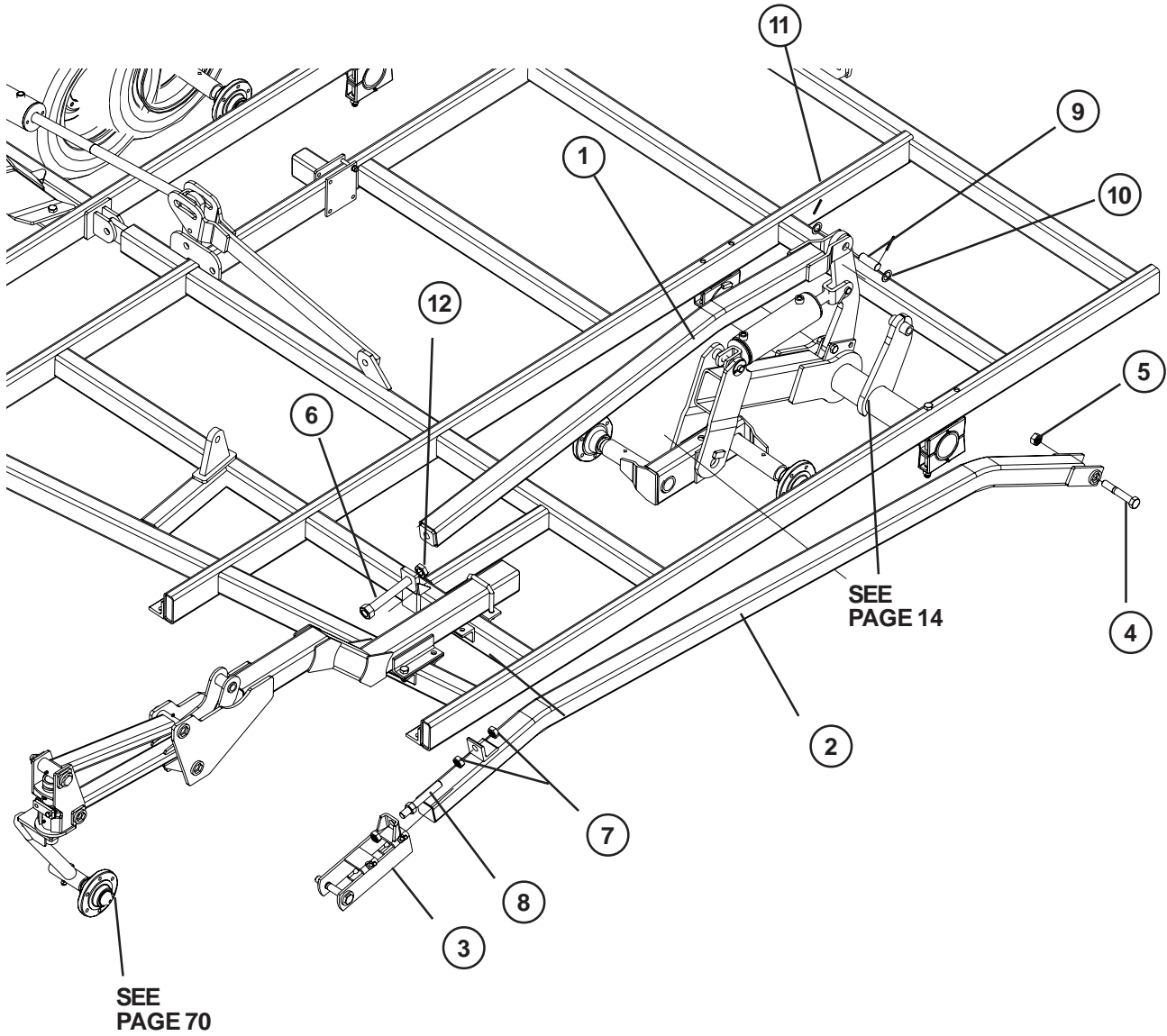
10' WING



ITEM	PART NO.	DESCRIPTION
1	237602	WING FRAME WELD-LH 10FT (SHOWN)
	237539	WING FRAME WELD-RH 10FT
2	220870	WING LIFT ARM-SHORT
3	48522	WING LIFT LINK
4	51229F	HYD CYL 4X30 FGS #A519CY02
5	237807	BAR-CYL MOUNT-WING FOLD 11FT MF (SHOWN)
	237822	BAR-CYL MOUNT-WING FOLD 14FT MF
6	88604	BLT HEX 3/4-10NCX2 5Z
7	88130	WSHR HLK 3/4ID(13/16ACT)Z
8	88110	NUT HEX 3/4-10NC 5Z
9	68021	6-1/2" SHANK STUB (5"MTG)
10	88507	BLT HEX 1/2-13NCX3-1/2 5Z
11	88303	WSHR HLK 1/2ID(9/16ACT)Z
12	88104	NUT HEX 1/2-13NC 5Z
13	65688	BOLT PLATE 5.5X4.75-RED (5"MTG)
14	34132	AXLE CLAMP ASSEMBLY
15	89165	BLT HEX 3/4-10NCX13 5P

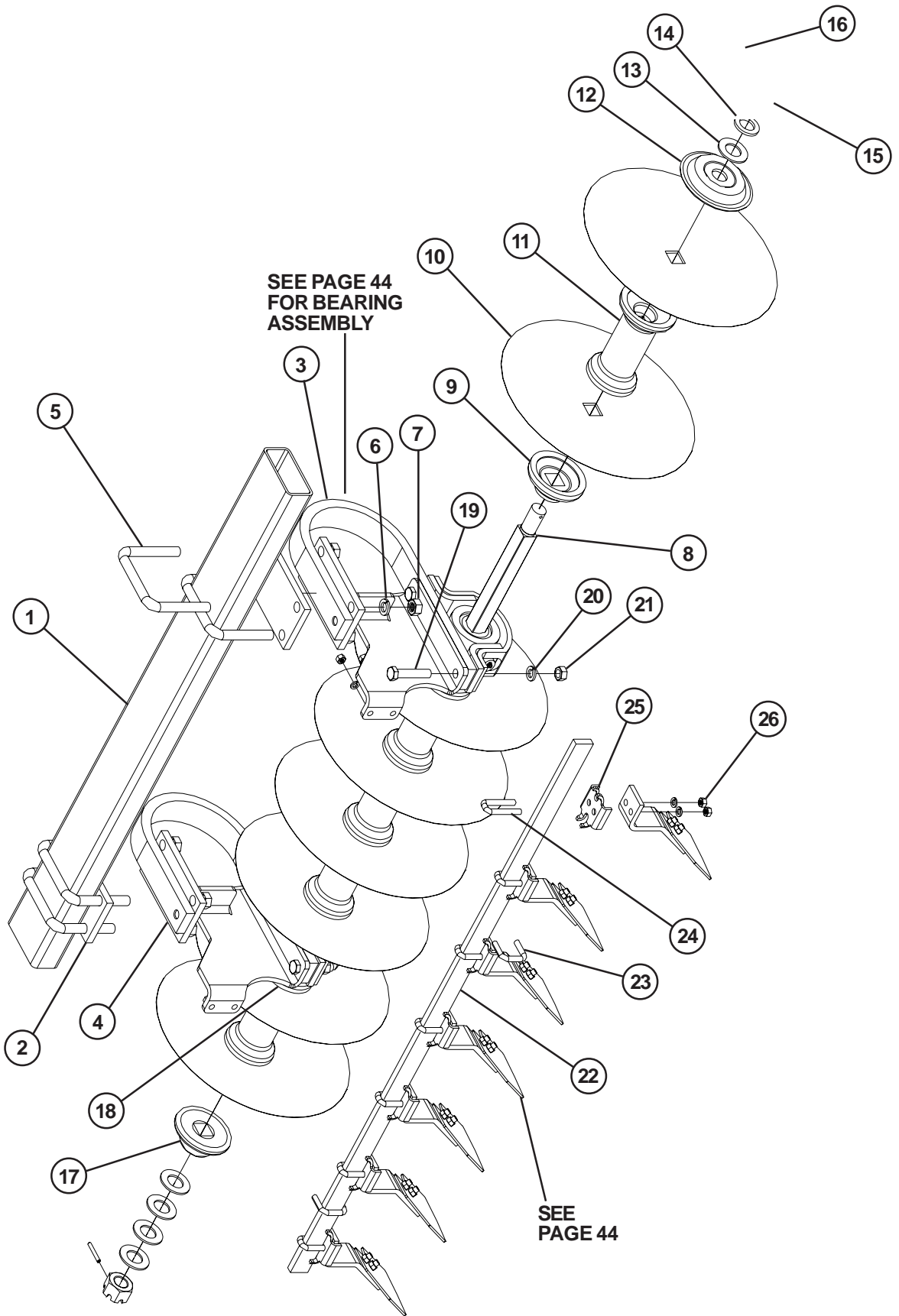
ITEM	PART NO.	DESCRIPTION
16	88145	BLT-U 5/8-11NCX4X5-1/4 Z
17	88405	BLT HEX 3/4-11NCX1-3/4 5Z
18	88129	WSHR HLK 5/8ID(11/16ACT)Z
19	88126	NUT HEX 5/8-11NC
20	221714	HEADLESS PIN (H) (2) 1X2-3/8
21	88196	WSHR FLAT 1(1-1/16X2-1/8ACT)Z
22	42484	1/4X2-1/4 ROLL PIN

10' WING CONTINUED



ITEM	PART NO.	DESCRIPTION
1	237700	TUBE WELD-WING MAST
2	237802	TUBE WELD-GANG WHEEL-10FT WING
3	220843	GAUGE TUBE ADJUSTABLE BRACKET
4	88264	BLT HEX 1-8NCX6 5Z
5	89075	NUT NYLON LOCK 1-8NC 5Z
6	69799	ADJUSTER ROD (9.5)
7	88125	NUT HEX 1-8NC 5Z
8	48890	ADJUSTMENT ROD ASSEMBLY
9	68034	HEADLESS PIN (2) 1-1/4X3-3/8
10	88440	BSHG MCHRY 1-1/4X1-7/8X14GA P
11	42484	1/4X2-1/4 ROLL PIN
12	88622	NUT JAM 1-1/4-7NC 5Z

11' MAIN FRAME DISK GANG ASSEMBLY

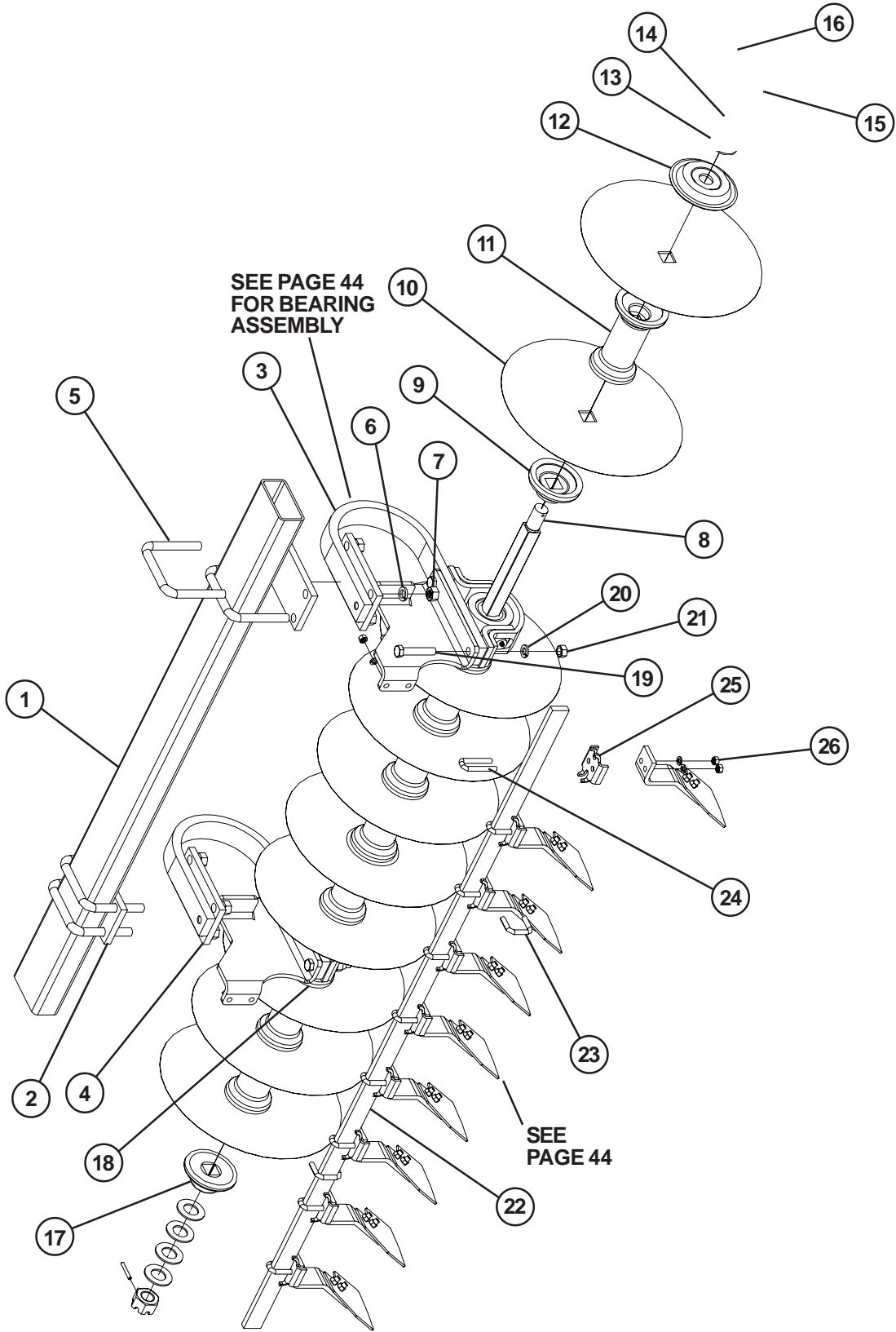


11' MAIN FRAME DISK GANG ASSEMBLY

237380 8 20IN BLADE LH MF DISK GANG ASSEMBLY (SHOWN)
237393 8 20IN BLADE RH MF DISK GANG ASSEMBLY

ITEM	PART NO.	DESCRIPTION
1	237829	3X6 RECT TUBE 59.9IN
2	24026	SPRING SHANK PLATE
3	237382	DCIII STANDARD BEARING ASSEMBLY LH (SHOWN)
	237398	DCIII STANDARD BEARING ASSEMBLY RH
4	24123	SPRING SHANK PLATE
5	25693	BLT-U 7/8-9NCX6X6-1/4
6	88341	WSHR HLK 7/8ID(15/16ACT)Z
7	88371	NUT HEX 7/8-9NC 5Z
8	25721	1.5 SQ GANG SHAFT 71.83
9	25694	CSTG BGR SHORT 1.50 S 2.2 PT
10	237379	20IN DIA DISK BLADE-LOW CONCAVITY
11	24447	9IN GANG SPOOL CASTING SQ HOLE
12	41065	7" DIA SPRING WASHER
13	88610	WSHR FLAT 1-1/2SAE(1-9/16X3)Z
14	41066	1-1/2" GANG WASHER
15	88614	NUT HVY HEX SLTD. 1-1/2"-6ZP
16	88605	PIN ROLL 5/16DIA X2-1/4Z
17	25710	BRNG END CAP 1.5625-2.25 WD
18	25695	SCTG BRG LONG 1.50 S 5.0 PT
19	88272	BLT HEX 3/4-10NCX4 5Z
20	88130	WSHR HLK 3/4ID(13/16ACT)Z
21	88110	NUT HEX 3/4-10NC 5Z
22	24631	66-1/2IN SCRAPER BAR
23	24217	BLT-U 1/2-13NCX2-1/8X1-7/8
24	24329	BLT-U 1/2-13NCX11/16X3-1/2
25	27950	CLIP SCRAPER ARM (BLACK)
26	88621	NUT NLK 1/2-13NC 5Z

14' MAIN FRAME DISK GANG ASSEMBLY

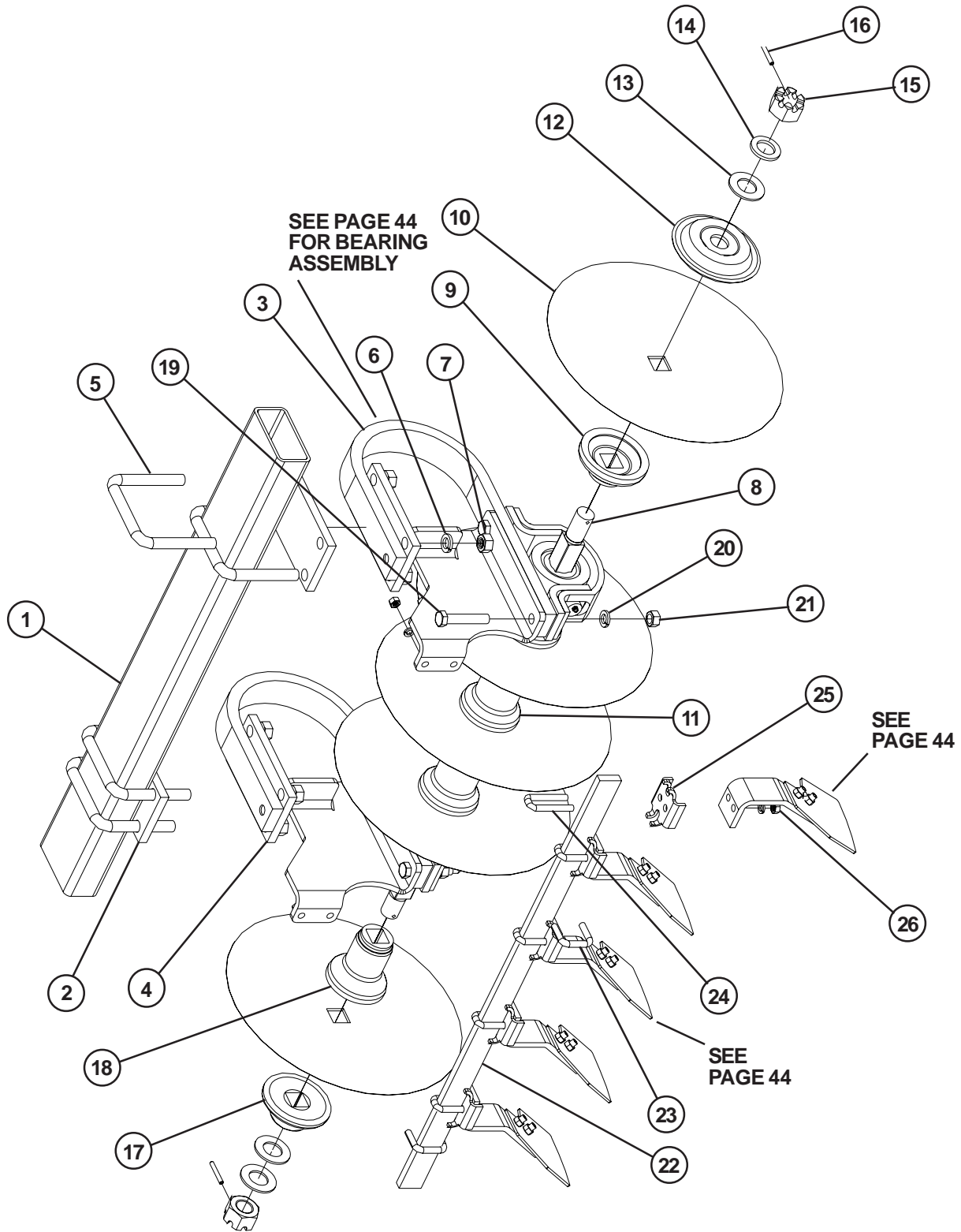


14' MAIN FRAME DISK GANG ASSEMBLY

237827 10 20IN BLADE LH MF DISK GANG ASSEMBLY (SHOWN)
237828 10 20IN BLADE RH MF DISK GANG ASSEMBLY

ITEM	PART NO.	DESCRIPTION
1	237538	RECT TUBE-GANG BEAM-14FT MF
2	24026	SPRING SHANK PLATE
3	237382	DCIII STANDARD BEARING ASSEMBLY LH (SHOWN)
	237398	DCIII STANDARD BEARING ASSEMBLY RH
4	24123	SPRING SHANK PLATE
5	25693	BLT-U 7/8-9NCX6X6-1/4
6	88341	WSHR HLK 7/8ID(15/16ACT)Z
7	88371	NUT HEX 7/8-9NC 5Z
8	25724	1.5 SQ GANG SHAFT 90.33
9	25694	CSTG BGR SHORT 1.50 S 2.2 PT
10	237379	20IN DIA DISK BLADE-LOW CONCAVITY
11	24447	9IN GANG SPOOL CASTING SQ HOLE
12	41065	7" DIA SPRING WASHER
13	88610	WSHR FLAT 1-1/2SAE(1-9/16X3)Z
14	41066	1-1/2" GANG WASHER
15	88614	NUT HVY HEX SLTD. 1-1/2"-6ZP
16	88605	PIN ROLL 5/16DIA X2-1/4Z
17	25710	BRNG END CAP 1.5625-2.25 WD
18	25695	SCTG BRG LONG 1.50 S 5.0 PT
19	88272	BLT HEX 3/4-10NCX4 5Z
20	88130	WSHR HLK 3/4ID(13/16ACT)Z
21	88110	NUT HEX 3/4-10NC 5Z
22	24223	90IN SCRAPER BAR
23	24217	BLT-U 1/2-13NCX2-1/8X1-7/8
24	24329	BLT-U 1/2-13NCX11/16X3-1/2
25	27950	CLIP SCRAPER ARM (BLACK)
26	88621	NUT NLK 1/2-13NC 5Z

4' WING DISK GANG ASSEMBLY FOR 19' DISK CULTIVATOR



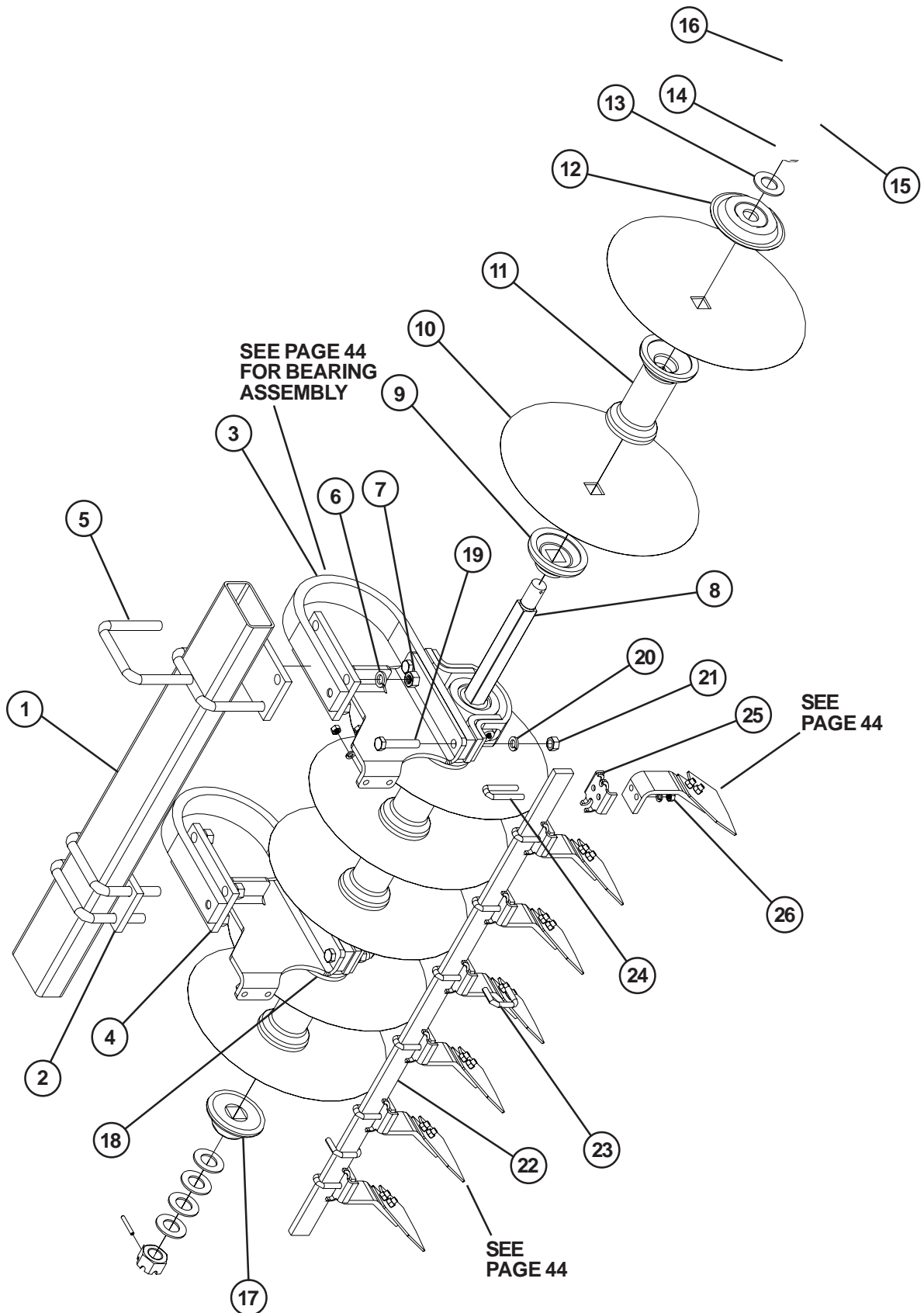
4' WING DISK GANG ASSEMBLY FOR 19' DISK CULTIVATOR

238488 5 20IN BLADE LH MF DISK GANG ASSEMBLY (SHOWN)

238489 5 20IN BLADE RH MF DISK GANG ASSEMBLY

ITEM	PART NO.	DESCRIPTION
1	238490	RECT TUBE-GANG BEAM
2	24026	SPRING SHANK PLATE
3	237382	DCIII STANDARD BEARING ASSEMBLY LH (SHOWN)
	237398	DCIII STANDARD BEARING ASSEMBLY RH
4	24123	SPRING SHANK PLATE
5	25693	BLT-U 7/8-9NCX6X6-1/4
6	88341	WSHR HLK 7/8ID(15/16ACT)Z
7	88371	NUT HEX 7/8-9NC 5Z
8	25718	1.5 SQ GANG SHAFT 44.08
9	25694	CSTG BGR SHORT 1.50 S 2.2 PT
10	237379	20IN DIA DISK BLADE-LOW CONCAVITY
11	24447	9IN GANG SPOOL CASTING SQ HOLE
12	41065	7" DIA SPRING WASHER
13	88610	WSHR FLAT 1-1/2SAE(1-9/16X3)Z
14	41066	1-1/2" GANG WASHER
15	88614	NUT HVY HEX SLTD. 1-1/2"-6ZP
16	88605	PIN ROLL 5/16DIAX2-1/4Z
17	25710	BRNG END CAP 1.5625-2.25 WD
18	25695	SCTG BRG LONG 1.50 S 5.0 PT
19	88272	BLT HEX 3/4-10NCX4 5Z
20	88130	WSHR HLK 3/4ID(13/16ACT)Z
21	88110	NUT HEX 3/4-10NC 5Z
22	24507	45IN SCRAPER BAR
23	24217	BLT-U 1/2-13NCX2-1/8X1-7/8
24	24329	BLT-U 1/2-13NCX11/16X3-1/2
25	27950	CLIP SCRAPER ARM (BLACK)
26	88621	NUT NLK 1/2-13NC 5Z

4' WING DISK GANG ASSEMBLY FOR 22' DISK CULTIVATOR

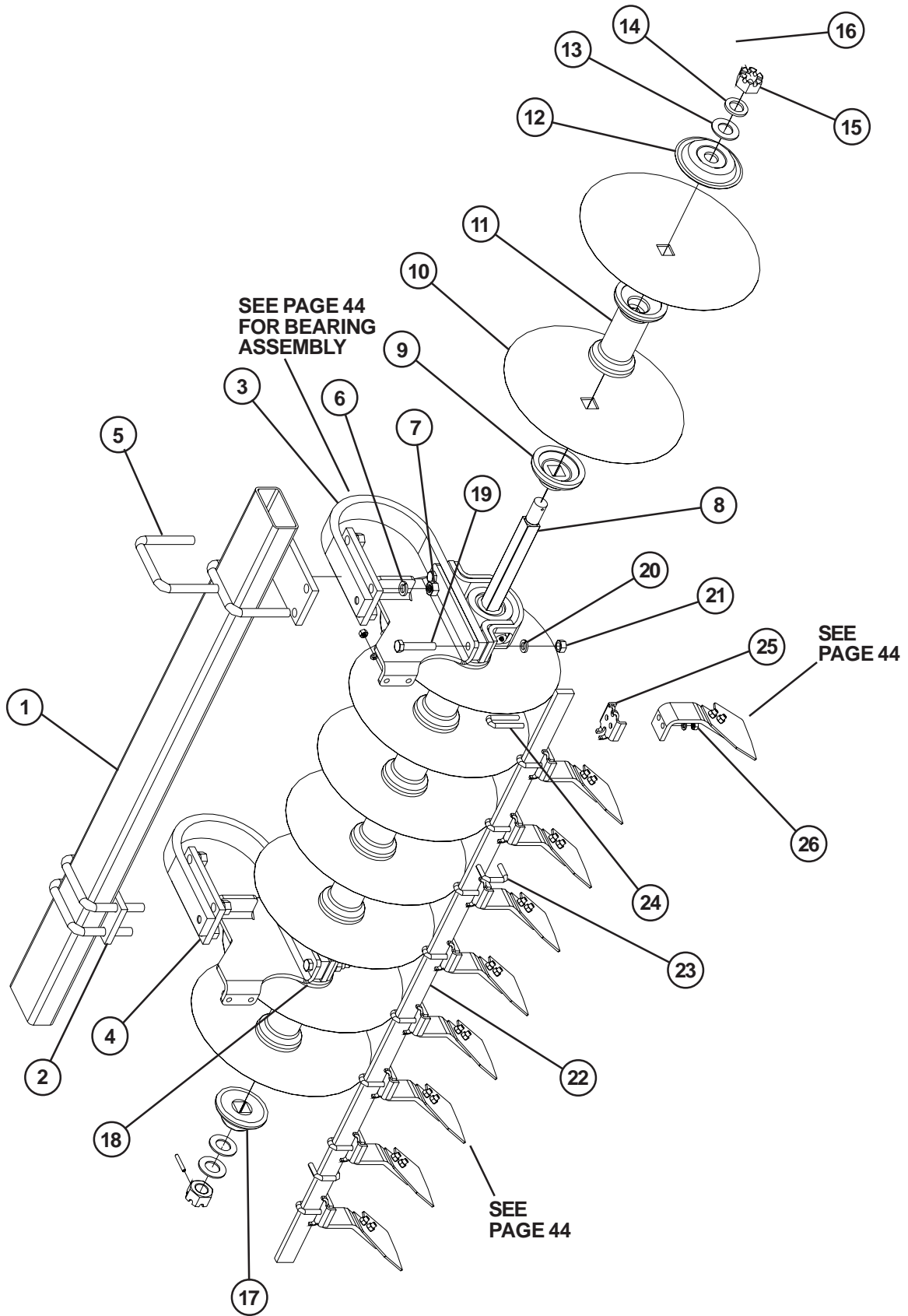


4' WING DISK GANG ASSEMBLY FOR 22' DISK CULTIVATOR

239422 7 20IN BLADE LH MF DISK GANG ASSEMBLY (SHOWN)
239423 7 20IN BLADE RH MF DISK GANG ASSEMBLY

ITEM	PART NO.	DESCRIPTION
1	238490	RECT TUBE-GANG BEAM
2	24026	SPRING SHANK PLATE
3	237382	DCIII STANDARD BEARING ASSEMBLY LH (SHOWN)
	237398	DCIII STANDARD BEARING ASSEMBLY RH
4	24123	SPRING SHANK PLATE
5	25693	BLT-U 7/8-9NCX6X6-1/4
6	88341	WSHR HLK 7/8ID(15/16ACT)Z
7	88371	NUT HEX 7/8-9NC 5Z
8	25720	1.5 SQ GANG SHAFT 62.58
9	25694	CSTG BGR SHORT 1.50 S 2.2 PT
10	237379	20IN DIA DISK BLADE-LOW CONCAVITY
11	24447	9IN GANG SPOOL CASTING SQ HOLE
12	41065	7" DIA SPRING WASHER
13	88610	WSHR FLAT 1-1/2SAE(1-9/16X3)Z
14	41066	1-1/2" GANG WASHER
15	88614	NUT HVY HEX SLTD. 1-1/2"-6ZP
16	88605	PIN ROLL 5/16DIA X 2-1/4Z
17	25710	BRNG END CAP 1.5625-2.25 WD
18	25695	SCTG BRG LONG 1.50 S 5.0 PT
19	88272	BLT HEX 3/4-10NCX4 5Z
20	88130	WSHR HLK 3/4ID(13/16ACT)Z
21	88110	NUT HEX 3/4-10NC 5Z
22	24686	60IN SCRAPER BAR
23	24217	BLT-U 1/2-13NCX2-1/8X1-7/8
24	24329	BLT-U 1/2-13NCX11/16X3-1/2
25	27950	CLIP SCRAPER ARM (BLACK)
26	88621	NUT NLK 1/2-13NC 5Z

7' WING DISK GANG ASSEMBLY FOR 25' DISK CULTIVATOR

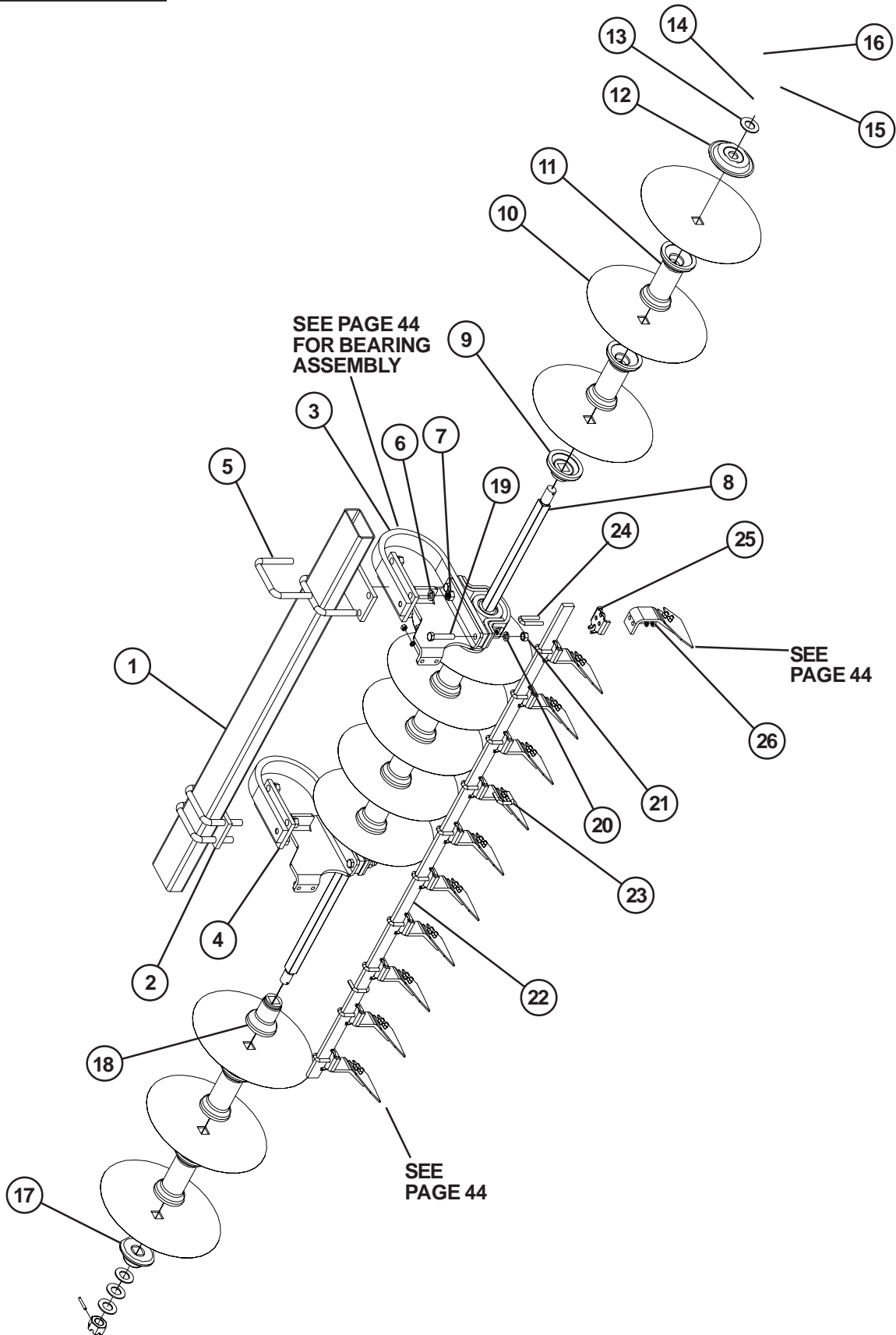


7' WING DISK GANG ASSEMBLY FOR 25' DISK CULTIVATOR

238481 9 20IN BLADE LH MF DISK GANG ASSEMBLY (SHOWN)
238485 9 20IN BLADE RH MF DISK GANG ASSEMBLY

ITEM	PART NO.	DESCRIPTION
1	237538	RECT TUBE-GANG BEAM-14FT MF
2	24026	SPRING SHANK PLATE
3	237382	DCIII STANDARD BEARING ASSEMBLY LH (SHOWN)
	237398	DCIII STANDARD BEARING ASSEMBLY RH
4	24123	SPRING SHANK PLATE
5	25693	BLT-U 7/8-9NCX6X6-1/4
6	88341	WSHR HLK 7/8ID(15/16ACT)Z
7	88371	NUT HEX 7/8-9NC 5Z
8	25722	1.5 SQ GANG SHAFT 81.08
9	25694	CSTG BGR SHORT 1.50 S 2.2 PT
10	237379	20IN DIA DISK BLADE-LOW CONCAVITY
11	24447	9IN GANG SPOOL CASTING SQ HOLE
12	41065	7" DIA SPRING WASHER
13	88610	WSHR FLAT 1-1/2SAE(1-9/16X3)Z
14	41066	1-1/2" GANG WASHER
15	88614	NUT HVY HEX SLTD. 1-1/2"-6ZP
16	88605	PIN ROLL 5/16DIA X2-1/4Z
17	25710	BRNG END CAP 1.5625-2.25 WD
18	25695	SCTG BRG LONG 1.50 S 5.0 PT
19	88272	BLT HEX 3/4-10NCX4 5Z
20	88130	WSHR HLK 3/4ID(13/16ACT)Z
21	88110	NUT HEX 3/4-10NC 5Z
22	49229	82-1/2IN SCRAPER BAR
23	24217	BLT-U 1/2-13NCX2-1/8X1-7/8
24	24329	BLT-U 1/2-13NCX11/16X3-1/2
25	27950	CLIP SCRAPER ARM (BLACK)
26	88621	NUT NLK 1/2-13NC 5Z

7' WING DISK GANG ASSEMBLY FOR 28' DISK CULTIVATOR

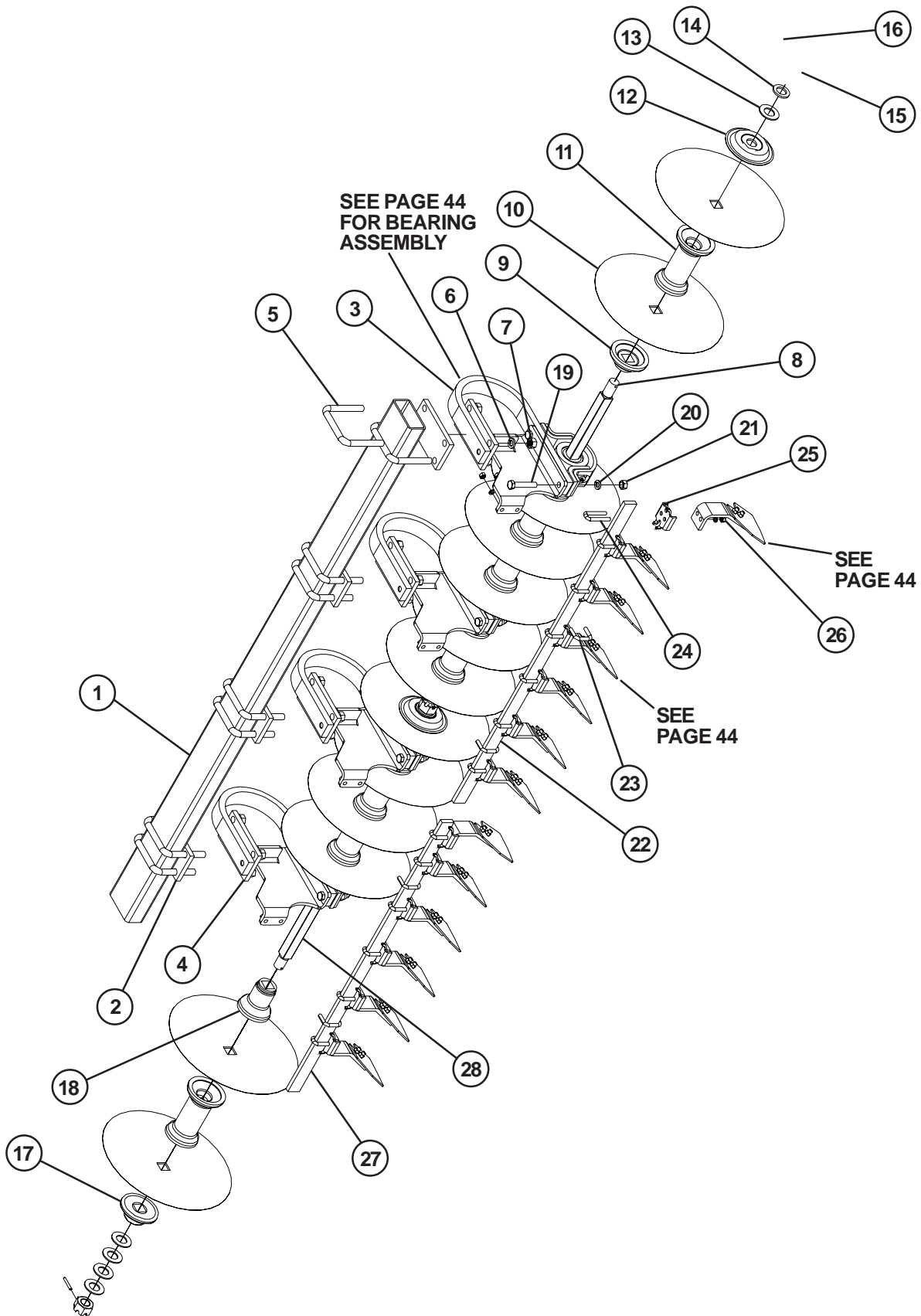


7' WING DISK GANG ASSEMBLY FOR 28' DISK CULTIVATOR

238486 11 20IN BLADE LH MF DISK GANG ASSEMBLY (SHOWN)
238487 11 20IN BLADE RH MF DISK GANG ASSEMBLY

ITEM	PART NO.	DESCRIPTION
1	237538	RECT TUBE-GANG BEAM-14FT MF
2	24026	SPRING SHANK PLATE
3	237382	DCIII STANDARD BEARING ASSEMBLY LH (SHOWN)
	237398	DCIII STANDARD BEARING ASSEMBLY RH
4	24123	SPRING SHANK PLATE
5	25693	BLT-U 7/8-9NCX6X6-1/4
6	88341	WSHR HLK 7/8ID(15/16ACT)Z
7	88371	NUT HEX 7/8-9NC 5Z
8	25726	1.5 SQ GANG SHAFT 100.19
9	25694	CSTG BGR SHORT 1.50 S 2.2 PT
10	237379	20IN DIA DISK BLADE-LOW CONCAVITY
11	24447	9IN GANG SPOOL CASTING SQ HOLE
12	41065	7" DIA SPRING WASHER
13	88610	WSHR FLAT 1-1/2SAE(1-9/16X3)Z
14	41066	1-1/2" GANG WASHER
15	88614	NUT HVY HEX SLTD. 1-1/2"-6ZP
16	88605	PIN ROLL 5/16DIA X2-1/4Z
17	25710	BRNG END CAP 1.5625-2.25 WD
18	25695	SCTG BRG LONG 1.50 S 5.0 PT
19	88272	BLT HEX 3/4-10NCX4 5Z
20	88130	WSHR HLK 3/4ID(13/16ACT)Z
21	88110	NUT HEX 3/4-10NC 5Z
22	24115	96IN SCRAPER BAR
23	24217	BLT-U 1/2-13NCX2-1/8X1-7/8
24	24329	BLT-U 1/2-13NCX11/16X3-1/2
25	27950	CLIP SCRAPER ARM (BLACK)
26	88621	NUT NLK 1/2-13NC 5Z

10' WING DISK GANG ASSEMBLY FOR 31' & 34' DISK CULTIVATOR

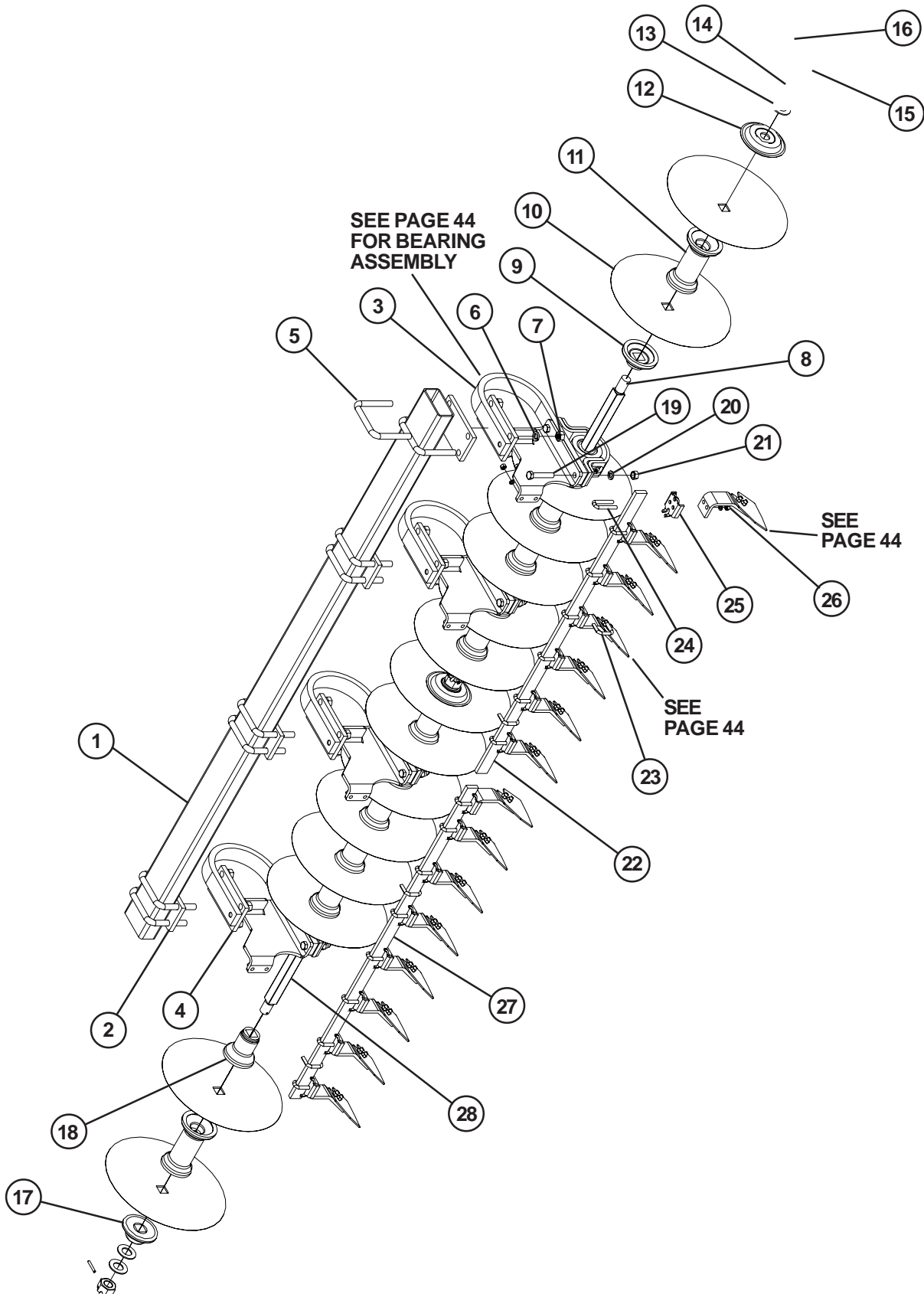


10' WING DISK GANG ASSEMBLY FOR 31' & 34' DISK CULTIVATOR

237620 13 20IN BLADE LH MF DISK GANG ASSEMBLY (SHOWN)
237832 13 20IN BLADE RH MF DISK GANG ASSEMBLY

ITEM	PART NO.	DESCRIPTION
1	237621	RECT TUBE-GANG BEAM 99IN
2	24026	SPRING SHANK PLATE
3	237382	DCIII STANDARD BEARING ASSEMBLY LH (SHOWN)
	237398	DCIII STANDARD BEARING ASSEMBLY RH
4	24123	SPRING SHANK PLATE
5	25693	BLT-U 7/8-9NCX6X6-1/4
6	88341	WSHR HLK 7/8ID(15/16ACT)Z
7	88371	NUT HEX 7/8-9NC 5Z
8	25720	1.5 SQ GANG SHAFT 62.58
9	25694	CSTG BGR SHORT 1.50 S 2.2 PT
10	237379	20IN DIA DISK BLADE-LOW CONCAVITY
11	24447	9IN GANG SPOOL CASTING SQ HOLE
12	41065	7" DIA SPRING WASHER
13	88610	WSHR FLAT 1-1/2SAE(1-9/16X3)Z
14	41066	1-1/2" GANG WASHER
15	88614	NUT HVY HEX SLTD. 1-1/2"-6ZP
16	88605	PIN ROLL 5/16DIA X2-1/4Z
17	25710	BRNG END CAP 1.5625-2.25 WD
18	25695	SCTG BRG LONG 1.50 S 5.0 PT
19	88272	BLT HEX 3/4-10NCX4 5Z
20	88130	WSHR HLK 3/4ID(13/16ACT)Z
21	88110	NUT HEX 3/4-10NC 5Z
22	24686	60IN SCRAPER BAR
23	24217	BLT-U 1/2-13NCX2-1/8X1-7/8
24	24329	BLT-U 1/2-13NCX11/16X3-1/2
25	27950	CLIP SCRAPER ARM (BLACK)
26	88621	NUT NLK 1/2-13NC 5Z
27	24461	54IN SCRAPER BAR
28	25719	1.5 SQ GANG SHAFT 53.33

10' WING DISK GANG ASSEMBLY FOR 37' DISK CULTIVATOR

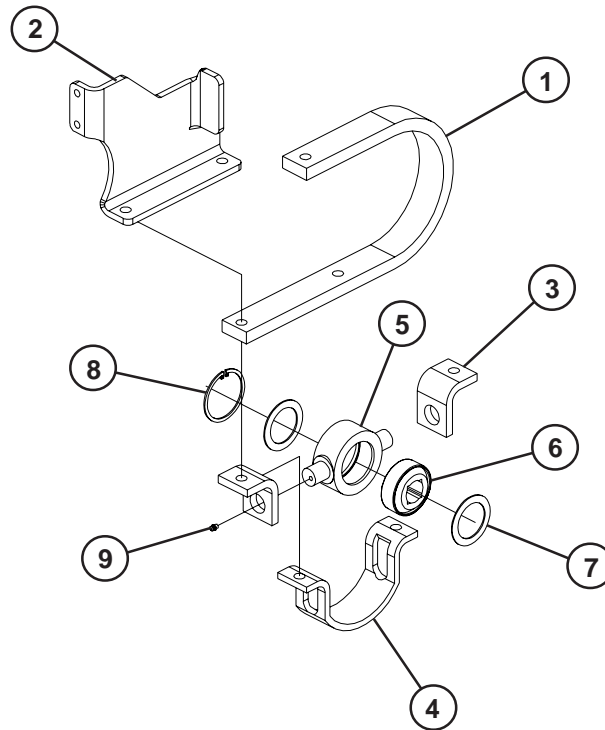


10' WING DISK GANG ASSEMBLY FOR 37' DISK CULTIVATOR

238450 15 20IN BLADE LH MF DISK GANG ASSEMBLY (SHOWN)
238452 15 20IN BLADE RH MF DISK GANG ASSEMBLY

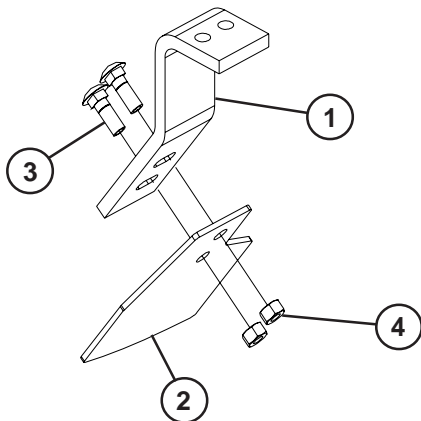
ITEM	PART NO.	DESCRIPTION
1	238451	RECT TUBE-GANG BEAM 112IN
2	24026	SPRING SHANK PLATE
3	237382	DCIII STANDARD BEARING ASSEMBLY LH (SHOWN)
	237398	DCIII STANDARD BEARING ASSEMBLY RH
4	24123	SPRING SHANK PLATE
5	25693	BLT-U 7/8-9NCX6X6-1/4
6	88341	WSHR HLK 7/8ID(15/16ACT)Z
7	88371	NUT HEX 7/8-9NC 5Z
8	25720	1.5 SQ GANG SHAFT 62.58
9	25694	CSTG BGR SHORT 1.50 S 2.2 PT
10	237379	20IN DIA DISK BLADE-LOW CONCAVITY
11	24447	9IN GANG SPOOL CASTING SQ HOLE
12	41065	7" DIA SPRING WASHER
13	88610	WSHR FLAT 1-1/2SAE(1-9/16X3)Z
14	41066	1-1/2" GANG WASHER
15	88614	NUT HVY HEX SLTD. 1-1/2"-6ZP
16	88605	PIN ROLL 5/16DIA X2-1/4Z
17	25710	BRNG END CAP 1.5625-2.25 WD
18	25695	SCTG BRG LONG 1.50 S 5.0 PT
19	88272	BLT HEX 3/4-10NCX4 5Z
20	88130	WSHR HLK 3/4ID(13/16ACT)Z
21	88110	NUT HEX 3/4-10NC 5Z
22	24686	60IN SCRAPER BAR
23	24217	BLT-U 1/2-13NCX2-1/8X1-7/8
24	24329	BLT-U 1/2-13NCX11/16X3-1/2
25	27950	CLIP SCRAPER ARM (BLACK)
26	88621	NUT NLK 1/2-13NC 5Z
27	24631	66-1/2IN SCRAPER BAR
28	25721	1.5 SQ GANG SHAFT 71.83

BEARING ASSEMBLY



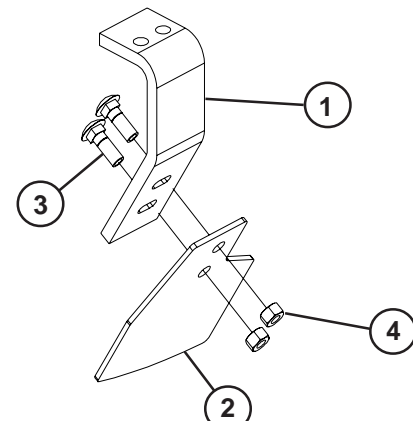
ITEM	PART NO.	DESCRIPTION
1	24354	SPRING SHANK
2	237394	SCRAPER MOUNT-LH (SHOWN)
	237397	SCRAPER MOUNT-RH
3	24487	BEARING CLAMP CLIP
4	24486	BEARING CLAMP
5	24155	BEARING CASTING
6	242594	BEARING 1-1/2SQX3.938OD
7	24008	BEARING WASHER
8	24210	BEARING RETAINING RING
9	88263	FTG GRS 1/8NPT 1610-BL(11/16")
	24306	BEARING ASSY (INCLUDES ITEMS 5 THROUGH 9)

DISK SCRAPER ASSEMBLY



SCRAPER BLADE ASSY LH (SHOWN)
SCRAPER BLADE ASSY RH

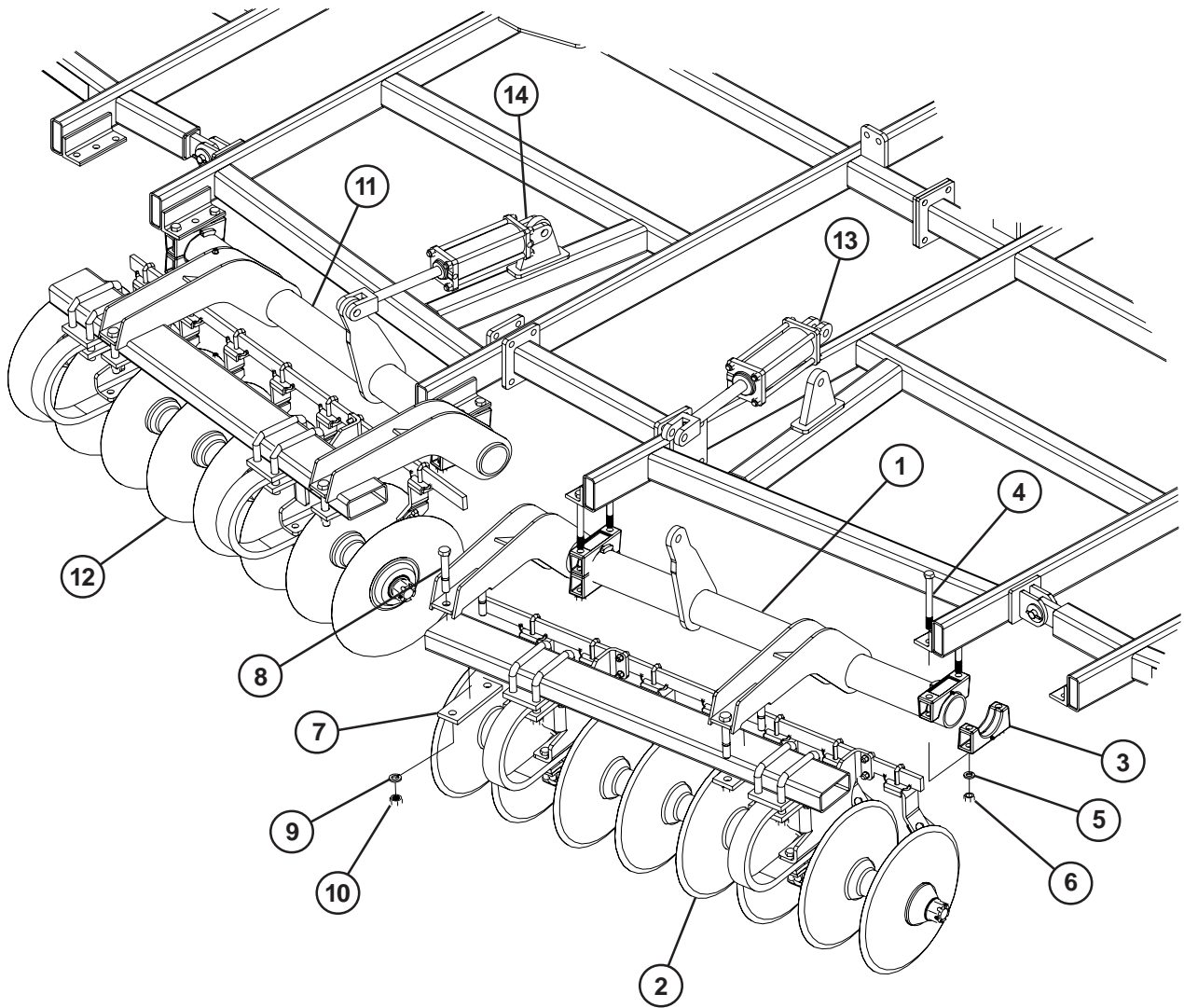
ITEM	PART NO.	DESCRIPTION
1	24247	SCRAPER ARM
2	237384	SCRAPER BLADE-20IN LOW CON
3	88873	BLT CRG 1/2-13NCX1-1/2 5Z
4	88621	NUT NLK 1/2-13NC 5Z



SCRAPER BLADE ASSY LH OFFSET (SHOWN)
SCRAPER BLADE ASSY RH OFFSET

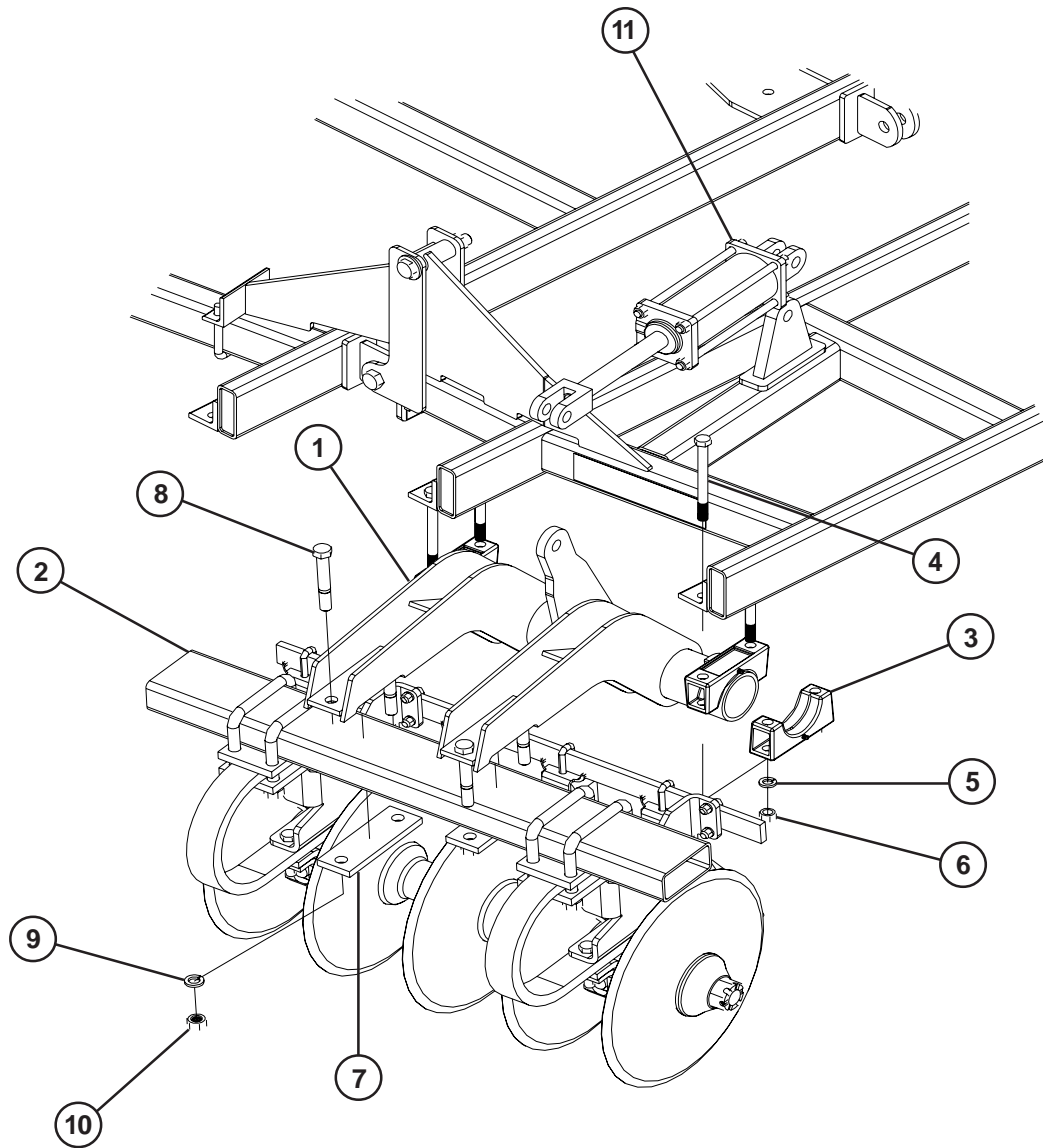
ITEM	PART NO.	DESCRIPTION
1	25716	SCRAPER ARM
2	237384	SCRAPER BLADE-20IN LOW CON
3	88873	BLT CRG 1/2-13NCX1-1/2 5Z
4	88621	NUT NLK 1/2-13NC 5Z

11' & 14' MAIN FRAME DISK GANG



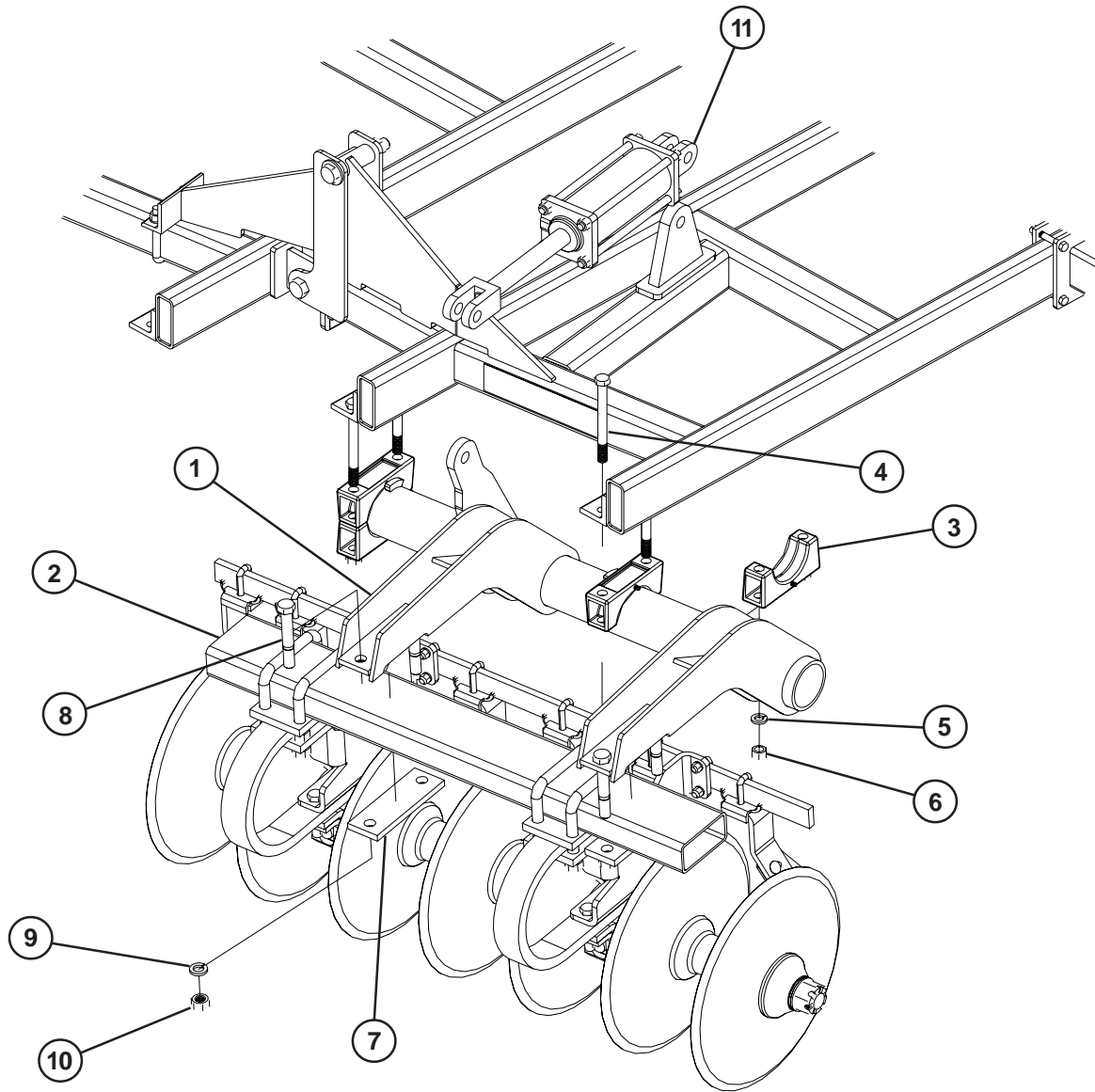
ITEM	PART NO.	DESCRIPTION
1	237390	DISK AXLE WELD-LH 11FT MAIN FRAME (SHOWN)
	237535	DISK AXLE WELD-LH 14FT MAIN FRAME
2	237380	8 20IN BLADE LH MF DISK GANG ASSY (SHOWN)
	237827	10 20IN BLADE LH MF DISK GANG ASSY
3	34132	AXLE CLAMP ASSEMBLY
4	88403	BLT HEX 3/4-10NCX8 5Z
5	88130	WSHR HLK 3/4ID(13/16ACT)Z
6	88110	NUT HEX 3/4-10NC 5Z
7	238404	PLATE-GANG BEAM MOUNT
8	89021	BLT HEX 7/8NCX6 5Z
9	88341	WSHR HLK 7/8ID(15/16ACT)Z
10	88371	NUT HEX 7/8-9NC5Z
11	237392	DISK AXLE WELD-RH 11FT MAIN FRAME (SHOWN)
	237826	DISK AXLE WELD-RH 14FT MAIN FRAME
12	237393	8 20IN BLADE RH MF DISK GANG ASSY (SHOWN)
	237828	10 20IN BLADE RH MF DISK GANG ASSY
13	25649	HYD CYL 3-3/4X8SEQ W/ADPTR. (645771)
14	25654	HYD CYL 3-1/2X8SEQ W/ADPTR. (645775)

4' WING DISK GANG FOR 19' DISK CULTIVATOR



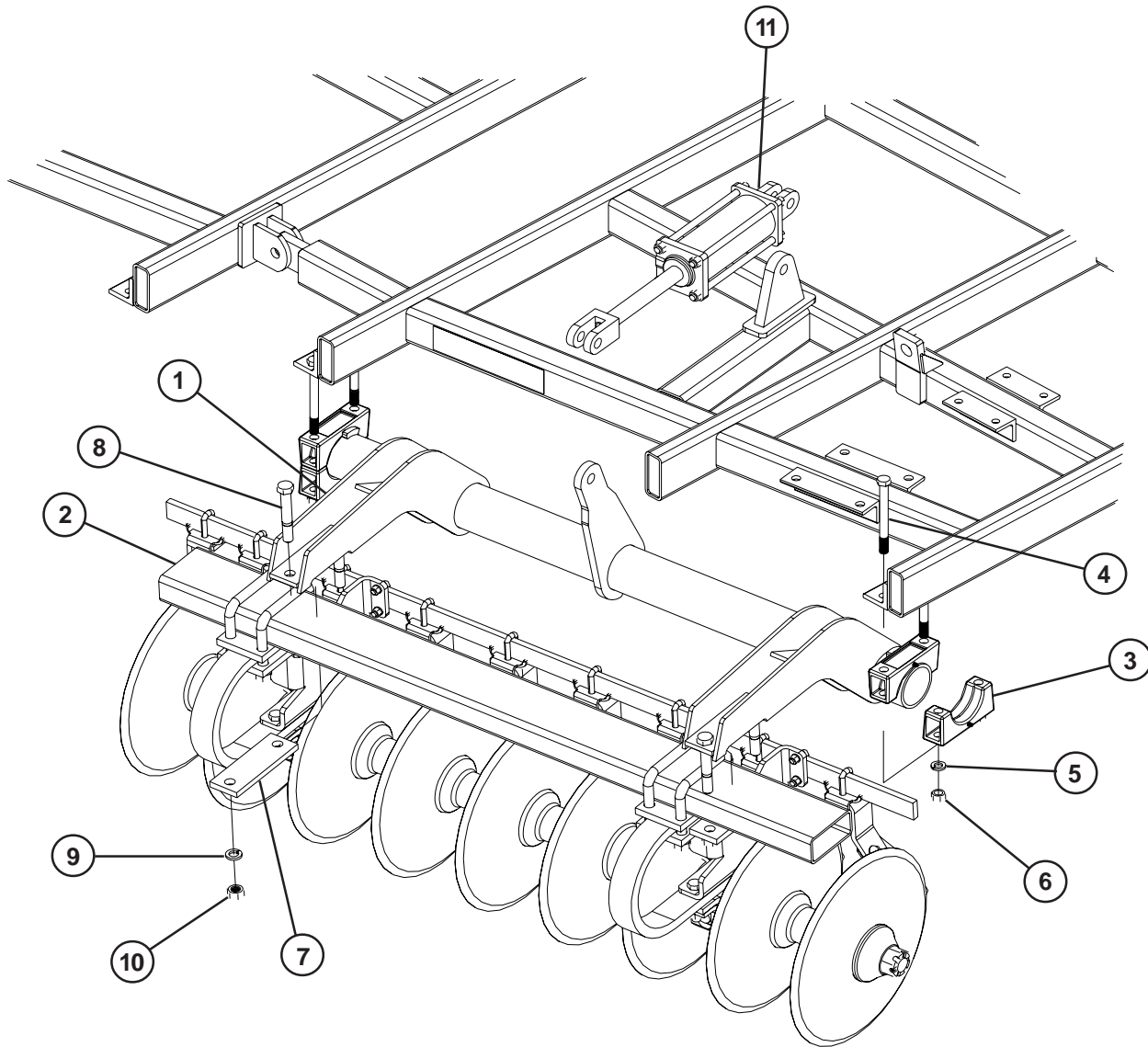
ITEM	PART NO.	DESCRIPTION
1	239409	DISK AXLE WELD-4' WING
2	238488	5 BLADE 20DIA WING DISK GANG LH (SHOWN)
	238489	5 BLADE 20DIA WING DISK GANG RH
3	34132	AXLE CLAMP ASSEMBLY
4	88403	BLT HEX 3/4-10NCX8 5Z
5	88130	WSHR HLK 3/4ID(13/16ACT)Z
6	88110	NUT HEX 3/4-10NC 5Z
7	238404	PLATE-GANG BEAM MOUNT
8	89021	BLT HEX 7/8NCX6 5Z
9	88341	WSHR HLK 7/8ID(15/16ACT)Z
10	88371	NUT HEX 7/8-9NC5Z
11	25643	HYD CYL 4X8ESQ W/ADPTR. (645772) (SHOWN)
	25659	HYD CYL 3-1/4X8ESQ W/ADPTR. (645774)

4' WING DISK GANG FOR 22' DISK CULTIVATOR



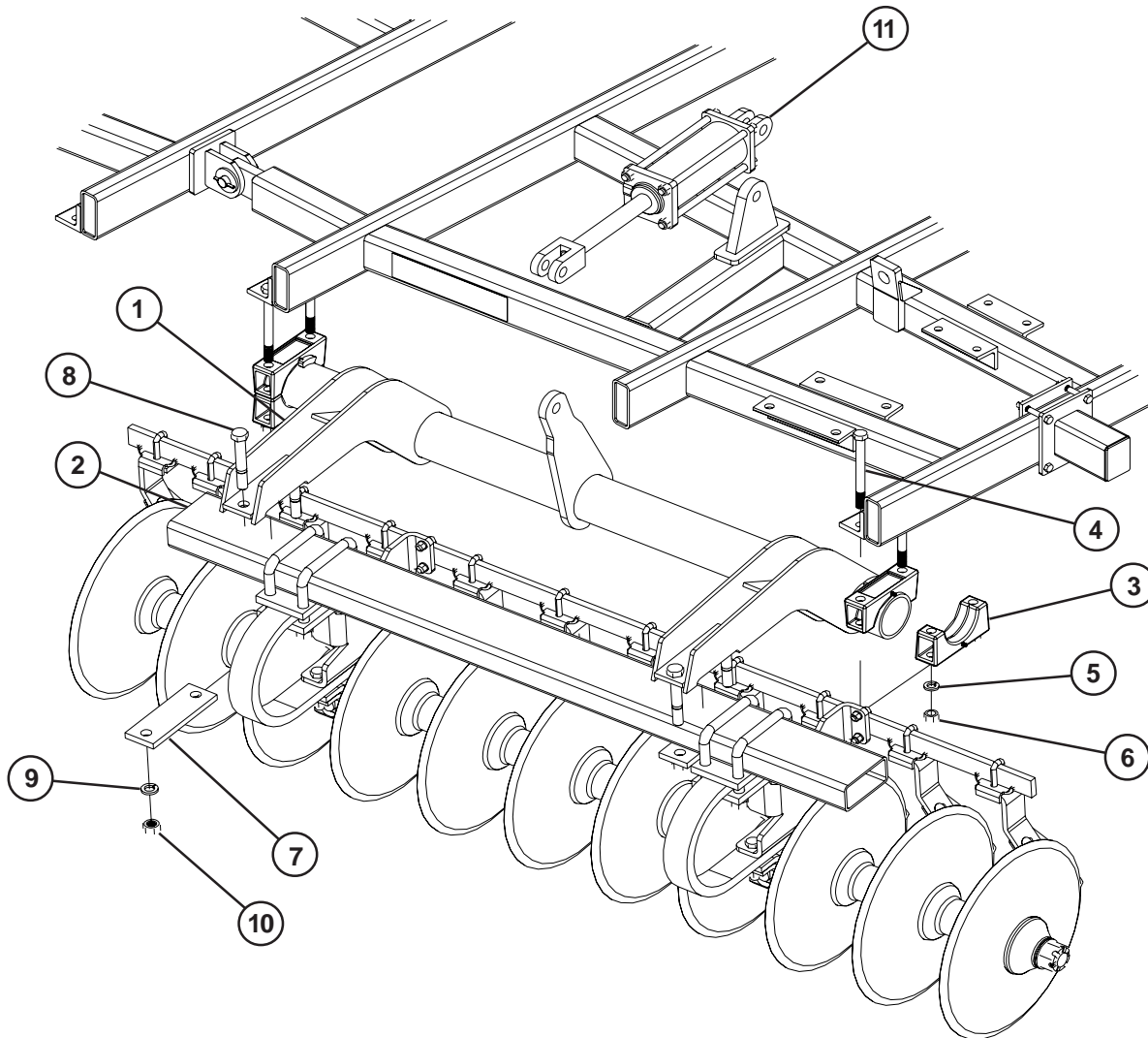
ITEM	PART NO.	DESCRIPTION
1	239424	DISK AXLE WELD-7 BLADE GANG LH (SHOWN)
	239425	DISK AXLE WELD-7 BLADE GANG RH
2	239422	7 BLADE 20DIA WING DISK GANG LH (SHOWN)
	239423	7 BLADE 20DIA WING DISK GANG RH
3	34132	AXLE CLAMP ASSEMBLY
4	88403	BLT HEX 3/4-10NCX8 5Z
5	88130	WSHR HLK 3/4ID(13/16ACT)Z
6	88110	NUT HEX 3/4-10NC 5Z
7	238404	PLATE-GANG BEAM MOUNT
8	89021	BLT HEX 7/8NCX6 5Z
9	88341	WSHR HLK 7/8ID(15/16ACT)Z
10	88371	NUT HEX 7/8-9NC5Z
11	25643	HYD CYL 4X8ESQ W/ADPTR. (645772) (SHOWN)
	25659	HYD CYL 3-1/4X8ESQ W/ADPTR. (645774)

7' WING DISK GANG FOR 25' DISK CULTIVATOR



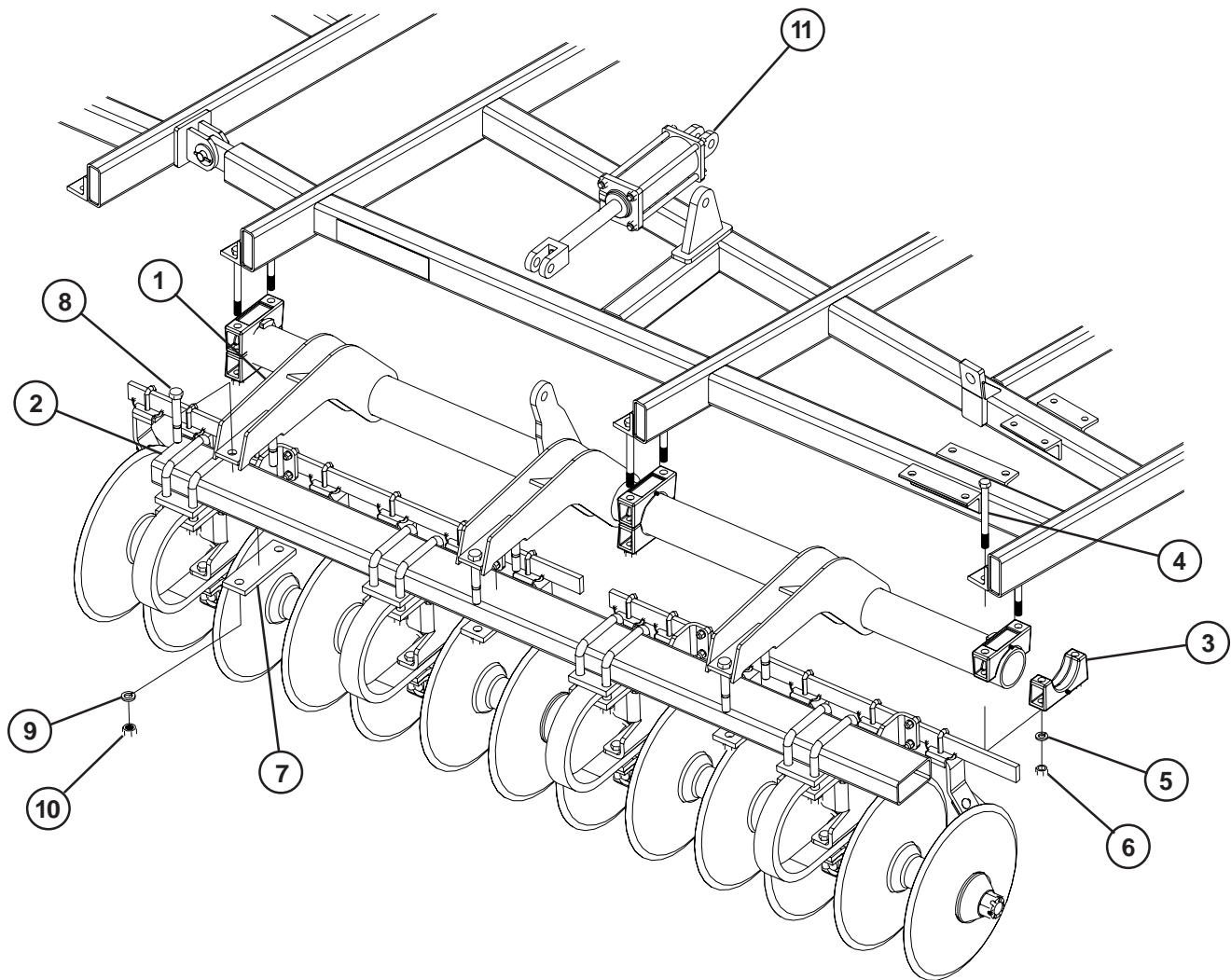
ITEM	PART NO.	DESCRIPTION
1	238480	DISK AXLE WELD-LH 7FT WING (SHOWN)
	238484	DISK AXLE WELD-RH 7FT WING
2	238481	9 BLADE 20DIA WING DISK GANG LH (SHOWN)
	238485	9 BLADE 20DIA WING DISK GANG RH
3	34132	AXLE CLAMP ASSEMBLY
4	88403	BLT HEX 3/4-10NCX8 5Z
5	88130	WSHR HLK 3/4ID(13/16ACT)Z
6	88110	NUT HEX 3/4-10NC 5Z
7	238404	PLATE-GANG BEAM MOUNT
8	89021	BLT HEX 7/8NCX6 5Z
9	88341	WSHR HLK 7/8ID(15/16ACT)Z
10	88371	NUT HEX 7/8-9NC5Z
11	25643	HYD CYL 4X8ESQ W/ADPTR. (645772) (SHOWN)
	25659	HYD CYL 3-1/4X8ESQ W/ADPTR. (645774)

7' WING DISK GANG FOR 28' DISK CULTIVATOR



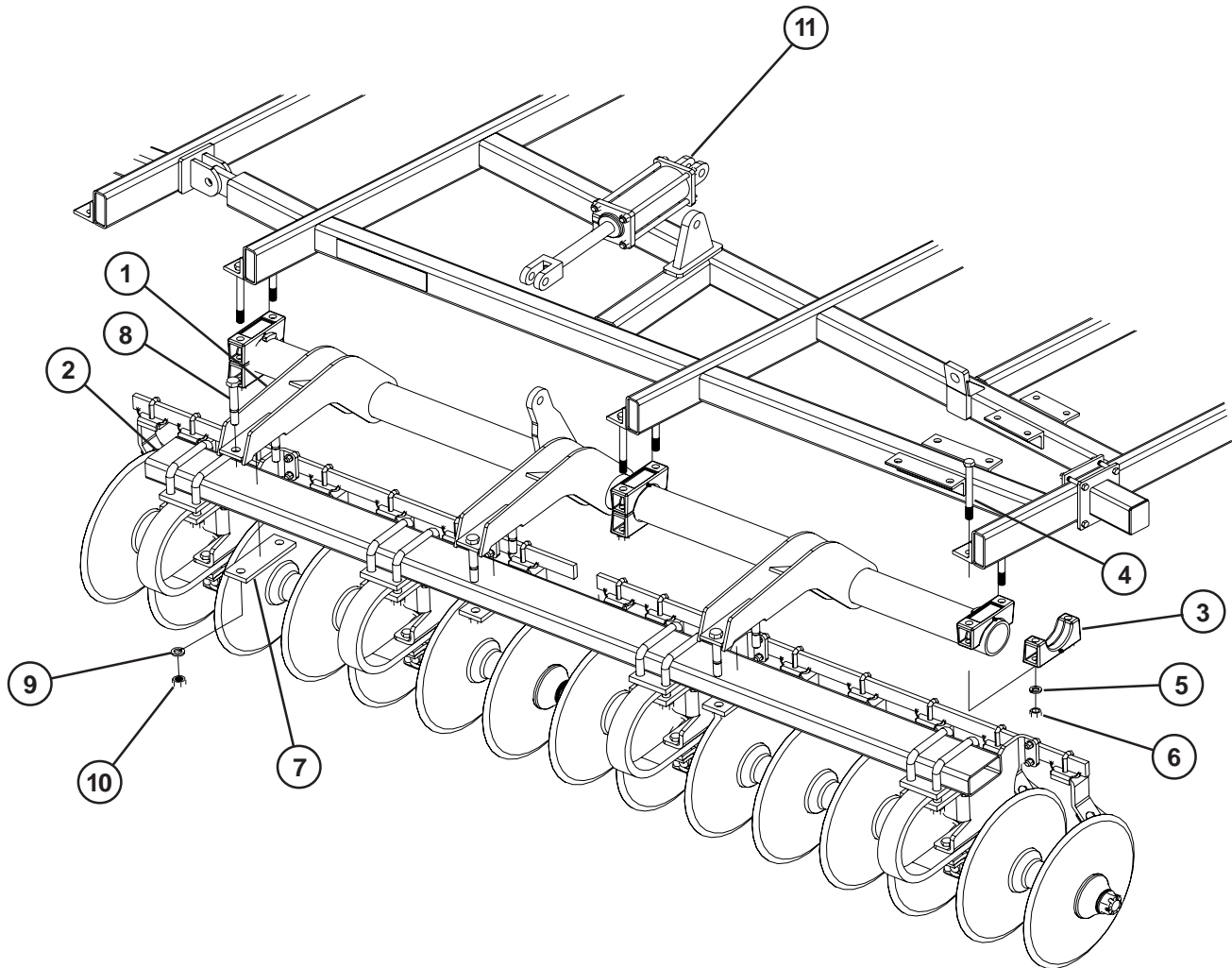
ITEM	PART NO.	DESCRIPTION
1	238480	DISK AXLE WELD-LH 7FT WING (SHOWN)
	238484	DISK AXLE WELD-RH 7FT WING
2	238486	11 BLADE 20DIA WING DISK GANG LH (SHOWN)
	238487	11 BLADE 20DIA WING DISK GANG RH
3	34132	AXLE CLAMP ASSEMBLY
4	88403	BLT HEX 3/4-10NCX8 5Z
5	88130	WSHR HLK 3/4ID(13/16ACT)Z
6	88110	NUT HEX 3/4-10NC 5Z
7	238404	PLATE-GANG BEAM MOUNT
8	89021	BLT HEX 7/8NCX6 5Z
9	88341	WSHR HLK 7/8ID(15/16ACT)Z
10	88371	NUT HEX 7/8-9NC5Z
11	25643	HYD CYL 4X8ESQ W/ADPTR. (645772) (SHOWN)
	25659	HYD CYL 3-1/4X8ESQ W/ADPTR. (645774)

10' WING DISK GANG FOR 31' & 34' DISK CULTIVATOR



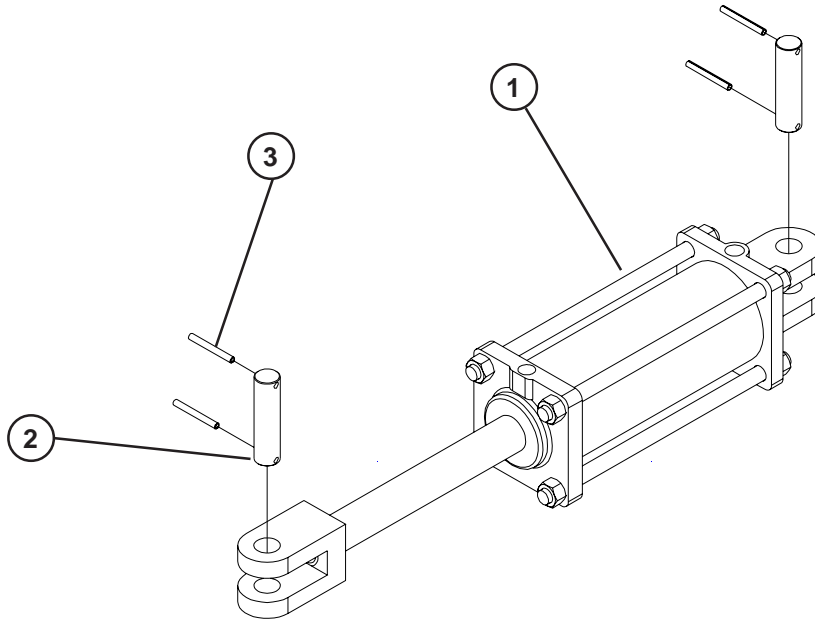
ITEM	PART NO.	DESCRIPTION
1	237616	DISK AXLE WELD-WING 9FT 8IN LH (SHOWN)
	237818	DISK AXLE WELD-WING 9FT 8IN RH
2	237620	13 BLADE 20DIA WING DISK GANG LH (SHOWN)
	237832	13 BLADE 20DIA WING DISK GANG RH
3	34132	AXLE CLAMP ASSEMBLY
4	88403	BLT HEX 3/4-10NCX8 5Z
5	88130	WSHR HLK 3/4ID(13/16ACT)Z
6	88110	NUT HEX 3/4-10NC 5Z
7	238404	PLATE-GANG BEAM MOUNT
8	89021	BLT HEX 7/8NCX6 5Z
9	88341	WSHR HLK 7/8ID(15/16ACT)Z
10	88371	NUT HEX 7/8-9NC5Z
11	25643	HYD CYL 4X8ESQ W/ADPTR. (645772) (SHOWN)
	25659	HYD CYL 3-1/4X8ESQ W/ADPTR. (645774)

10' WING DISK GANG FOR 37' DISK CULTIVATOR



ITEM	PART NO.	DESCRIPTION
1	237616	DISK AXLE WELD-WING 9FT 8IN LH (SHOWN)
	237818	DISK AXLE WELD-WING 9FT 8IN RH
2	238450	15 BLADE 20DIA WING DISK GANG LH (SHOWN)
	238452	15 BLADE 20DIA WING DISK GANG RH
3	34132	AXLE CLAMP ASSEMBLY
4	88403	BLT HEX 3/4-10NCX8 5Z
5	88130	WSHR HLK 3/4ID(13/16ACT)Z
6	88110	NUT HEX 3/4-10NC 5Z
7	238404	PLATE-GANG BEAM MOUNT
8	89021	BLT HEX 7/8NCX6 5Z
9	88341	WSHR HLK 7/8ID(15/16ACT)Z
10	88371	NUT HEX 7/8-9NC5Z
11	25643	HYD CYL 4X8ESQ W/ADPTR. (645772) (SHOWN)
	25659	HYD CYL 3-1/4X8ESQ W/ADPTR. (645774)

SEQUENCE HYDRAULIC CYLINDERS



ITEM PART NO. DESCRIPTION

1	25643	HYD CYL 4x8SEQ W/PINS
	25649	HYD CYL 3-3/4x8SEQ W/PINS
	25654	HDY CYL 3-1/2x8SEQ W/PINS
	25659	HYD CYL 3-1/4x8SEQ W/PINS

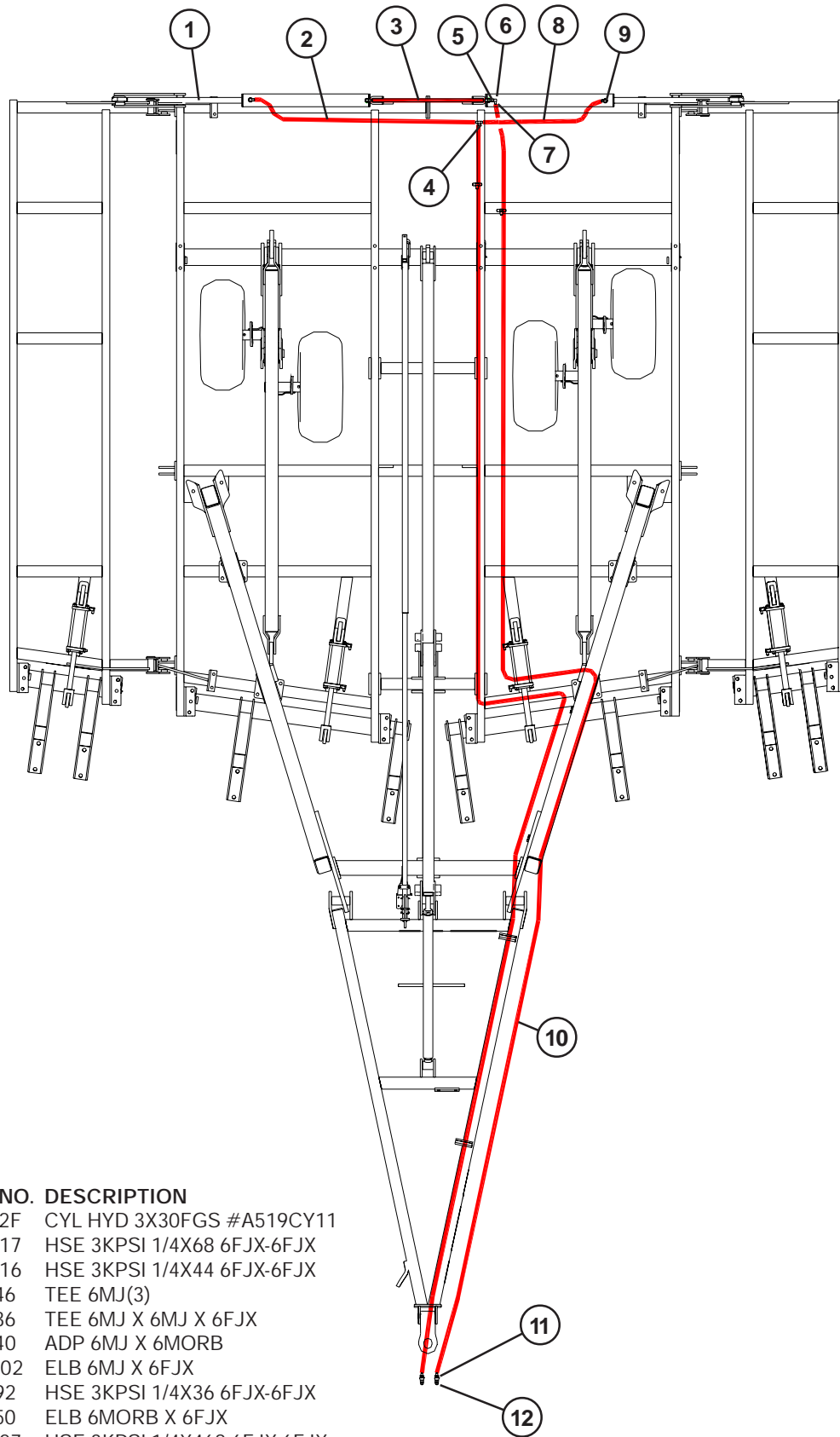
2 68796 HEADLESS PIN 1x2-27/32

3 42484 1/4"x2-1/4" ROLL PIN

SEAL KITS

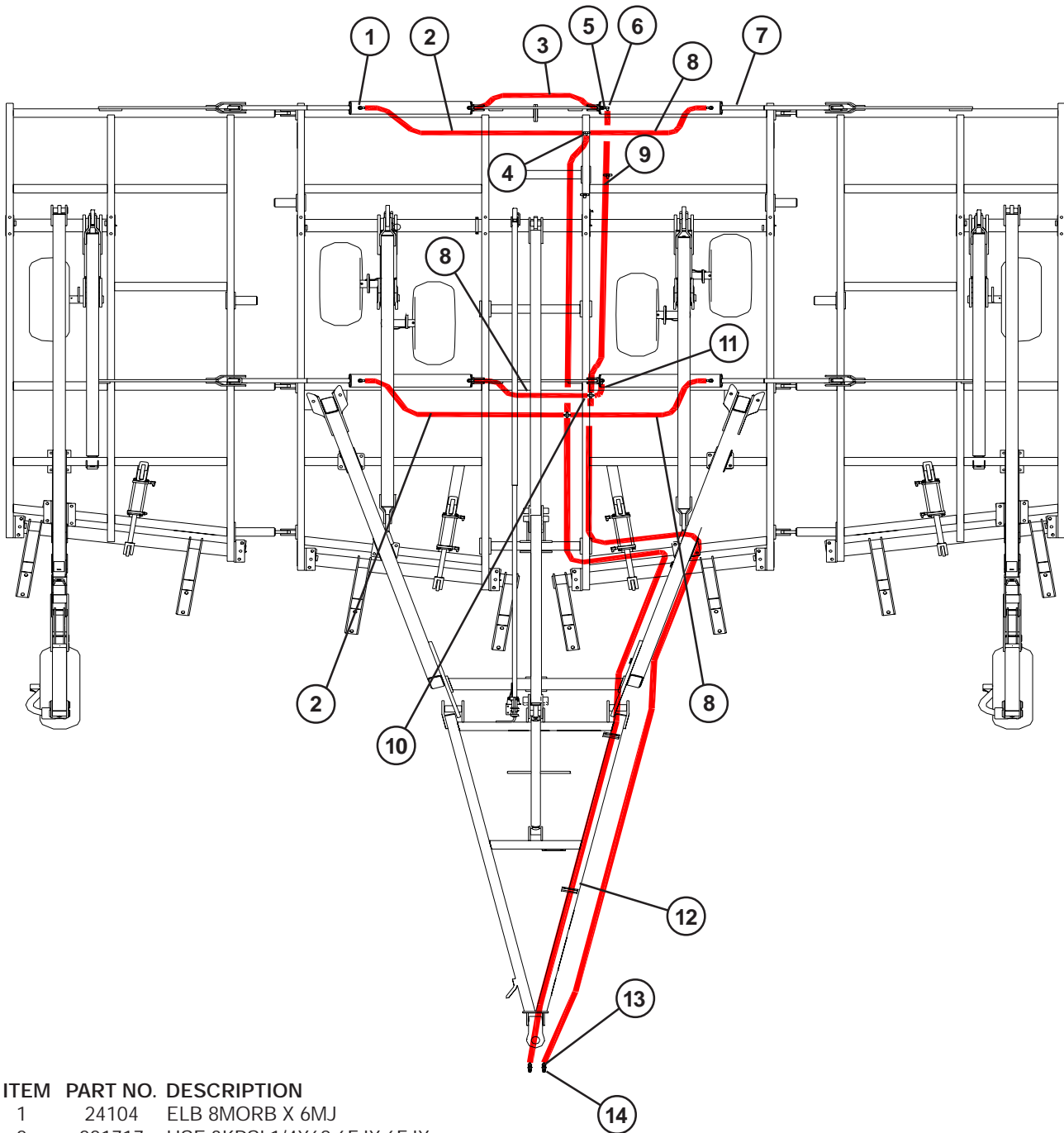
40064	4x8SEQ SEAL KIT
40817	3-3/4x8SEQ SEAL KIT
40060	3-1/2x8SEQ SEAL KIT
40806	3-1/4x8SEQ SEAL KIT

19' & 22' WING FOLD HYDRAULICS



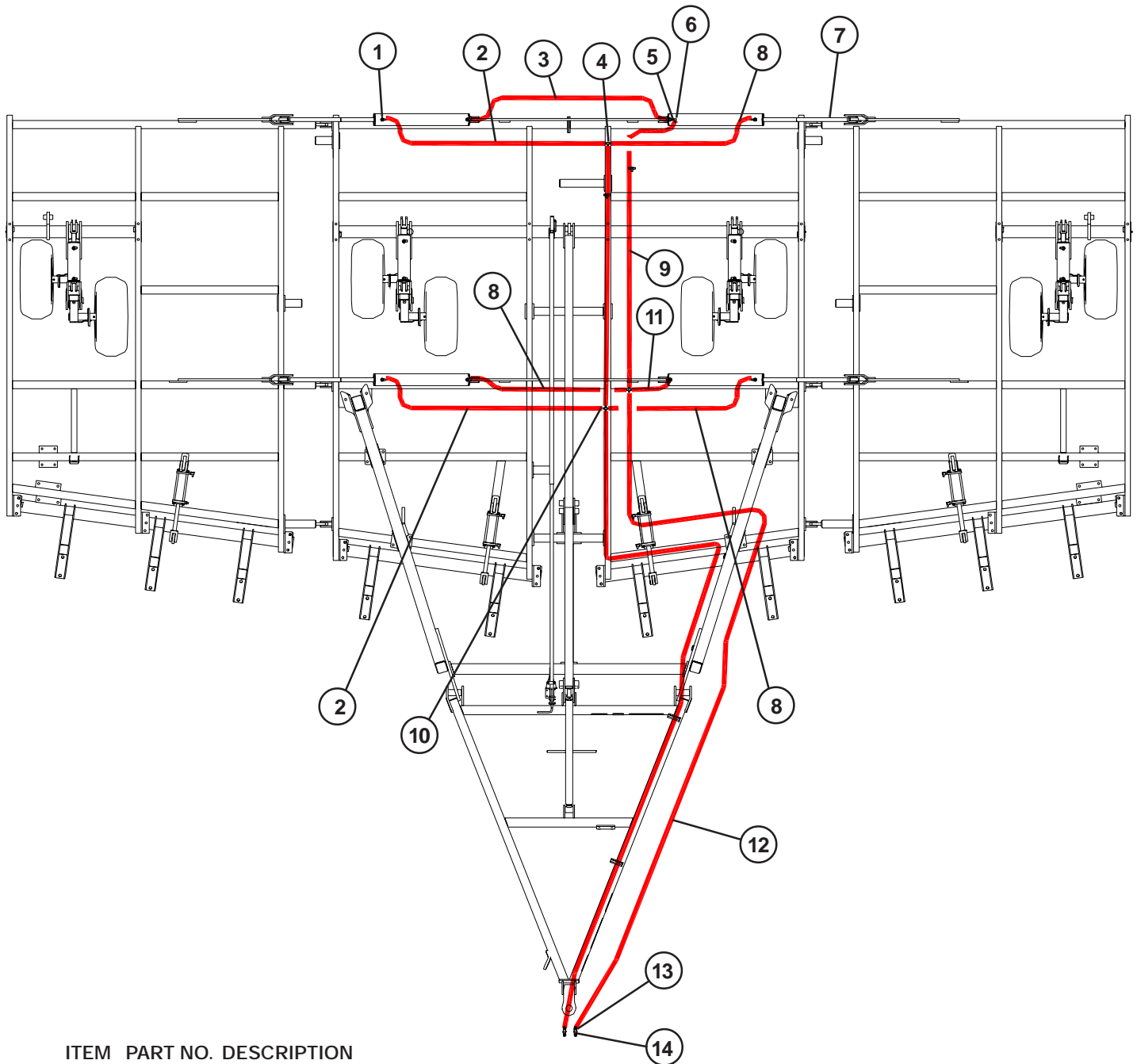
ITEM	PART NO.	DESCRIPTION
1	51242F	CYL HYD 3X30FGS #A519CY11
2	221717	HSE 3KPSI 1/4X68 6FJX-6FJX
3	221716	HSE 3KPSI 1/4X44 6FJX-6FJX
4	64346	TEE 6MJ(3)
5	67136	TEE 6MJ X 6MJ X 6FJX
6	67140	ADP 6MJ X 6MORB
7	238202	ELB 6MJ X 6FJX
8	58692	HSE 3KPSI 1/4X36 6FJX-6FJX
9	67150	ELB 6MORB X 6FJX
10	238427	HSE 3KPSI 1/4X468 6FJX-6FJX
11	58690	ADP 6MJ X 8MPT
12	60640	QUICK DISCONNECT COUPLER

25', 28' & 31' WING FOLD HYDRAULICS



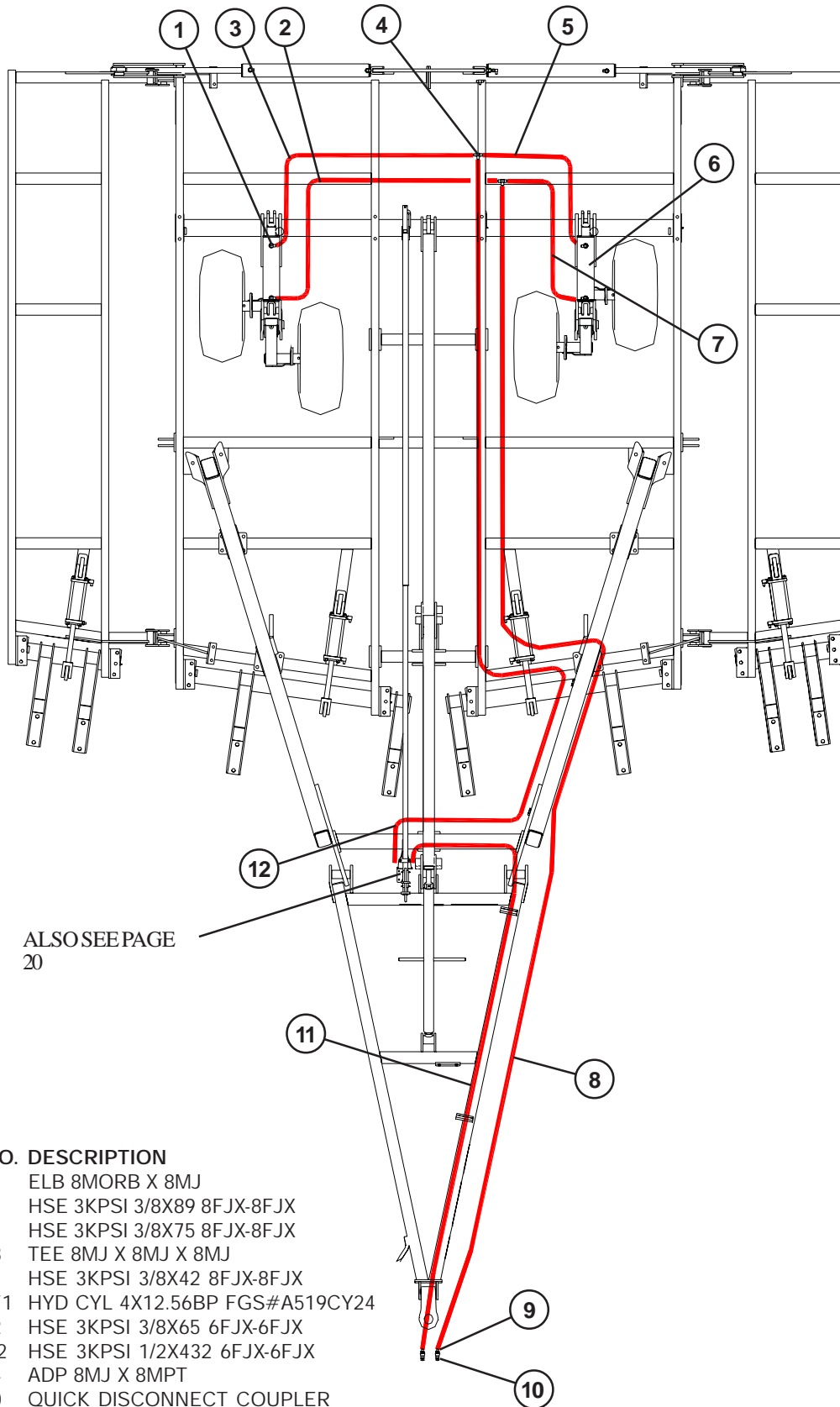
ITEM	PART NO.	DESCRIPTION
1	24104	ELB 8MORB X 6MJ
2	221717	HSE 3KPSI 1/4X68 6FJX-6FJX
3	221716	HSE 3KPSI 1/4X44 6FJX-6FJX
4	64346	TEE 6MJ(3)
5	234943	TEE 6MJ X 6MJ X 8MORB
6	238202	ELB 6MJ X 6FLX
7	51229F	CYL HYD 4X30FGS #A519CY02
8	58692	HSE 3KPSI 1/4X36 6FJX-6FJX
9	63791	HSE 3KPSI 1/4X96 6FJX-6FJX
10	67130	CROSS 6MJ X 6MJ X 6MJ X 6MJ
11	65169	HSE 3KPSI 1/4X12 6FJX-6FJX
12	238423	HSE 3KPSI 1/4X372 6FJX-6FJX
13	58690	ADP 6MJ X 8MPT
14	60640	QUICK DISCONNECT COUPLER

34' & 37' WING FOLD HYDRAULICS



ITEM	PART NO.	DESCRIPTION
1	24104	ELB 8MORB X 6MJ
2	58538	HSE 3KPSI 1/4X84 6FJX-6FJX
3	B780006	HSE 3KPSI 1/4X76 6FJX-6FJX
4	64346	TEE 6MJ(3)
5	67136	TEE 6MJ X 6MJ X 8MORB
6	238202	ELB 6MJ X 6FLX
7	51229F	CYL HYD 4X30FGS #A519CY02
8	58536	HSE 3KPSI 1/4X60 6FJX-6FJX
9	63791	HSE 3KPSI 1/4X96 6FJX-6FJX
10	67130	CROSS 6MJ X 6MJ X 6MJ X 6MJ
11	58575	HSE 3KPSI 1/4X30 6FJX-6FJX
12	238423	HSE 3KPSI 1/4X372 6FJX-6FJX
13	58690	ADP 6MJ X 8MPT
14	60640	QUICK DISCONNECT COUPLER

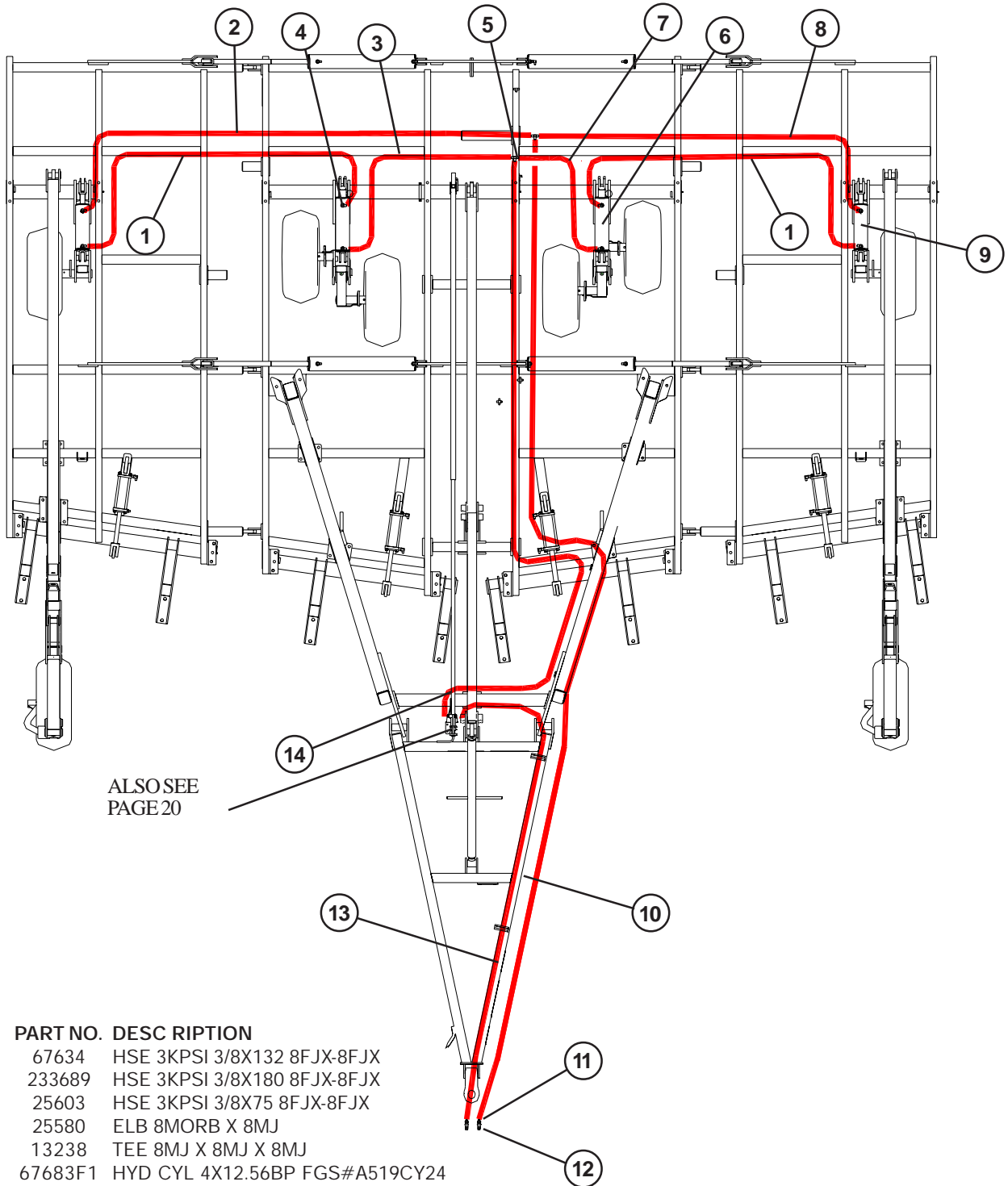
19' & 22' DEPTH CONTROL HYDRAULICS



ALSO SEE PAGE
20

ITEM	PART NO.	DESCRIPTION
1	25580	ELB 8MORB X 8MJ
2	56540	HSE 3KPSI 3/8X89 8FJX-8FJX
3	25603	HSE 3KPSI 3/8X75 8FJX-8FJX
4	13238	TEE 8MJ X 8MJ X 8MJ
5	14851	HSE 3KPSI 3/8X42 8FJX-8FJX
6	67683F1	HYD CYL 4X12.56BP FGS#A519CY24
7	25602	HSE 3KPSI 3/8X65 6FJX-6FJX
8	238422	HSE 3KPSI 1/2X432 6FJX-6FJX
9	13234	ADP 8MJ X 8MPT
10	60640	QUICK DISCONNECT COUPLER
11	237264	HSE 3KPSI 1/2X234 8FJX-8FJX
12	241494	HSE 3KPSI 1/2X276 8FJX-8FJX

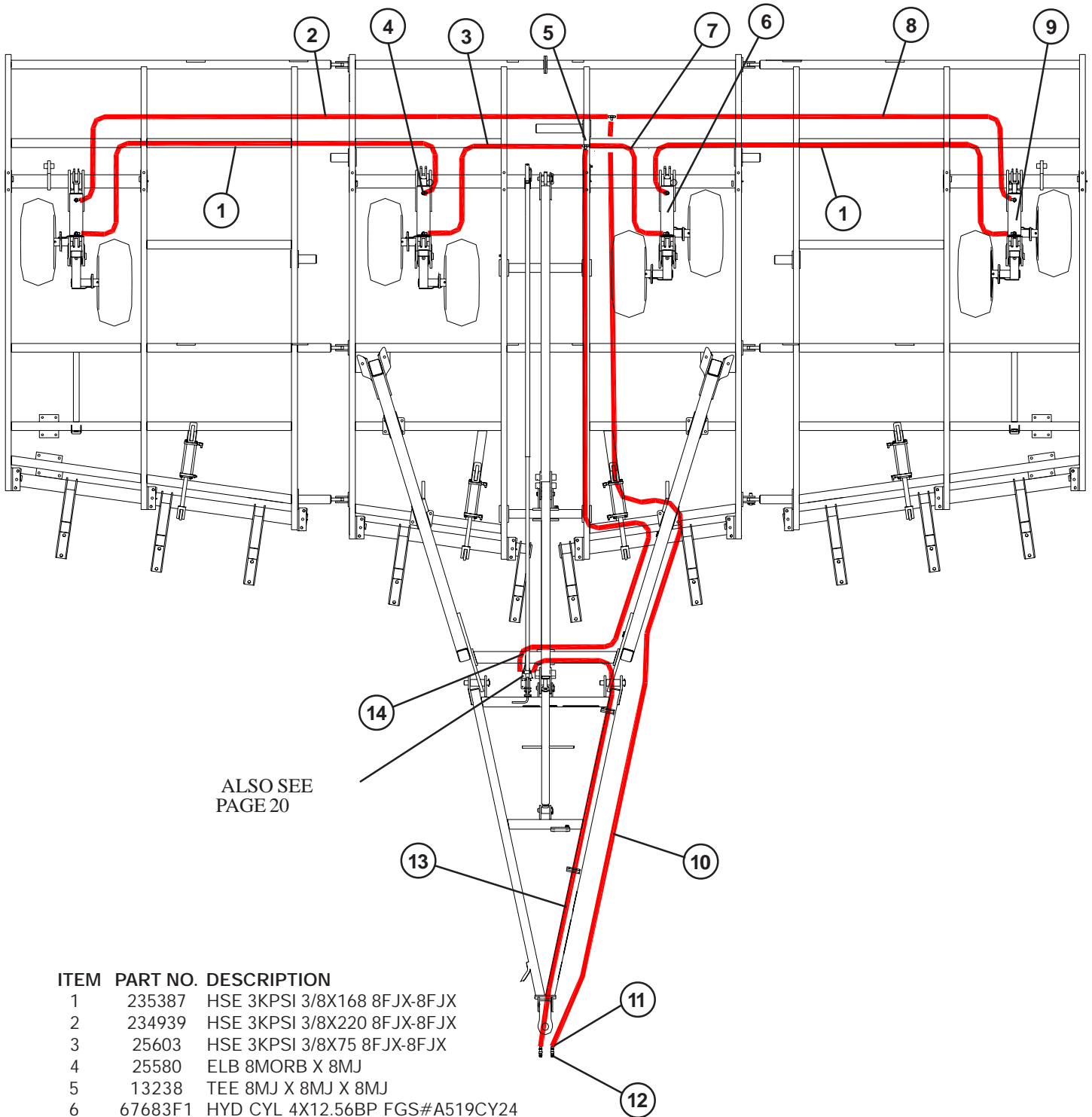
25' & 28' DEPTH CONTROL HYDRAULICS



ALSO SEE
PAGE 20

ITEM	PART NO.	DESC RIPTION
1	67634	HSE 3KPSI 3/8X132 8FJX-8FJX
2	233689	HSE 3KPSI 3/8X180 8FJX-8FJX
3	25603	HSE 3KPSI 3/8X75 8FJX-8FJX
4	25580	ELB 8MORB X 8MJ
5	13238	TEE 8MJ X 8MJ X 8MJ
6	67683F1	HYD CYL 4X12.56BP FGS#A519CY24
7	14851	HSE 3KPSI 3/8X42 8FJX-8FJX
8	235386	HSE 3KPSI 3/8X137 8FJX-8FJX
9	67688F1	HYD CYL 4X10.8BP FGS #A519CY25
10	238422	HSE 3KPSI 1/2X432 8FJX-8FJX
11	13234	ADP 8MJ X 8MPT
12	60640	QUICK DISCONNECT COUPLER
13	237264	HSE 3KPSI 1/2X234 8FJX-8FJX
14	241494	HSE 3KPSI 1/2X276 8FJX-8FJX

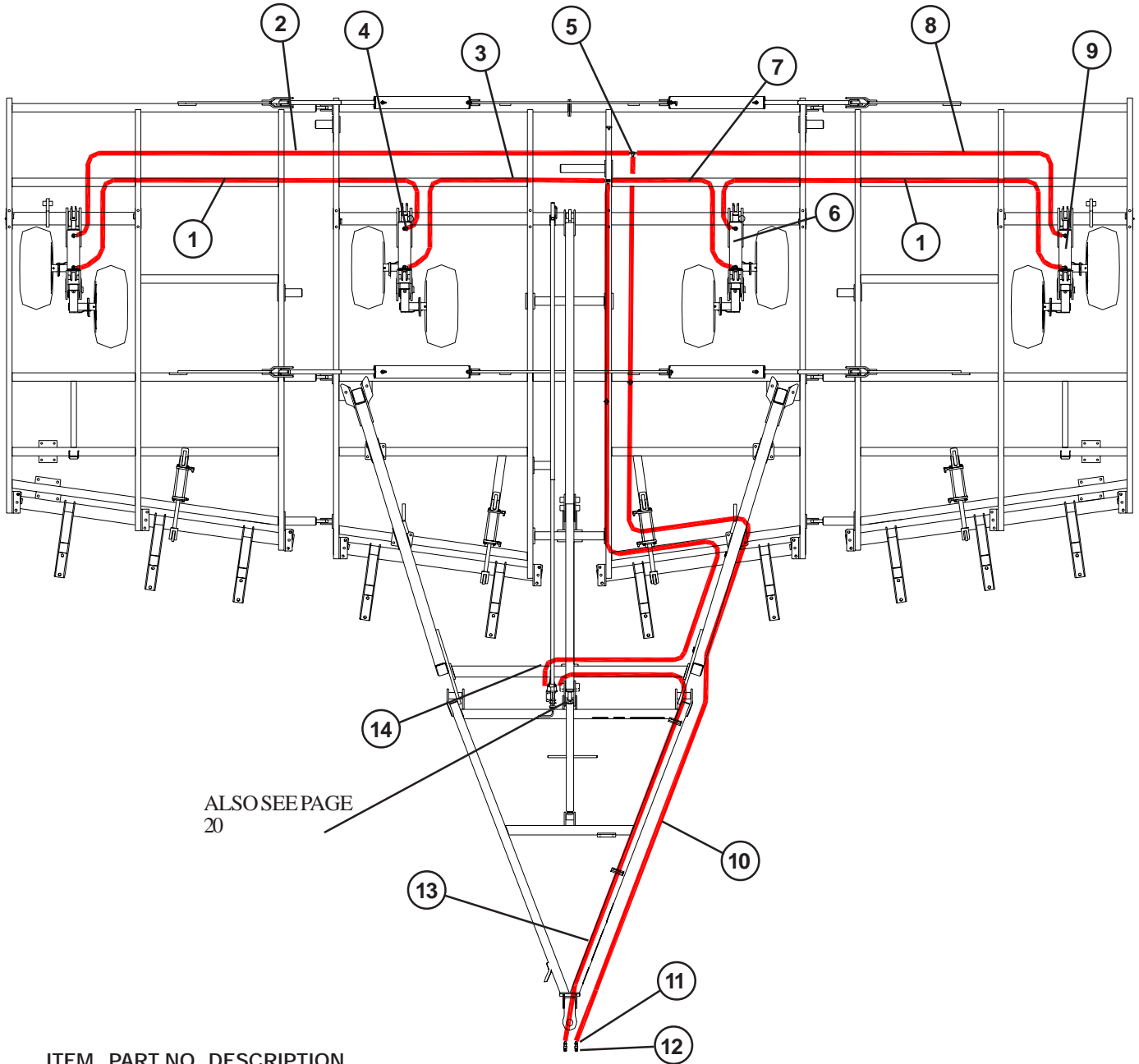
31' DEPTH CONTROL HYDRAULICS



ALSO SEE
PAGE 20

ITEM	PART NO.	DESCRIPTION
1	235387	HSE 3KPSI 3/8X168 8FJX-8FJX
2	234939	HSE 3KPSI 3/8X220 8FJX-8FJX
3	25603	HSE 3KPSI 3/8X75 8FJX-8FJX
4	25580	ELB 8MORB X 8MJ
5	13238	TEE 8MJ X 8MJ X 8MJ
6	67683F1	HYD CYL 4X12.56BP FGS#A519CY24
7	14851	HSE 3KPSI 3/8X42 8FJX-8FJX
8	233689	HSE 3KPSI 3/8X180 8FJX-8FJX
9	67688F1	HYD CYL 4X10.8BP FGS #A519CY25
10	238422	HSE 3KPSI 1/2X432 8FJX-8FJX
11	13234	ADP 8MJ X 8MPT
12	60640	QUICK DISCONNECT COUPLER
13	237264	HSE 3KPSI 1/2X234 8FJX-8FJX
14	241494	HSE 3KPSI 1/2X276 8FJX-8FJX

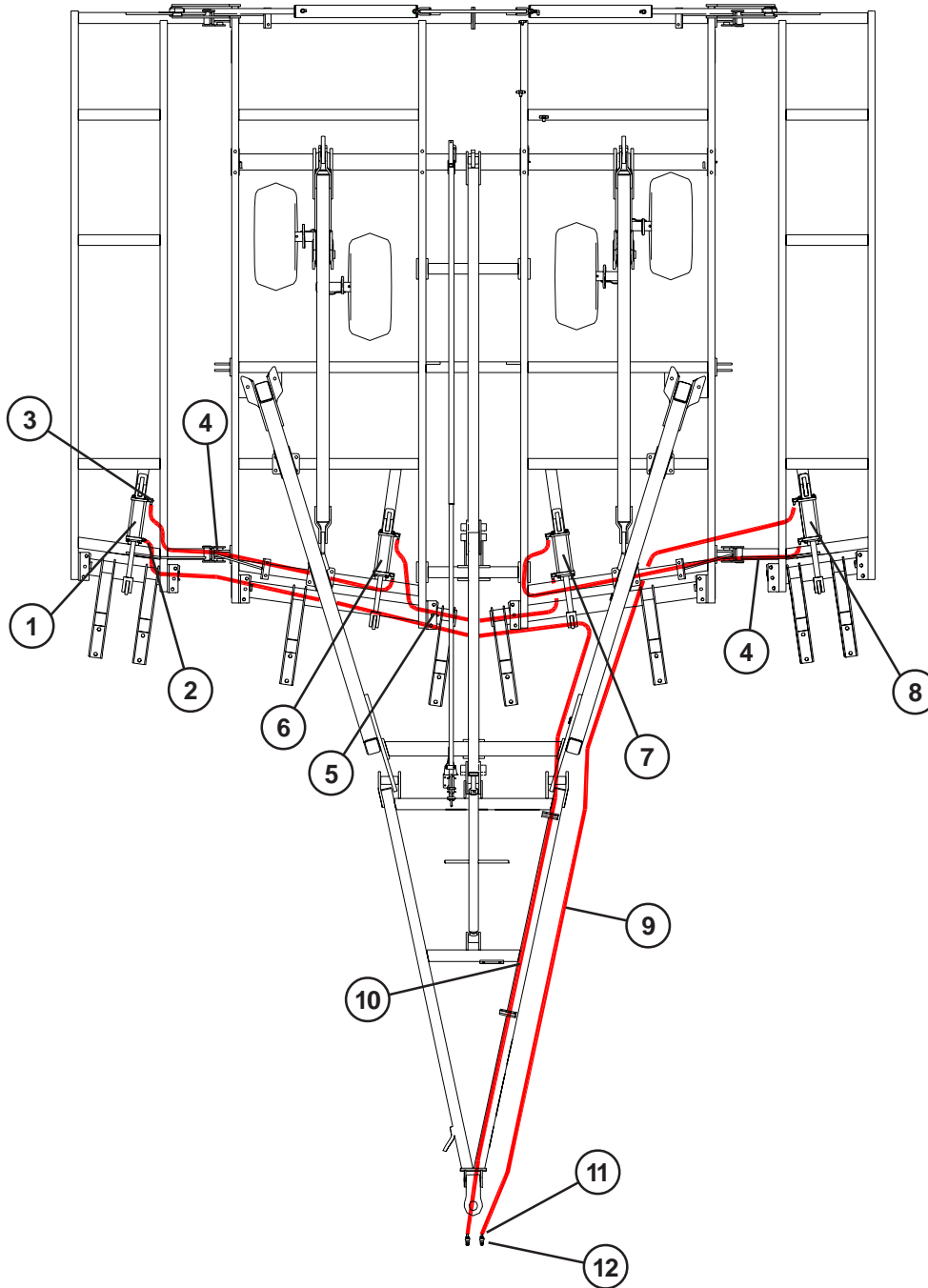
34' & 37' DEPTH CONTROL HYDRAULICS



ALSO SEE PAGE
20

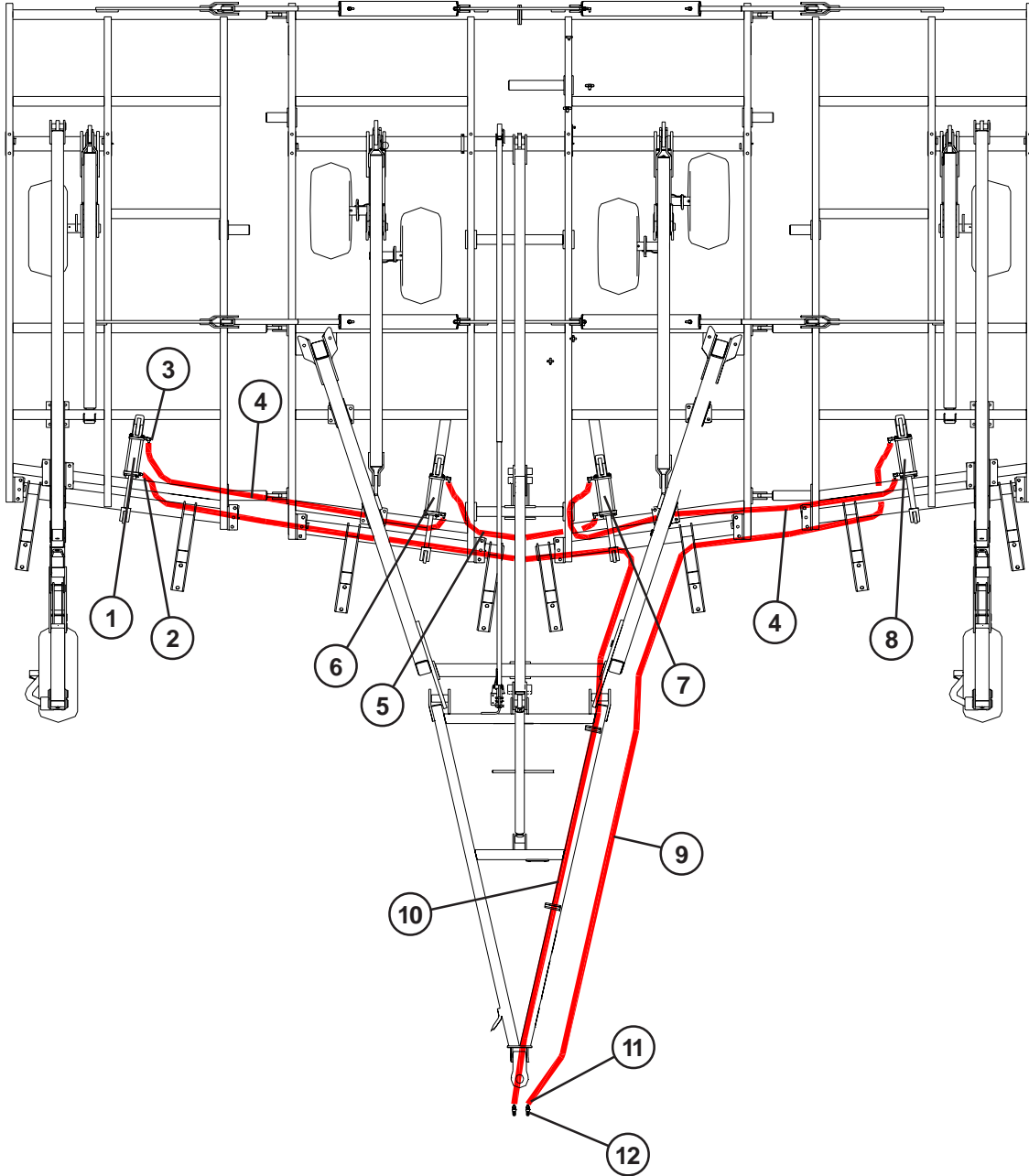
ITEM	PART NO.	DESCRIPTION
1	235387	HSE 3KPSI 3/8X168 8FJX-8FJX
2	237155	HSE 3KPSI 3/8X244 8FJX-8FJX
3	56540	HSE 3KPSI 3/8X89 8FJX-8FJX
4	25580	ELB 8MORB X 8MJ
5	13238	TEE 8MJ X 8MJ X 8MJ
6	67683F1	HYD CYL 4X12.56BP FGS#A519CY24
7	15515	HSE 3KPSI 3/8X62 8FJX-8FJX
8	234947	HSE 3KPSI 3/8X194 8FJX-8FJX
9	67688F1	HYD CYL 4X10.8BP FGS #A519CY25
10	238422	HSE 3KPSI 1/2X432 8FJX-8FJX
11	13234	ADP 8MJ X 8MPT
12	60640	QUICK DISCONNECT COUPLER
13	237264	HSE 3KPSI 1/2X234 8FJX-8FJX
14	241494	HSE 3KPSI 1/2X276 8FJX-8FJX

19' & 22' DISK LIFT HYDRAULICS



ITEM	PART NO.	DESCRIPTION
1	25659	HYD CYL 3-1/4X8SEQ W/ADPTR.(645774)
2	58543	ADP 8MORB X 6MJ
3	24104	ELB 8MORB X 6MJ
4	63723	HSE 3KPSI 1/4X108 6FJX-6FJX
5	58538	HSE 3KPSI 1/4X84 6FJX-6FJX
6	25654	HYD CYL 3-1/2X8SEQ W/ADPTR.(645775)
7	25649	HYD CYL 3-3/4X8SEQ W/ADPTR.(645771)
8	25643	HYD CYL 4X8SEQ W/ADPTR.(645772)
9	221580	HSE 3KPSI 1/4X344 6FJX-6FJX
10	239437	HSE 3KPSI 1/4X420 6FJX-6FJX
11	58690	ADP 6MJ X 8MPT
12	60640	QUICK DISCONNECT COUPLER

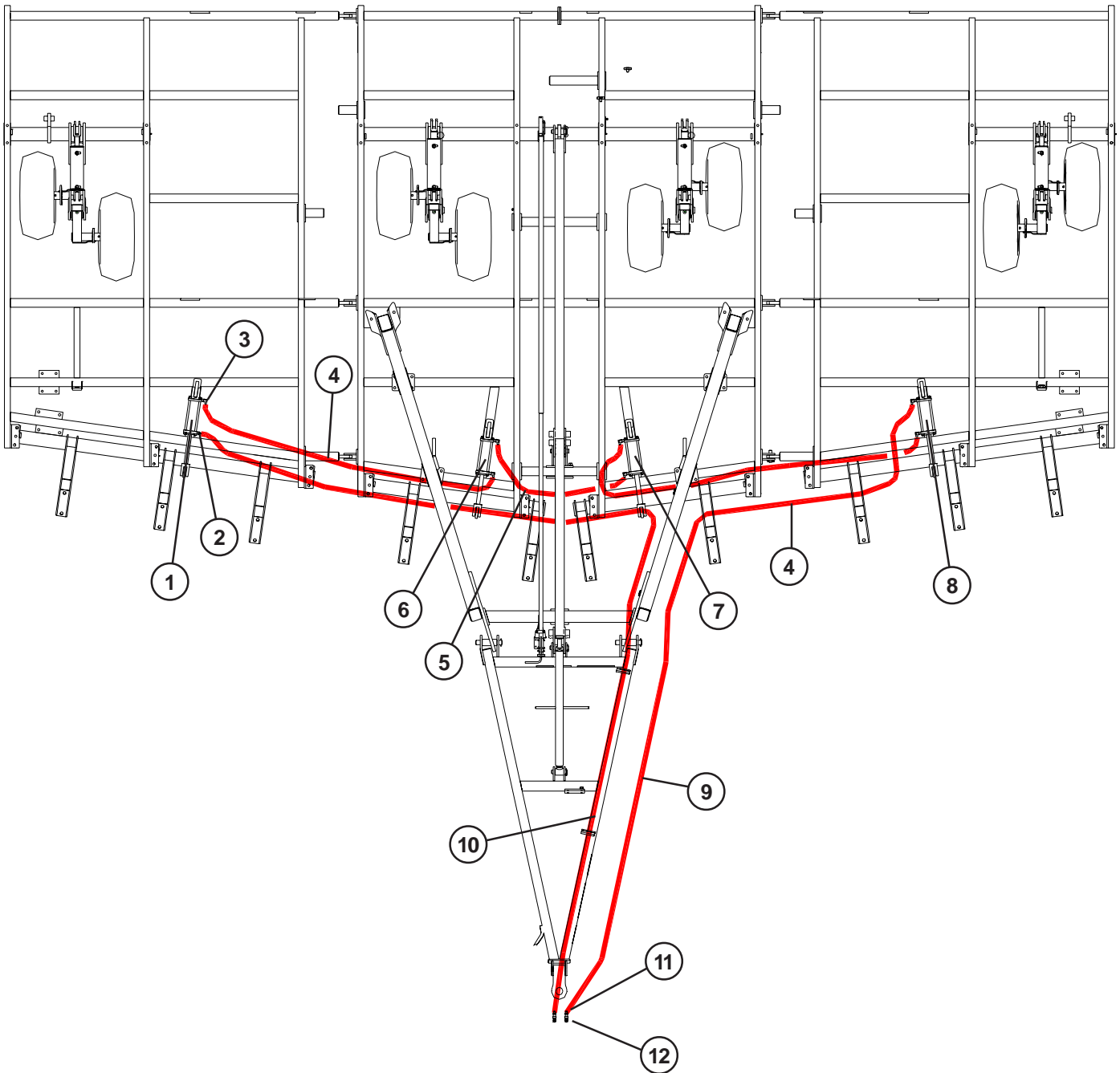
25' & 28' DISK LIFT HYDRAULICS



ITEM PART NO. DESCRIPTION

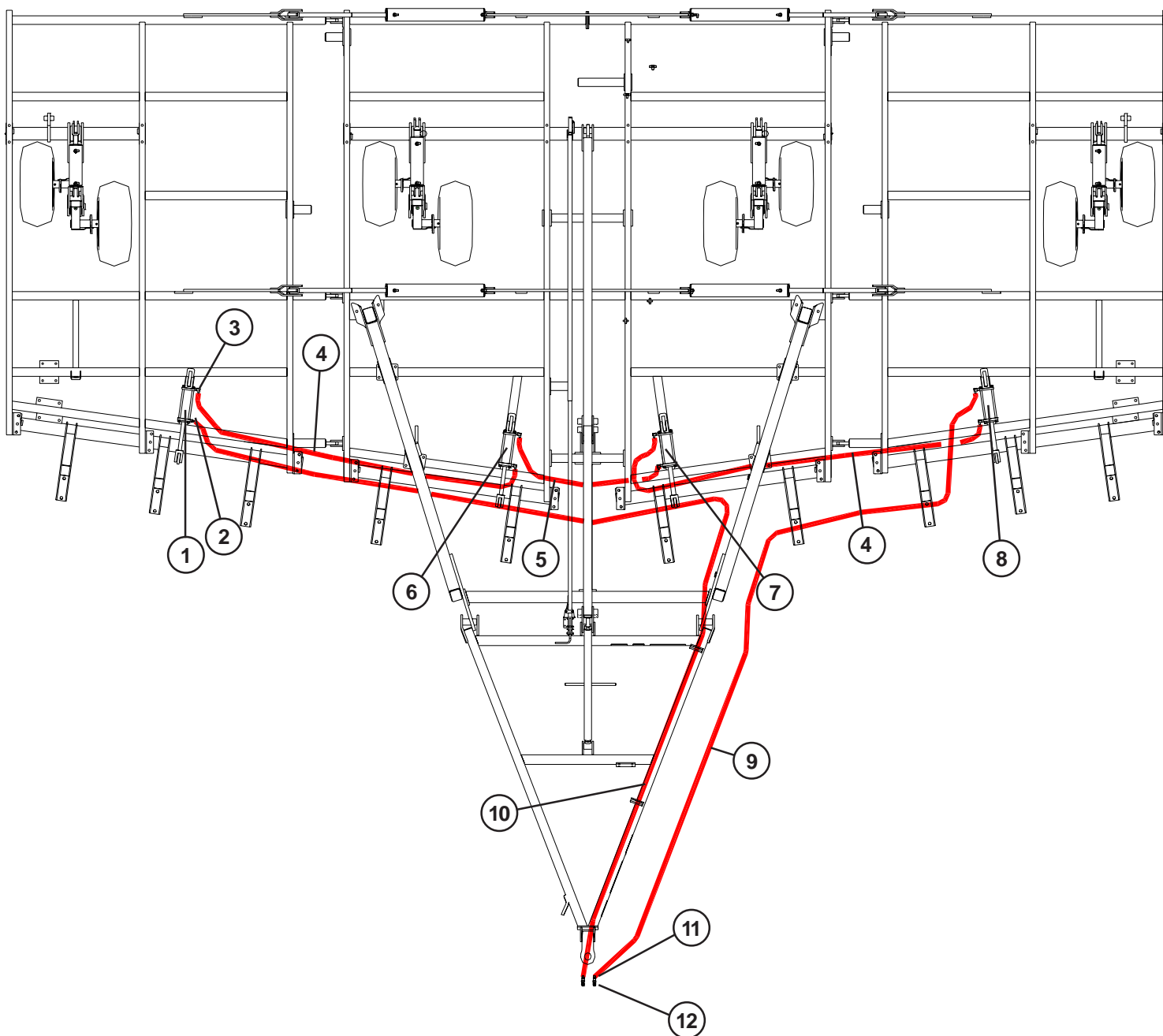
1	25659	HYD CYL 3-1/4X8SEQ W/ADPTR.(645774)
2	58543	ADP 8MORB X 6MJ
3	24104	ELB 8MORB X 6MJ
4	238617	HSE 3KPSI 1/4X120 6FJX-6FJX
5	58538	HSE 3KPSI 1/4X84 6FJX-6FJX
6	25654	HYD CYL 3-1/2X8SEQ W/ADPTR.(645775)
7	25649	HYD CYL 3-3/4X8SEQ W/ADPTR.(645771)
8	25643	HYD CYL 4X8SEQ W/ADPTR.(645772)
9	221581	HSE 3KPSI 1/4X356 6FJX-6FJX
10	239431	HSE 3KPSI 1/4X432 6FJX-6FJX
11	58690	ADP 6MJ X 8MPT
12	60640	QUICK DISCONNECT COUPLER

31' DISK LIFT HYDRAULICS



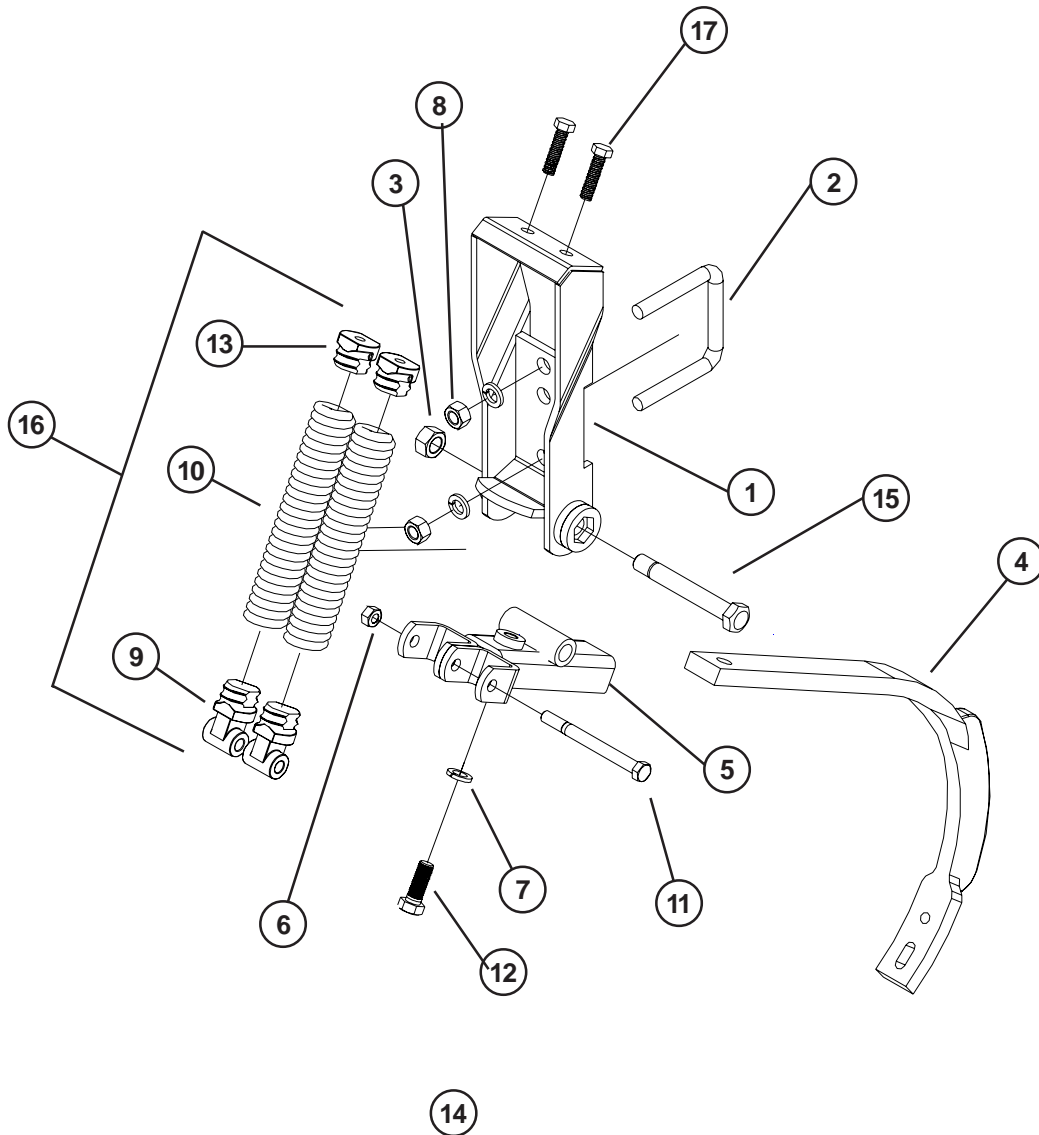
ITEM	PART NO.	DESCRIPTION
1	25659	HYD CYL 3-1/4X8SEQ W/ADPTR.(645774)
2	58543	ADP 8MORB X 6MJ
3	24104	ELB 8MORB X 6MJ
4	238425	HSE 3KPSI 1/4X132 6FJX-6FJX
5	58538	HSE 3KPSI 1/4X84 6FJX-6FJX
6	25654	HYD CYL 3-1/2X8SEQ W/ADPTR.(645775)
7	25649	HYD CYL 3-3/4X8SEQ W/ADPTR.(645771)
8	25643	HYD CYL 4X8SEQ W/ADPTR.(645772)
9	228423	HSE 3KPSI 1/4X372 6FJX-6FJX
10	238424	HSE 3KPSI 1/4X444 6FJX-6FJX
11	58690	ADP 6MJ X 8MPT
12	60640	QUICK DISCONNECT COUPLER

34' & 37' DISK LIFT HYDRAULICS



ITEM	PART NO.	DESCRIPTION
1	25659	HYD CYL 3-1/4X8SEQ W/ADPTR.(645774)
2	58543	ADP 8MORB X 6MJ
3	24104	ELB 8MORB X 6MJ
4	233686	HSE 3KPSI 1/4X156 6FJX-6FJX
5	58538	HSE 3KPSI 1/4X84 6FJX-6FJX
6	25654	HYD CYL 3-1/2X8SEQ W/ADPTR.(645775)
7	25649	HYD CYL 3-3/4X8SEQ W/ADPTR.(645771)
8	25643	HYD CYL 4X8SEQ W/ADPTR.(645772)
9	228426	HSE 3KPSI 1/4X396 6FJX-6FJX
10	238427	HSE 3KPSI 1/4X468 6FJX-6FJX
11	58690	ADP 6MJ X 8MPT
12	60640	QUICK DISCONNECT COUPLER

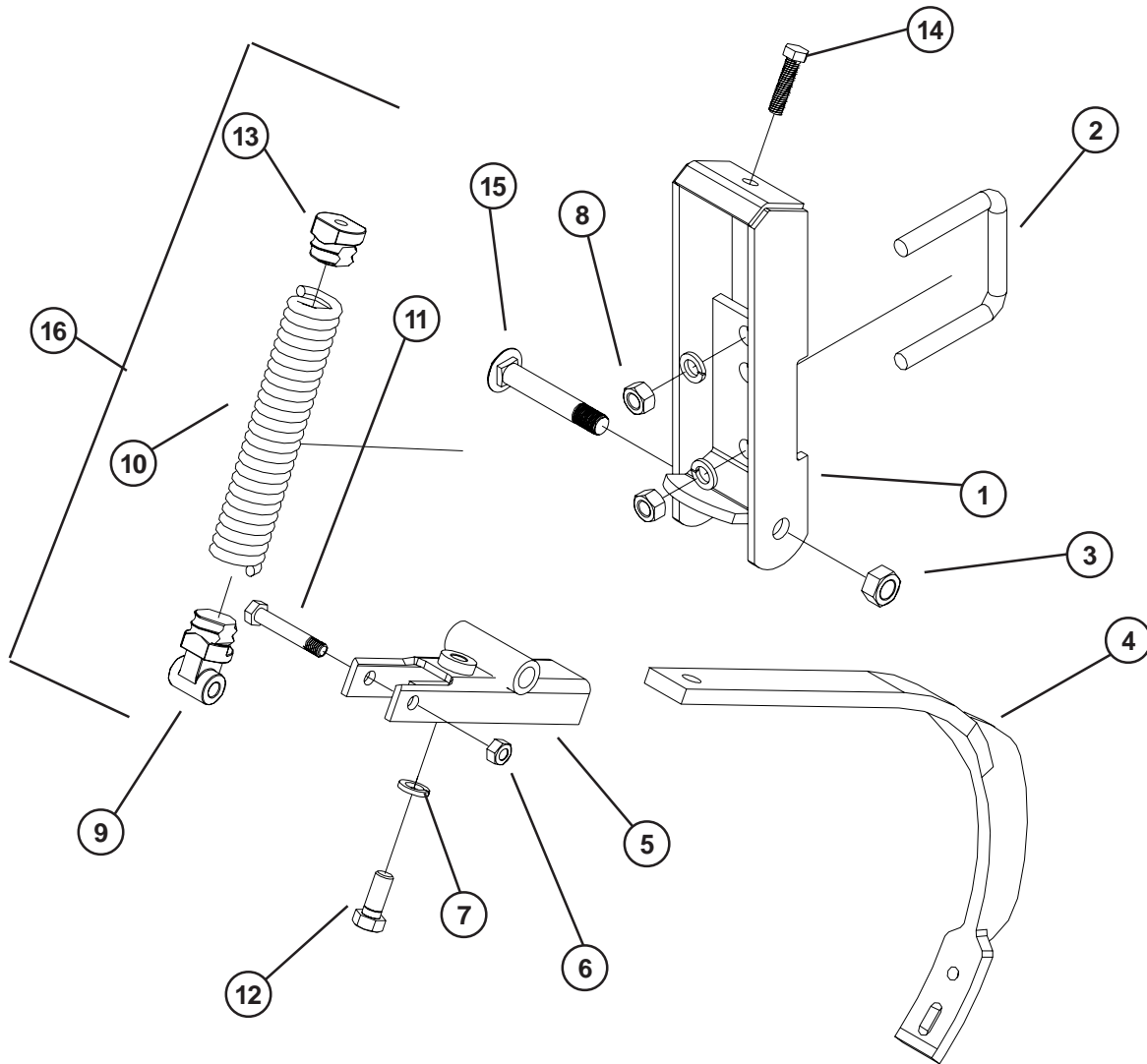
TWIN SPRING SHANK ASSEMBLY



ITEM	PART NO.	DESCRIPTION
	240590	TWIN SPRING SHANK ASSEMBLY (INCLUDES ITEMS 1, 3,5-6, 9-11,13-15)
1	240582	SHANK FRAME BRACKET (4")
2	88501	5/8"NCX4"X4-1/4"U-BOLT
3	22463	3/4"NF LOCK NUT
4	55655	HD EDGE FORM SHANK
5	240581	TWIN SPRING HOLDER
6	88363	1/2"NC LOCK NUT
7	88129	5/8" LOCK WASHER

ITEM	PART NO.	DESCRIPTION
8	88126	5/8"NC NUT
9	11397	SPRING HANDLE (PLAIN)
10	11510	SPRING
11	88574	1/2"NCX5-1/2" GR5 BOLT
12	88838	5/8"NCX1-3/4" GR5 BOLT
13	11398	SPRING PLUG (PLAIN)
14	23153	1/2"NCX2" GR5 BOLT
15	240592	SHANK HEX BOLT
16	11540	SPRING PLUG ASSEMBLY
17	23153	1/2 X 2 FULL THREAD CAP SCREW

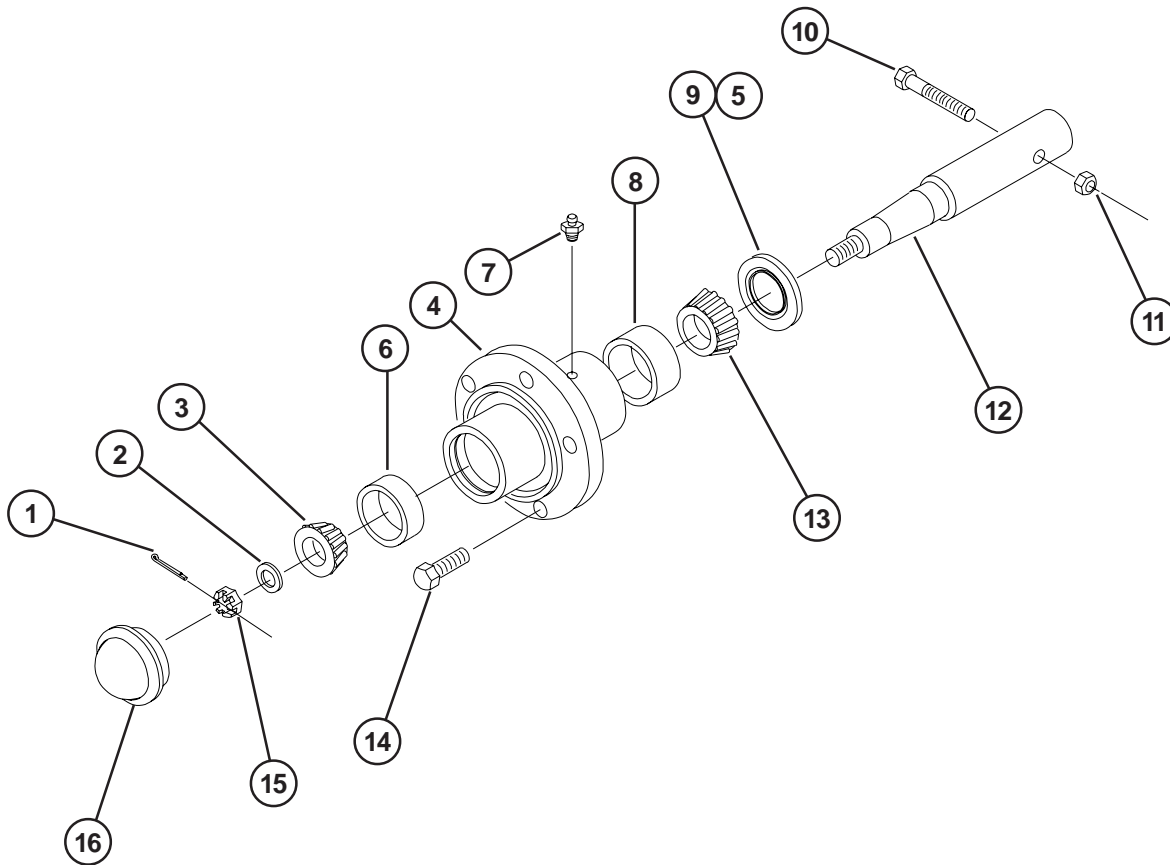
SINGLE SPRING SHANK ASSEMBLY



ITEM	PART NO.	DESCRIPTION
	240434	FC SHANK ASSEMBLY (4") (INCLUDES ITEMS 1, 3, 5-6, 9-11, 13-15)
1	20569	SHANK FRAME BRACKET (4")
2	88501	5/8"NCX4"X4-1/4"U-BOLT
3	22463	3/4"NF LOCK NUT
4	53408	EDGE FORMED SHANK
5	242482	SHANK HOLDER
6	88363	1/2"NC LOCK NUT
7	88129	5/8" LOCK WASHER

ITEM	PART NO.	DESCRIPTION
8	88126	5/8"NC NUT
9	11397	SPRING HANDLE (PLAIN)
10	11510	SPRING
11	20637	1/2"NCX3" GR5 BOLT
12	88577	5/8"NCX1-1/2" GR5 BOLT
13	11398	SPRING PLUG (PLAIN)
14	23153	1/2"NCX2" GR5 BOLT
15	68575	CARRIAGE BOLT
16	11540	SPRING PLUG ASSEMBLY (INCLUDES 9-10 & 13))

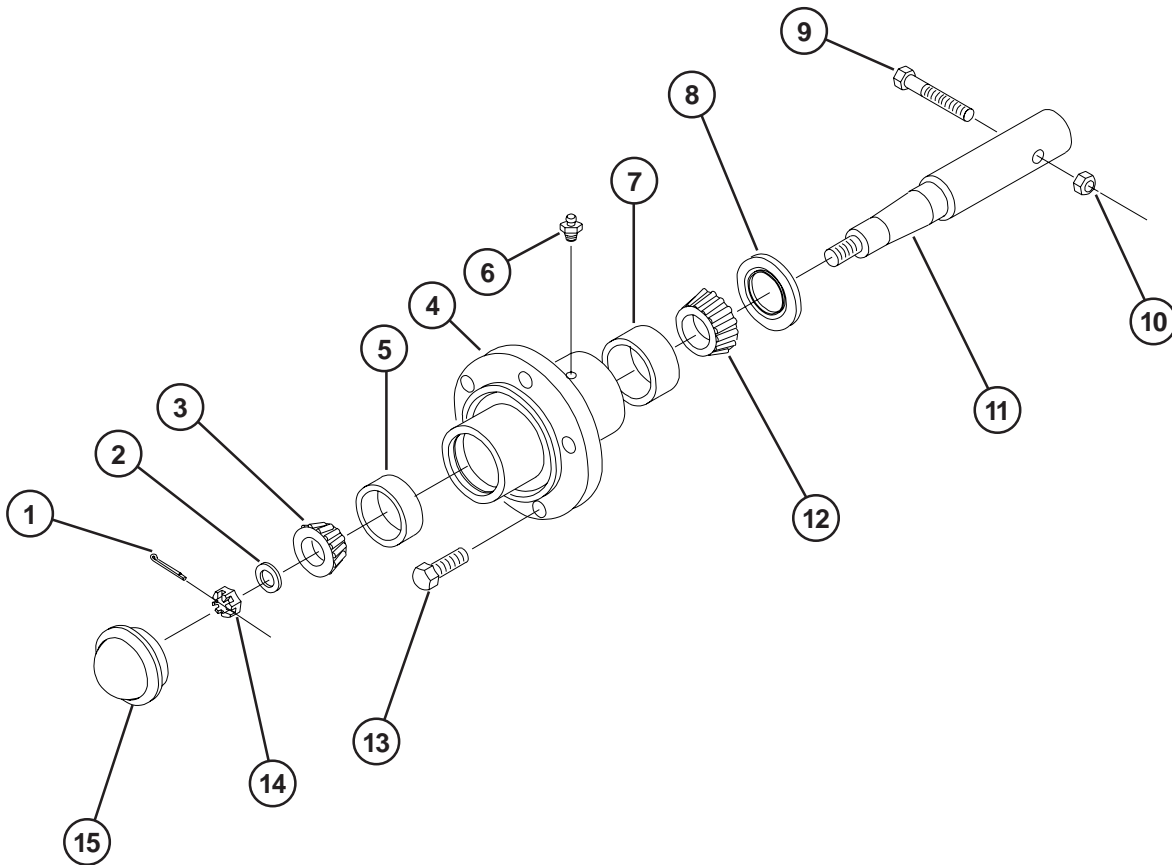
1.75" HUB & SPINDLE



77836.PLT

ITEM	PART NO.	DESCRIPTION
	41234	1-3/4" HUB & SPINDLE ASSY (INCLUDES 1-9 & 12-16)
1	88301	PIN COT 3/16DIAx1-1/2
2	16094	SPINDLE WASHER 7/8ID
3	10345	OUTER BEARING CONE
4	30405	1-3/4IN PRESSED HUB W/ CUPS
5	25586	WEAR SLEEVE
6	10344	OUTER BEARING CUP
7	88263	FTG GRS 1/8NPT 1610-BL(11/16")
8	11379	INNER BEARING CUP
9	25585	TRIPLE LIP SEAL
10	88541	1/2NCx3-1/4 GR5 BOLT
11	88363	NUT NEX CENTER LOCK 1/2NC
12	41232	1-3/4" SPINDLE X 11.12" LONG
13	11378	INNER BEARING CONE
14	88142	WHEEL BOLT 1/2NFx1 (13/16 HEAD)
15	88340	NUT SLTD 7/8NF
16	11381	DUST CAP

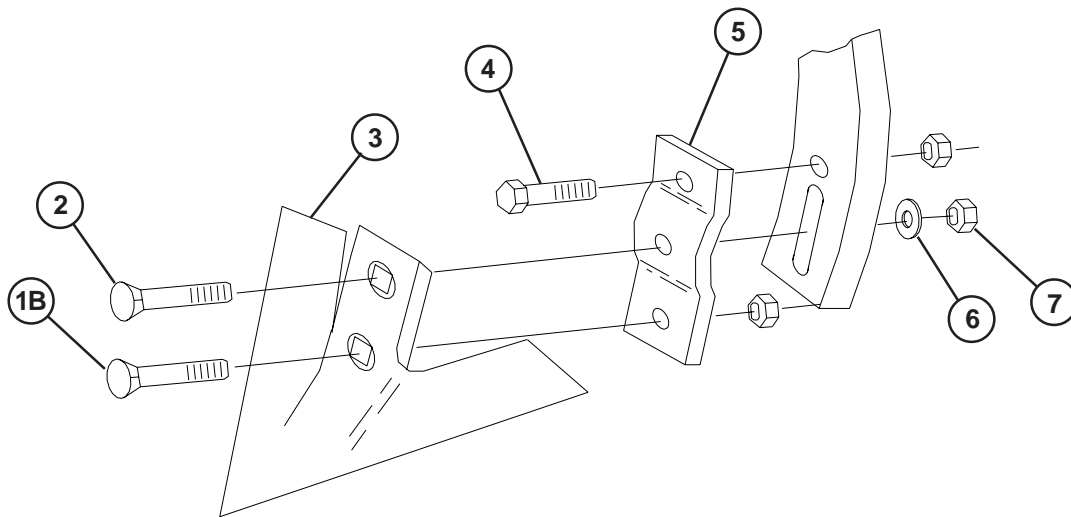
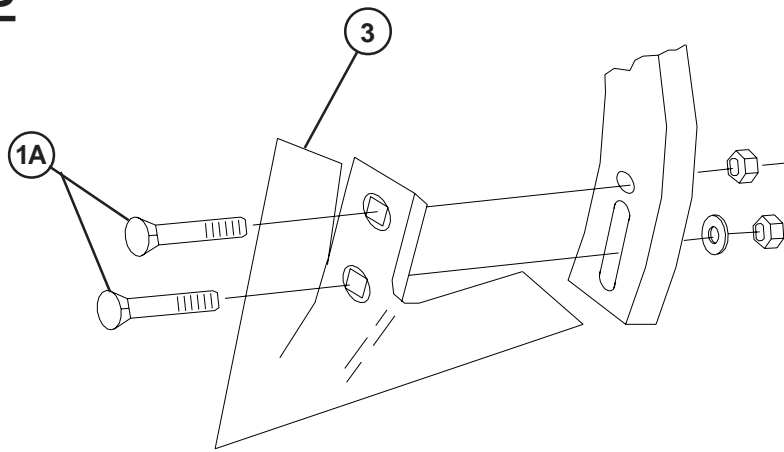
2" HUB & SPINDLE



77836.PLT

ITEM	PART NO.	DESCRIPTION
	14131	2" HUB & SPINDLE ASSY (INCLUDES 1-9 & 12-16)
1	88301	PIN COT 3/16DIAx1-1/2
2	16094	SPINDLE WASHER 7/8ID
3	10345	BEARING CONE 1-1/4ID (LM67048)
4	24097	2IN PRESSED HUB W/ CUPS
5	10344	BEARING CUP 2.328 OD (LM67010)
6	88263	FTG GRS 1/8NPT 1610-BL(11/16")
7	14249	BEARING CUP 2.891 OD (LM501310)
8	58546	2" TRIPLE LIP SEAL
9	88429	1/2NFx3-1/4 GR5 BOLT
10	88304	NUT 2POS LK 1/2NF
11	14251	2" AXLE SPINDLE
12	14248	BEARING CONE 1-5/8ID (LM501349)
13	88142	WHEEL BOLT 1/2NFx1 (13/16 HEAD)
14	88340	NUT SLTD 7/8NF
15	11381	DUST CAP

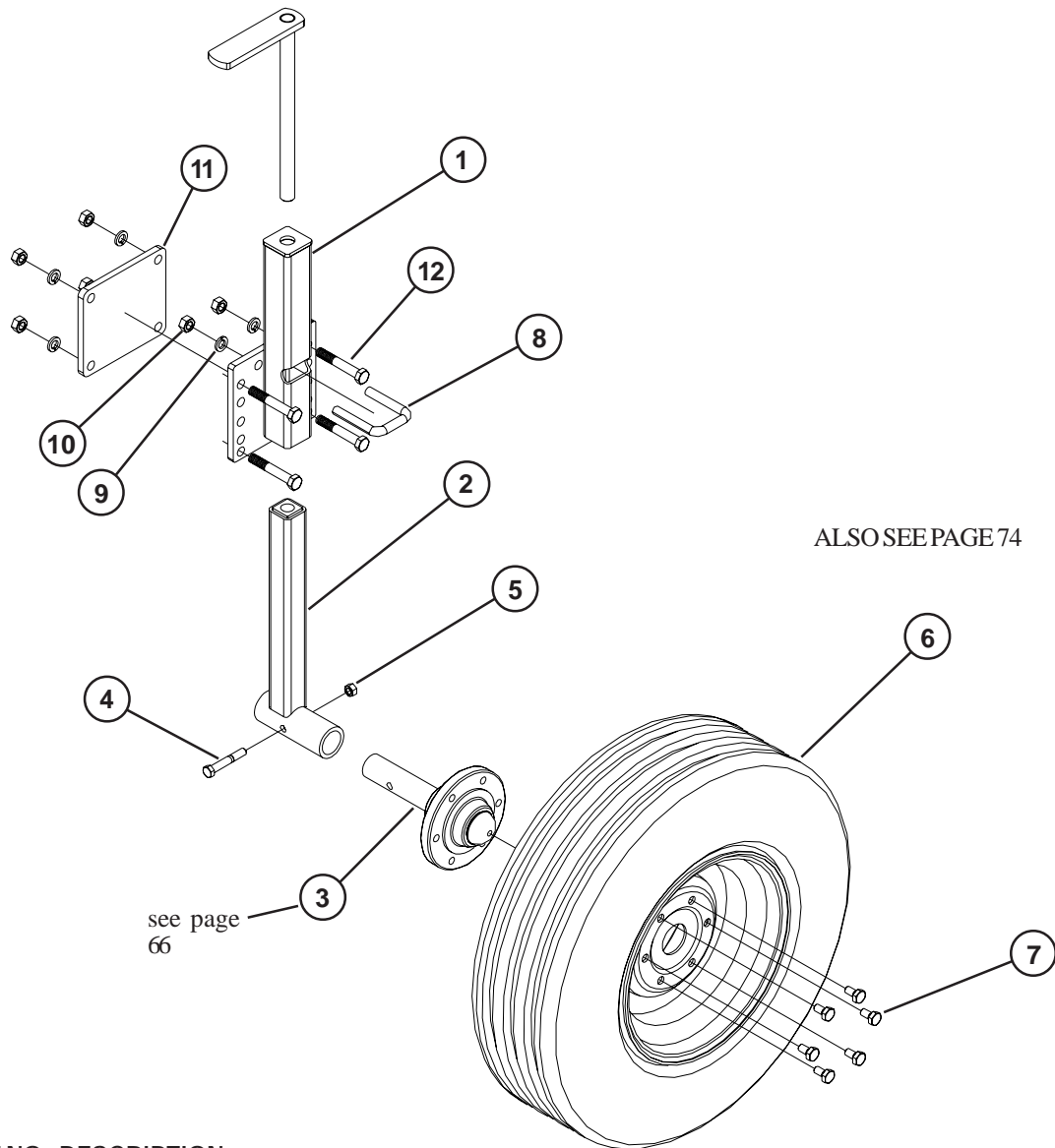
SHOVELS



ITEM	PART NO	DESCRIPTION
	16339	FC SHOVEL EXTENSION KIT (REF. ITEMS 1,2,4,5,6 & 7 KIT CONTAINS HDWE FOR 4 SHOVELS)
1A	88599	PLOW BOLT 7/16NCX1-1/2 GR5
1B	88849	PLOW BOLT 7/16NCX1-3/4 GR5
2	88464	PLOW BOLT 7/16NCX2-1/4 GR5

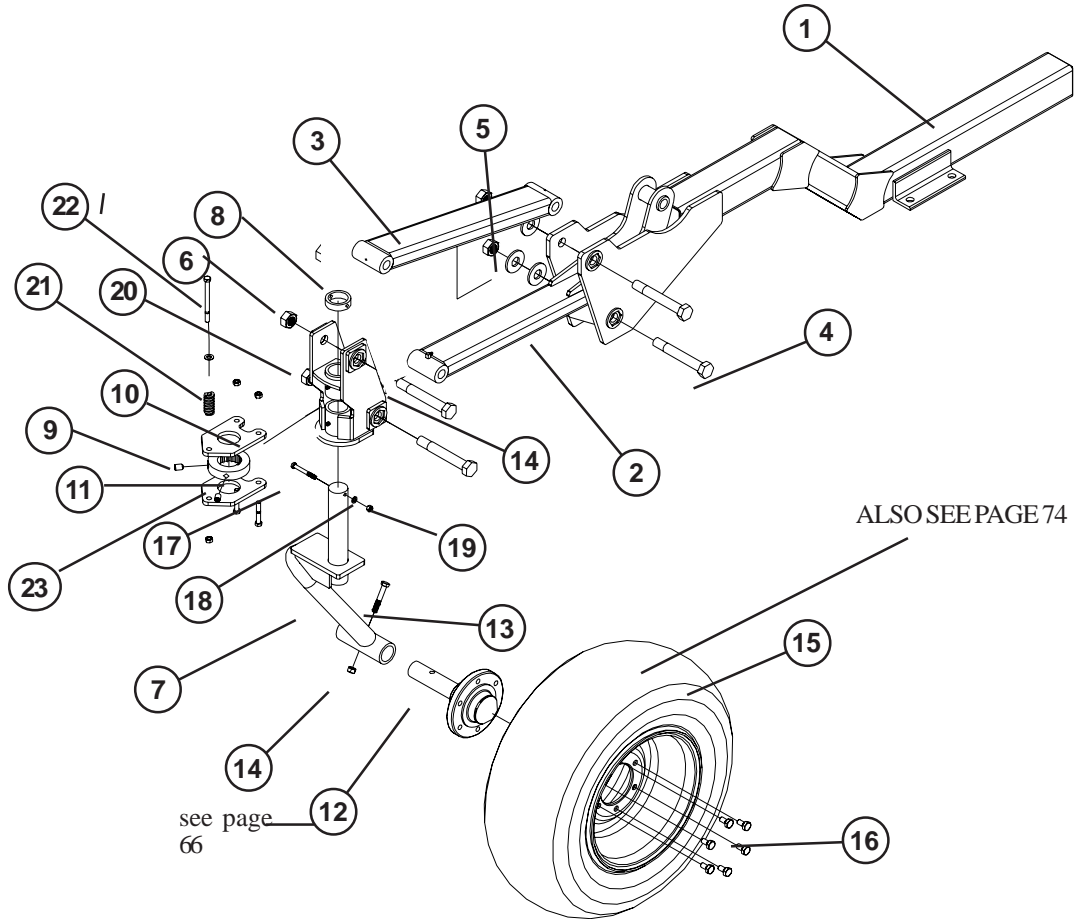
ITEM	PART NO	DESCRIPTION
3	222682	9" TERMINATOR SWEEP 47°STEM ANGLE W/HDWR
4	88392	7/16NCX1-1/2 BOLT
5	41575	FC SHOVEL EXTENSION
6	88152	7/16 FLAT WASHER
7	88344	7/16NC NUT

4' WING RIGID GAUGE WHEEL



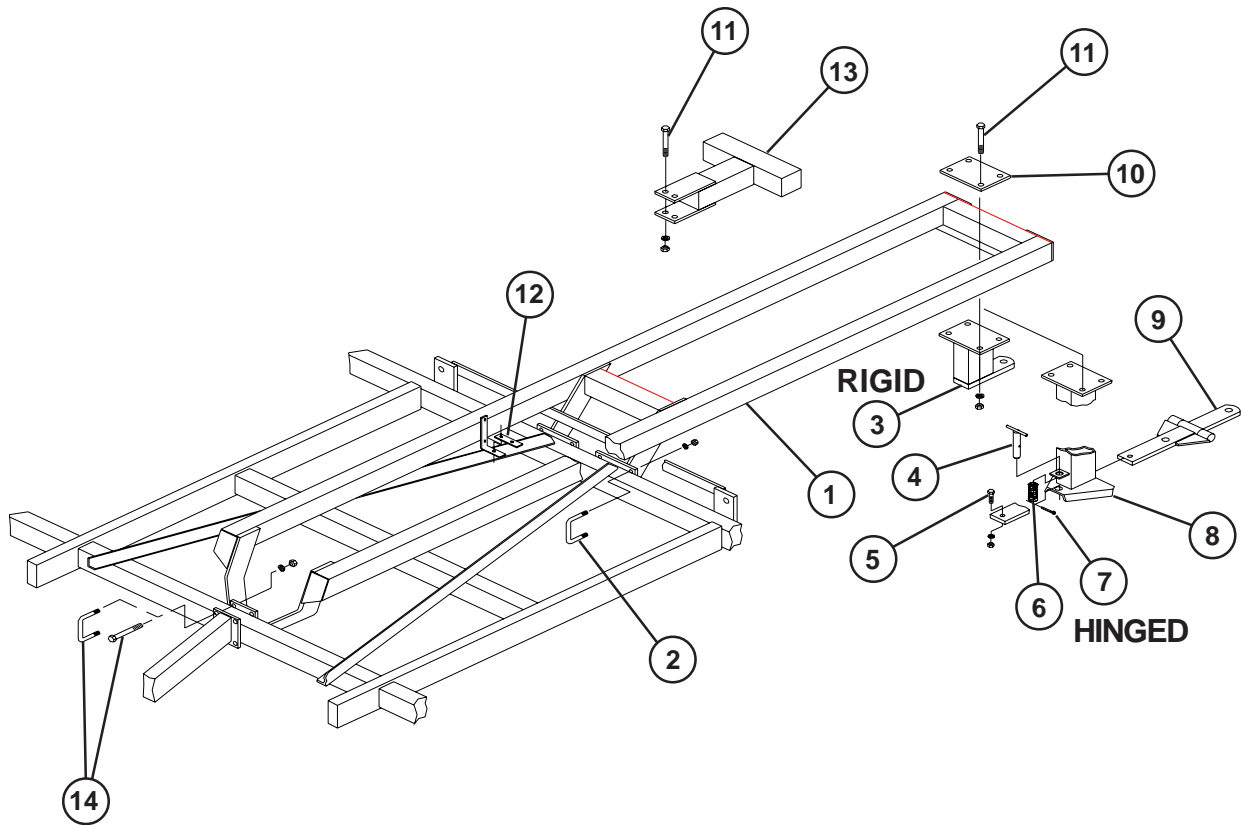
ITEM	PART NO.	DESCRIPTION
1	15485	TOP ADJUSTMENT ASSY
2	15475	GAUGE WHEEL LEG
3	41234	1-3/4 HUB&SPNDL(LG8100001)
4	88429	1/2NFx3-1/4 GR5 BOLT
5	88304	NUT 2POS LK 1/2NF
6	16290	WHL ASSY 95L x 15 6B 6" 8P GRAY
7	88142	1/2NFx1 (13/16 HEAD)
8	88311	BLT-U 5/8-11NCX2-1/2X3-3/4
9	88129	WSHR HLK 5/8ID(11/16ACT)Z
10	88126	NUT HEX 5/8-11NC 5Z
11	239411	BACK PLATE-GAUGE WHEEL
12	88298	BLT HEX 5/8-11NCX4 5Z

7' & 10' WING CASTERING GAUGE WHEEL



ITEM	PART NO.	DESCRIPTION	ITEM	PART NO.	DESCRIPTION
1	237673	GAUGE WHEEL ARM WELD-LH (SHOWN)	21	242217	SPRING (1" DIA X 2" LONG)
	238403	GAUGE WHEEL ARM WELD-RH	22	89013	3/8"NC X 4 1/2 GR5 BOLT
2	220840	QUADX LOWER GAUGE ARM	23	242216	BREAK ASSY
3	221100	EXCEL UPPER GAUGE WHEEL ARM			
4	221336	GAUGE WHEEL PIVOT BOLT (1X6.88")			
5	88196	WSHR FLAT 1(1-1/16X2-1/2ACT)Z			
6	89075	NUT NYLON LOCK 1-8NC 5Z			
7	240360	CASTER WHEEL LEG (RED)			
8	14189	LINK ARM STOP COLLAR (RED)			
9	88984	SET SCREW (1/2-13NC X 3/4)			
10	242289	BREAK PLATE			
11	242443	INNER BREAK PLATE			
12	41234	1-3/4 HUB&SPNDL(LG8100001)			
13	88541	BLT HEX 1/2-13NCX3 5Z			
14	88363	NUT 2POSLK 1/2-13NC 5Z			
15	24538	WHL ASSY 11LX15 6B 8" 8P GRAY			
16	88142	1/2NFX1 (13/16 HEAD)			
17	88531	BLT HEX 3/8-16NCX3 5Z			
18	88362	WSHR HLK 3/8ID Z			
19	88103	NUT HEX 3/8-16NC 5Z			
20	220850	GAUGE WHEEL PIVOT			

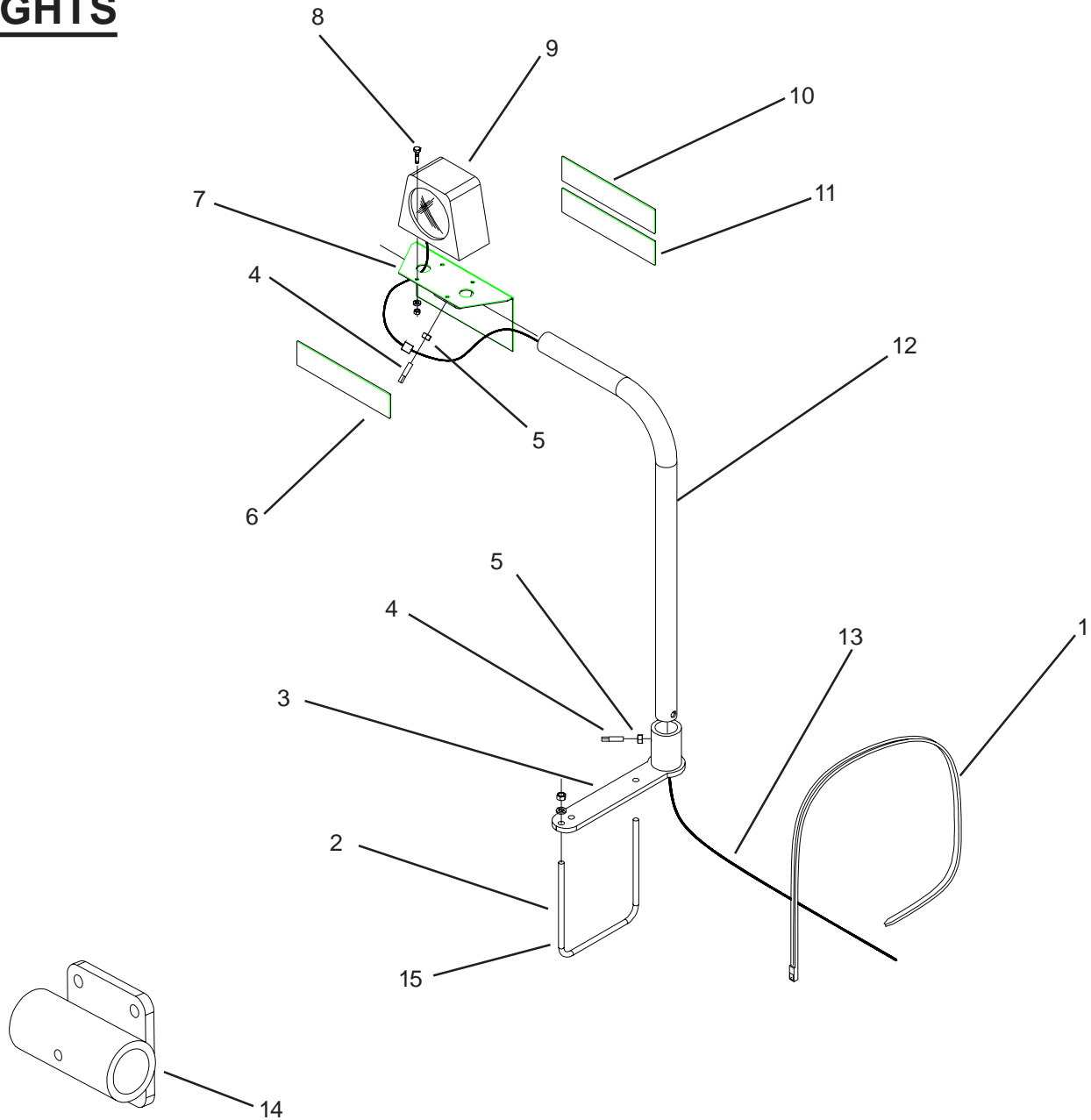
HD AUXILIARY HITCH



ITEM	PART NO.	DESCRIPTION
	69455	REAR HITCH W/HINGED TOUNGE (INCLUDES ITEMS 1,2,4-11)
	69456	REAR HITCH W/RIGID TOUNGE (INCLUDES ITEMS 1,2,3,10 & 11)
1	69442	HD IMPLEMENT HITCH
2	88453	5/8NCX4X4-1/2U-BOLT
3	69453	RIGID TOUNGE MOUNT
4	58284	PIN ASSEMBLY 1X2-27/32
5	88294	5/8NCX2 GR5 BOLT

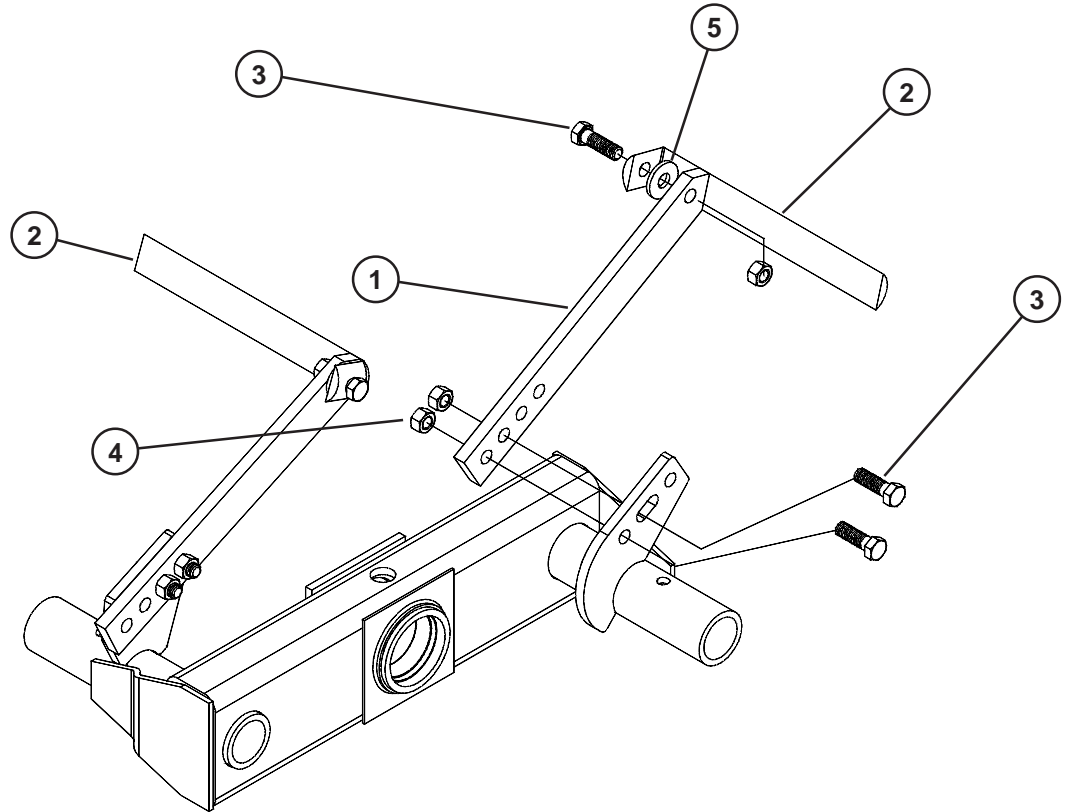
ITEM	PART NO.	DESCRIPTION
6	15940	SPRING
7	88101	1/4X2-1/2 COTTER PIN
8	69454	HINGED HITCH MOUNT
9	18443	HINGED TOUNGE ASSEMBLY
10	69447	PLATE
11	88293	3/4NCX6 GR5 BOLT
12	69459	CLAMP STRAP
13	222493	HD HITCH EXTENSION
14	88305	3/4NCX5 GR5 BOLT (EXCEL)
	88453	5/8NCX4X4-1/2U-BOLT (QUAD X)

LIGHTS



ITEM	PART NO	DESCRIPTION	ITEM	PART NO	DESCRIPTION
	239474	LIGHT KIT (19 & 22ft)	11	223118	RED/ORANGE FLUORESCENT DECAL
	223178	LIGHT KIT (25,28,31,34 & 37ft)	12	223140	12x12 LIGHT ARM
1	13479	4" SQUARE TIE LOOP		223152	20x15.5 LIGHT ARM
2	88385	3/8NCx4x4-3/4 U-BOLT		240238	48" OFFSET LIGHT ARM
3	223130	SHORT BASE PIVOT	13	223330	AG LIGHT KIT
4	88702	3/8NCx3/4 SQ HEAD SET SCREW		223145	AG MODULE
5	88103	3/8NC NUT		223146	WISHBONE 4 LEAD
6	22372	AMBER REFLECTOR		64597	35' HARNESS
7	223126	LIGHT/REFLECTOR BRACKET	14	240237	PIVOT PLATE
8	88203	1/4NCx1 BOLT	15	88386	3/8NCx2-1/2x3-1/4 U-BLT
9	223143	AMBER LIGHT			
	223144	RED LIGHT			
10	22371	RED REFLECTOR			

MUD SCRAPERS

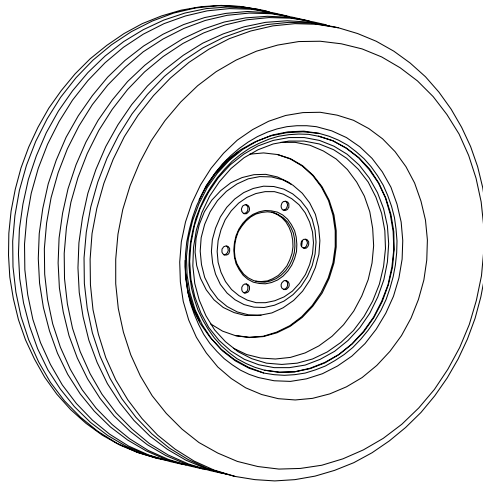


ITEM	PART NO	DESCRIPTION
	61851	TIRE SCRAPER KIT (PR)
1	61835	SCRAPER BAR
2	61837	5/8 DIAx13-1/2 SCRAPER BAR
3	88294	5/8NCx2 GR5 BOLT
4	88845	5/8NC LOCK NUT
5	88277	5/8 FLAT WASHER

NOTE: 1 Kit does two (2) tires.

THIS OPTION HAS BEEN DISCONTINUED, CHECK WITH WIL-RICH SERVICE PARTS FOR PARTS AVAILABILITY.

TIRE ASSEMBLIES, RIMS, TIRES , VALVE STEMS



IDENTIFY WHICH TIRE ASSEMBLY YOU REQUIRE, MOST WIL-RICH IMPLEMENTS HAVE MULTIPLE TIRE/RIM OPTIONS.

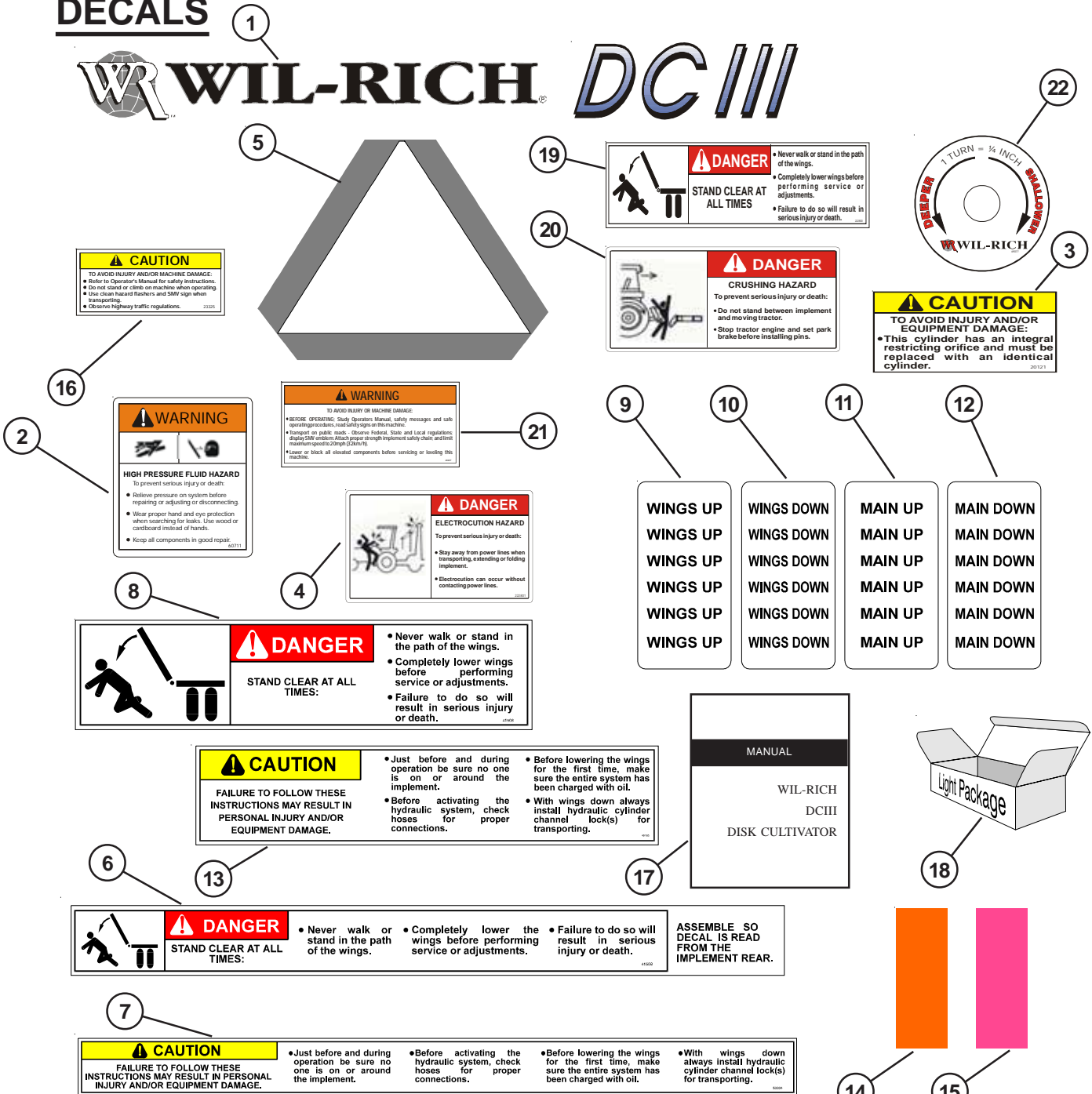
ASSEMBLY	DESCRIPTION
16290	WHL ASSY 9.5LX15 6B 8" 8PLY
10498	RIM 15X8 6B (W511535V PO2)
16287	TIRE 95LX15 8PLY
30784	VALVE STEM ASSY TR415
24538	WHL ASSY 11LX15 6B 8" 8P GRAY
10498	RIM 15X8 6B (W511535V PO2)
29066	TIRE 11L X 15 8PLY
30784	VALVE STEM ASSY TR415
65696	WHL ASSY 11LX15 6B 10" 12PGRAY
41279	TIRE 11L X 15 12 PLY
46714	RIM 15X10 6B (W50534VP02)
57908	VALVE ASSEMBLY (STEEL)
222087	WHL ASSY 31X13.5 6B 10" 12P GRAY
222088	31 X 13.50-15 12PLY TIRE
46714	RIM 15X10 6B (W50534VP02)
57908	VALVE ASSEMBLY (STEEL)
246254	WHL ASSY 13.50-15FI 8B 10IN F
203196	15 X 10 RIM 8B 8-6 (W51350V P02)
246253	13.50-15 FI F HWY IMP TIRE
57908	VALVE ASSEMBLY (STEEL)

NOTES

DECALS



WIL-RICH DCIII



ITEM	PART NO	DESCRIPTION
1	238430	DCIII DECAL KIT
2	60711	HIGH PRESSURE FLUID HAZARD
3	20121	INTEGRAL RESTRICTOR DECAL
4	222801	ELECTROCUTION DECAL
5	41345	SMV KIT
6	41508	WING LOCK DANGER DECAL
7	53334	CAUTION DECAL
8	49163	WING LOCK DANGER DECAL
9	54900	WINGS UP DECAL
10	54901	WINGS DOWN DECAL
11	54902	MAIN UP DECAL

ITEM	PART NO	DESCRIPTION
12	54903	MAIN DOWN DECAL
13	49165	CAUTION DECAL
14	22372	AMBER REFLECTOR
15	22371	RED REFLECTOR
16	23325	CAUTION DECAL - READ
17	74257	DCIII ASSEMBLY MANUAL
	74258	DCIII OPERATORS MANUAL
18	239474	CLEARANCE LIGHT PACKAGE 19 & 22FT
	223178	CLEARANCE LIGHT PACKAGE 25,28,31,34 & 37FT
19	222800	DANGER DECAL 1.6X7.5
20	222802	CRUSHING DECAL
21	24227	WARNING DECAL-OPERATING
22	69077	DEPTH ADJUSTMENT DECAL

WIL-RICH, LLC

WARRANTY

Wil-Rich's products are warranted to the original non-commercial purchaser to be free from defects in material and workmanship for a minimum period of twelve (12) months from the original date of purchase.

Additional Field Cultivator Warranty: Wil-Rich warrants to the original purchaser of each new Wil-Rich Field Cultivator unit (Excel and QuadX), and Disk Field Cultivators that the product be free from defects in material and workmanship for the period of three (3) years on the main frames and shank assemblies. All other components are covered by the twelve (12) month warranty period.

Commercial Use: Warranty for commercial, rental or custom use of any Wil-Rich product is limited to 90 days, parts and labor.

We warrant products sold by us to be in accordance with our published specifications or those specifications agreed to by us in writing at time of sale. Our obligation and liability under this warranty is expressly limited to repairing, or replacing, at our option, within 12 months after date of retail delivery, any product not meeting the specifications. **We make no other warranty, express or implied and make no warranty of merchantability or of fitness for any particular purpose.** If requested by us, products or parts for which a warranty claim is made are to be returned transportation prepaid to our factory. Any improper use, operation beyond rated capacity, substitution of parts not approved by us, or any alteration or repair by others in such manner as in our judgment affects the product materially and adversely shall void this warranty. **No employee or representative is authorized to change this warranty in any way or grant any other warranty.**

Wil-Rich reserves the right to make improvement changes on any of our products without notice.

When warranty limited or not applicable: Warranty on hydraulic hoses, hydraulic cylinders, hubs, spindles, engines, valves, pumps or other trade accessories are limited to the warranties made by the respective manufactures of these components. Rubber tires and tubes are warranted directly by the respective tire manufacturer only, and not by Wil-Rich.

This warranty shall not be interpreted to render Wil-Rich liable for injury or damages of any kind or nature to person or property. This warranty does not include claims for, or extend to the loss or damage of crops, loss because of delay in seeding/planting or harvesting, or any expense or loss incurred for labor, substitute machinery, rental, and transportation expense or for any other reason.

A Warranty Validation and Delivery Report Form must be filled out and received by Wil-Rich to initiate the warranty coverage.

WARRANTY CLAIMS PROCEDURE

1. The warranty form must be returned to Wil-Rich within thirty (30) working days from the repair date.
2. Parts returned to Wil-Rich without authorization will be refused. The parts must be retained at the dealership for ninety (90) days after the claim has been filed. If the Service Department would like to inspect the parts, a packing slip will be mailed to the dealer. The packing slip must be returned with the parts. The parts must be returned prepaid within thirty (30) days of receiving authorization. After the parts are inspected and warranty is verified, credit for the return freight will be issued to the dealer.
3. Parts that will be scrapped at the dealership will be inspected by a Wil-Rich Sales Representative, District Sales Manager or Service Representative within the ninety (90) day retaining period.